

dc

o/c



No. BMM/ENV/2021-22/042

To,
Environmental Officer
KSPCB Regional Office,
Sy No.597P, Ward No.15,
4th Main, Near Dr.Vishnuvardhana Park,
Kuvempunagara,
Ballari-583104

Date: 09.09.2021

Dear Sir,

Sub: Submission of Monthly Environmental monitoring report of M/s. BMM Ispat Ltd,
Danapura Village, Hospet Taluk, Bellary District-reg.

With respect to the above subject, we here by submitting the **Stage-II** Monthly Environmental monitoring report for the month of **August-2021** The monitoring was carried out as per the CFO issued from your kind office.

Combined Consent Order No. AW-303321 dated: 08.08.2017. (Renewed & Valid up to 30.06.2022)

Thanking You.

Yours faithfully,
for M/s. BMM Ispat Ltd.

Authorized Signatory



Enclosure: Monitoring report for BMM Stage-II units commissioned under 2MTPA for the month of **August-2021**.

BMM Ispat Ltd Registered Office & Works: 114, Danapur Village, Hospapete - 583 222
Ballari District, Karnataka, India. t. +91 99723 09413 / 417 f. +91 80 3072 3604

BMM Ispat Ltd Corporate Office: 101, 1st Floor, Pride Elite, 10, Museum Road,
Bengaluru - 560 001 Karnataka, India, t. +91 80 4149 5660 / 1 / 3 f. +91 80 4149 5664

CIN: U13100KA2002PLC030365 Email: bmmispat@bmm.in Website: www.bmm.in



ISO 9001:2015



ISO 14001:2015



ISO 45001:2018



BMM Ispat Ltd.,

ENVIRONMENTAL MONITORING REPORT



**Danapur Village, Hospet Taluk,
Vijayanagara District, PIN-583222, Karnataka.**

STAGE-II

AUGUST-2021

Prepared by



GLOBAL ENVIRONMENT & MINING SERVICES

NABL & MOEFCC Recognized Laboratory

(Consulting Engineers, Mine Designers, Geologists & Surveyors)

3rd main road, Basaveswara badavane

HOSAPETE - 583201, Dist., Ballari (Karnataka)

Tel : 08394 229433 & 295018

e-mail : gems_hpt@yahoo.com

Website : www.globalmining.in

PREFACE

The industries should monitor environmental parameters as per the frequency and locations given in the CFE/CFO. And the same should be submitted on every month to the respective pollution control board.

As part of the conditions and inherent concern on health of the employees and surroundings *M/s. BMM Ispat Ltd.*, as appointed *M/s. Global Environment & Mining Services, HOSPET*, to carry out the environmental pollution monitoring on AAQ Monitoring, Fugitive monitoring within the plant, Stack monitoring submit the same to the Pollution Control Board.

Accordingly, *M/s. Global Environment & Mining Services, HOSPET*, carried out the pollution monitoring as per the standard sampling methods prescribed by CPCB, for AAQ Monitoring, Fugitive monitoring within the plant, Stack monitoring & Personal Dust Sampling as per the CFO. These monitoring has been carried out in a frequency as mentioned in the CFO and the same report is being submitted to the Board.

We sincerely thank to officials of *M/s. BMM Ispat Ltd.*, for their valuable co-ordination & support during the sampling and reporting.

for GLOBAL Environment & Mining Services

Place: Hosapete
Date: 03.09.2021


S. KAMESHWARA RAO
(Managing Partner)



1.0 EXECUTIVE SUMMARY**1.1 INTRODUCTION**

The journey of the BMM Group is a reflection of the path tread by every entrepreneur who believes in the human potential and one's own ability to bring about a life affirming change that transcends time. BMM Group was born out of this committed belief of Late Shri Udaichand Singhi.

Entrenched in the Indian ethos, with an astute understanding of market needs, values and sensibilities **Mr. Dinesh Kumar Singhi** inherited the legacy from his father and has built the BMM Group on sound fundamentals since 1998. He steered the company towards growth by being the first mining company to establish a power generation plant for captive use, and creating a steel plant from the captive ore mine. Over the last 12 years, BMM has been able to add value to every relationship under his able and dynamic leadership.

Today, BMM is a 4900 Crores Company due to its focus on market orientation and optimal usage of technology to achieve process efficiency and value addition. BMM has always believed in the principle of sharing and hence continues to transfer this benefit derived from sustained growth to its employees, partners and associates. The unique value proposition that defines the very fabric of the BMM culture is the firm's belief in unleashing this 'potential in tones' in terms of its human capital, continuous growth and consistent benefits to its stakeholders.

The human potential at BMM is reflected in the depth of domain expertise across diverse sectors and dynamism of youth at various levels in the Organization. Business operations lead by professionals with decades of market understanding and a dynamic team enables BMM to deliver superior product quality. This human potential keeps BMM attuned to scaling new heights and meeting customer expectations. While consistently adding value to its partners, BMM is sensitive to its responsibility towards the environment by implementing best practices in its Business Operations and contribution to society through various social Endeavors.

BMM has a commitment of being a good Corporate Citizen and is committed to achieving business goals through ethical means. BMM hence has been able to have deeper relevance to society by creating value that is inclusive and truly benefits all.



1.2 PROMOTERS OF THE PROJECT

BMM Group, one of the leading Steel, Power & Mining companies in India that has achieved the present level under the leadership and guidance of **Sri. Dinesh Kumar Singhi**, the Founder & Chairman of the group, is promoting the project. His vision is to globalize the company business and do value addition by operating responsibly and in a sustainable manner in exploring, exploiting, excavating and processing minerals followed by setting up steel plant facilities.

BMM is a step towards forward integration has set up new merchant Bar Mill. The works is located at:

BMM ISPAT LIMITED

(Registered Office & Works)

#114, Danapura

Hosapete - 583 222

Bellary Dist, Karnataka

Phone +91 08394-264000, +91 9686550808/09

Fax - 08394 264010

1.3 Site Location

BMM ISPAT LIMITED is located at Danapur about 15 Kms away from Hosapete in Karnataka. The plant site can be connected by national highway, viz. NH-13. The plant is 1 km away from the NH-13 near Danapur village. The nearest railway station is Hospet; Bangalore is at a distance of 300 kms. Seaport is Belikere and Karwar, the nearest Airport is in the private sector belonging to JSW, a Jindal Group company at Thoranagallu (Vidyanagar).

M/s. BMM ISPAT Ltd., Has accorded Environmental Clearance for 2.0 MTPA Integrated Steel Plant, with the following facilities.

S.N.	Items	Capacity
1	Iron ore beneficiation plant	3.40 MTPA
2	Palletizing Plant	1.20 MTPA
3	DRI Plant	0.70 MTPA
4	Coke Oven	0.80 MTPA
5	Sinter Plant	2.50 MTPA
6	Blast furnace	1.70 MTPA
7	EAF & BOF Steel making shop	2.30 MTPA
8	Continuous casting machines Slab Caster Billet Caster	1.10 MTPA 1.10 MTPA
9	Rolling mills: Hot strip mill Structurals/wire rods	1.00 MTPA 1.00 MTPA
10	Oxygen Plant	2x500 TPD
11	Calcining	1,080 TPD
12	Cement Plant	1.40 MTPA
13	Power Plant	230 MW

Out of the above units, presently **4 x 500 TPD Sponge Iron Plants** and **1X70 MW Thermal Power Plants** have been commissioned on August 2011. Beneficiation plant-2, Pellet Plant-2 are commissioned on March 2012. 2X70 MW Thermal based power plants have commissioned on Jan 2013, EAF, Steel Making Shop, CCM, Rolling Mill, Oxygen plants are commissioned on August 2015. Remaining units are under various stages of implementation.

Hence environmental pollution monitoring is being carried out for 4 x 500 TPD sponge iron plants, 1X70 MW Thermal Power Plant, 1.3MTPA Beneficiation, 1.2MTPA Pellet Plant, 2X70MW Power plant, SMS, and RML.

1.4 The report includes environmental monitoring data collected at above site for the month of **AUGUST-2021**. The Parameters monitored are:

- ❖ Ambient Air Quality
- ❖ Fugitive Dust Level
- ❖ Stack Emission

2.0 SCOPE AND METHODOLOGY

2.1 PREAMBLE

The scope of the study and the present report covers the detailed characterization of the existing environmental status in and around the plant area for major environmental components viz. Ambient & work zone air quality, Fugitive Emission, Noise level and water quality & Stack Emission.

2.2 AMBIENT AIR QUALITY

To assess the ambient air quality status, monitoring stations were identified 6 Location plant site. Work zone air monitoring stations were identified in the major work spots. Based on the production activities the parameters chosen for Ambient air quality. were Particulate Matter PM₁₀, Particulate Matter (size less than 2.5 μ m) PM_{2.5}.

2.2.1 PARTICULATE MATTER (PM₁₀) (size less than 10 μ m).

Purpose

The purpose of this protocol is to provide guidelines for monitoring and analysis of Particulate Matter PM₁₀ in ambient air

Reference Method: IS 5182 Part 23 Method of Measurement of Air Pollution: Respirable Suspended Particulate Matter (PM₁₀) cyclonic flow technique.

Principle of the method

Air is drawn through a size-selective inlet and through a 20.3 X 25.4 cm (8 X 10 in) filter at a flow rate, which is typically 1132 L/min. Particles with aerodynamic diameter less than the cut-point of the inlet are collected, by the filter. The mass of these particles is determined by the difference in filter weights prior to and after sampling. The concentration of PM₁₀ in the designated size range is calculated by dividing the weight gain of the filter by the volume of air sampled.

Sampling

Field Sampling - Tilt back the inlet and secure it according to manufacturer's instructions. Loosen the faceplate wing nuts and remove the faceplate. Remove the filter from its jacket and center it on the support screen with the rough side of the filter facing upwards. Replace the faceplate and tighten the wing nuts to secure the

rubber gasket against the filter edge. Gently lower the inlet. For automatically flow-controlled units, record the designated flow rate on the data sheet. Record the reading of the elapsed time meter. The specified length of sampling is commonly 8 hours or 24 hours. During this period, several reading (hourly) of flow rate should be taken. After the required time of sampling, record the flow meter reading, take out the filter media from the sampler, and put in a container or envelope.

Analysis

Filter inspection: Inspect the filter for pin holes using a light table. Loose particles should be removed with a soft brush. Apply the filter identification number or a code to the filter if it is not a numbered. Condition the filter in conditioning room maintained within 20-30° C and 40-50% relative humidity or in an airtight desiccator for 24 hours. Take initial weight of the filter paper (W_i) before sampling. Condition the filter after sampling in conditioning room maintained within 20-30° C and 40-50% relative humidity or in an airtight desiccator for 24 hours. Take final weight of the filter paper (W_f).

2.2.2 Particulate Matter (PM_{2.5}) (size less than 2.5 μ m).

Purpose

The purpose of this protocol is to provide guidelines for monitoring and analysis of Particulate Matter PM_{2.5} in ambient air.

Reference Method: USEPA 2001 Method of Measurement of Air Pollution: Particulate Matter (PM_{2.5}) cyclonic flow technique.

Principle

An electrically powered air sampler draws ambient air at a constant volumetric flow rate (16.7 lpm) maintained by a mass flow / volumetric flow controller coupled to a microprocessor into specially designed inertial particle-size separator (i.e. cyclones or impactors) where the suspended particulate matter in the PM_{2.5} size ranges is separated for collection on a 47 mm polytetrafluoroethylene (PTFE) filter over a specified sampling period. Each filter is weighed before and after sample collection to determine the net gain due to the particulate matter. The mass concentration in the ambient air is computed as the total mass of collected particles in the PM_{2.5} size ranges divided by the actual volume of air sampled, and is expressed in μ g/m³. The microprocessor reads averages and stores five-minute averages of ambient

temperature, ambient pressure, filter temperature and volumetric flow rate. In addition, the microprocessor calculates the average temperatures and pressure, total volumetric flow for the entire sample run time and the coefficient of variation of the flow rate.

2.2.3 Sulphur Dioxide (SO₂).

Purpose: The purpose of this protocol is to provide guidelines for monitoring and analysis of sulphur dioxide in ambient air.

Reference Method: Modified West & Gaeke Method (IS 5182 Part 2 Method of Measurement of Air Pollution: Sulphur dioxide).

Sulphur dioxide from air is absorbed in a solution of potassium tetra chloromercurate (TCM). A dichloro sulphotomercurate complex, which resists oxidation by the oxygen in the air, is formed. Once formed, this complex is stable to strong oxidants such as ozone and oxides of nitrogen and therefore, the absorber solution may be stored for some time prior to analysis. The complex is made to react with para-rosaniline and formaldehyde to form the intensely coloured pararosaniline methyl sulphonic acid. The absorbance of the solution is measured by means of a suitable spectrophotometer.

Sampling

Place 30 ml of absorbing solution in an impinger and sample for four hours at the flow rate of 1 L/min. After sampling measure the volume of sample and transfer to a sample storage bottle.

Analysis

Replace any water lost by evaporation during sampling by adding distilled water up to the calibration mark on the absorber. Mix thoroughly, pipette out 10 ml of the collected sample into a 25 ml volumetric flask. Add 1 ml 0.6% sulphamic acid and allow reacting for 10 minutes to destroy the nitrite resulting from oxides of nitrogen. Add 2 ml of 0.2% formaldehyde solution and 2 ml pararosaniline solution and make up to 25 ml with distilled water. Prepare a blank in the same manner using 10 ml of unexposed absorbing reagent. After a 30 min colour development interval and before 60 minutes, measure and record the absorbance of samples and reagent blank at 560 nm. Use distilled water; not the reagent blank, as the optical reference.

2.2.4 Nitrogen Di Oxide (NO₂):**Purpose**

The purpose of this protocol is to provide guidelines for monitoring of nitrogen dioxide in ambient.

Principle of the method

Modified Jacobs & Hochheiser Method (IS 5182 Part 6 Methods for Measurement of Air Pollution: Oxides of nitrogen)

Ambient nitrogen dioxide (NO₂) is collected by bubbling air through a solution of sodium hydroxide and sodium arsenite. The concentration of nitrite ion (NO₂) produced during sampling is determined calorimetrically by reacting the nitrite ion with phosphoric acid, sulfanilamide, and N-(1-naphthyl)- ethylenediamine dihydrochloride (NEDA) and measuring the absorbance of the highly coloured azo-dye at 540 nm.

2.2.5 Ozone (Chemical method)**Purpose**

The purpose of this protocol is to provide guidelines for monitoring of ozone in ambient air.

Principle of the method

Micro-amounts of ozone and the oxidants liberate iodine when absorbed in a 1% solution of potassium iodine buffered at pH 6.8 + 0.2. The iodine is determined spectrophotometrically by measuring the absorption of tri-iodide ion at 352 nm.

Sampling

Place 10 ml of absorbing solution in a standard impinger and sample for one hour at the flow rate of 1 L/min. Do not expose the absorbing reagent to direct sunlight. After sampling measure the volume of sample and transfer to a sample storage bottle.

Analysis

If, appreciable evaporation of the absorbing solution occurs during sampling, add water to bring the liquid volume to 10 ml. Within 30 to 60 minutes after sample collection, read the absorbance in a cuvette at 352 nm against a reference cuvette

containing distilled water. Measure the absorbance of the unexposed reagent and subtract the value from the absorbance of the sample.

2.2.6 Ammonia (NH₃)

Purpose

The purpose of this protocol is to provide guidelines for monitoring of ammonia in ambient air.

Principle of the method

Indophenol method Ammonia in the atmosphere is collected by bubbling a measured volume of air through a dilute solution of sulphuric acid to form ammonium sulphate. The ammonium sulphate formed in the sample is analysed calorimetrically by reaction with phenol and alkaline sodium hypochlorite to produce indophenol. The reaction is accelerated by the addition of Sodium Nitroprusside as catalyst.

Sampling

Place 10 ml of absorbing solution in an impinger and sample for one hour at the flow rate of 1 to 2 L/min. After sampling measure the volume of sample and transfer to a sample storage bottle

Analysis

Transfer contents of the sample bottle to a 25 ml glass stopper graduated cylinder. Maintain all the solutions and sample at 25° C. Add 2 ml buffer. Add 5 ml of working phenol solution, mix, and fill to about 22 ml. Add 2.5 ml of working hypochlorite solution and rapidly mix. Dilute to 25 ml, mix and store in the dark for 30 minutes to develop colour. Measure the absorbance of the solution at 630 nm on a spectrophotometer using 1 cm cells. Prepare a reagent blank and field blank and measure the absorbance as done in the analysis of samples.

2.2.7 Benzo(a)Pyrene

Purpose

The purpose of this protocol is to provide guidelines for monitoring of Benzo (a) Pyrene (BaP) in ambient air.

Principle of the Method

It is based on BIS method IS 5182 (Part 12):2004 and USEPA method (TO-13). This method is designed to collect particulate phase PAHs in ambient air and fugitive emissions and to determine individual PAH compounds using capillary gas chromatograph equipped with flame ionization detector. It is a high volume (1.2m³/min) sampling method capable of detecting sub.ng/m³ concentration of PAH in 24 hours sample (i.e., collected in 3 shifts of 8 hour each with 480 m³ sampling volume of air).

Sampling

24 hr. sampling using PM10 high volume sampler with 8 hourly samples using EPM 2000 glass fibre or equivalent filter.

Sample Processing

Extraction: Filter papers (half of all the filters papers collected in a day) are cut into strips using scissors and transfer to 250 ml beaker. Add ~50 ml. of Toluene (GC/HPLC grade). These samples are extracted with toluene using ultra sonic bath for about 30 minutes. Repeat the procedure twice (50ml x 2 times) for complete extraction. Alternatively, sample can be extracted using soxhlet extraction apparatus for about 8 hr. with Toluene and repeat it twice.

Filtration

Filter the extracted samples with Whatman filter paper no.41 containing 2 gm of Anhydrous Sodium Sulphate (to remove moisture).

Sample injection

Take 2µl of sample from the amber vial using standard gas tight syringe and inject in the Capillary GC-FID instrument for analysis. Record the resulting concentration of each PAH compound including B(a)P. A 10ng/µl concentration B(a)P or other PAH standards are to be injected in GC/FID instrument with every batch of samples. As a control Internal Standard of 10 ng/µl conc. is added to each sample prior to the analysis in case of internal calibration is used.

2.2.8 Benzene

Samples collected through active sampling (sorbent tubes) are extracted or desorbed by conventional solvent (generally 1-5 ml of carbon disulphide) using ultrasonication

for 15 min to remove analyte from the sorbent material. Desorbed samples are analyzed using gas chromatograph (GC) fitted with capillary column and flame ionization detector (FID). A single tube may provide enough samples to permit several analyses.

Principle of the Method

IS 5182 (Part 11): 2006, The charcoal tubes are available in different sizes and contain varying amount of activated charcoal. The ambient air is sucked through the tube using a low flow sampler used for collection of BTX sample in a way that results in an enrichment of the relevant substances in the activated charcoal. Desorption of the adsorbed benzene is done using carbon disulphide (CS₂). The substances desorbed in the CS₂ are analyzed by capillary gas chromatography. A flame ionization detector (FID) is used for analysis while quantification is performed using the internal/external standard.

Gas Chromatograph

Any suitable gas chromatograph with flame ionization detector (FID) with fused silica capillary columns having a length of 25 m or more, an internal diameter of 0.32 mm or below and with a stationary phase film thickness less than 1.5 μm as follows or equivalent may be recommended.

Sampling

Selection of Sorbent Tube - Samples are collected in glass sampling tube filled with an activated charcoal (coconut shell), Chromo sorb 106 or other suitable adsorbent.

Analytical Procedure

Samples collected through active sampling (sorbent tubes) are extracted or desorbed by conventional solvent (generally 1-5 ml of carbon disulphide) using ultrasonication for 15 min to remove analyte from the sorbent material. Desorbed samples are analysed using gas chromatograph (GC) fitted with capillary column and flame ionization detector (FID). A single tube may provide enough samples to permit several analyses.

2.2.9 Carbon Monoxide (CO)**Principle:**

Samples containing carbon monoxide in the range of 0 to 100 mg/l are analysed on a non-dispersive infrared absorption gas analyser, namely, an electro-optical spectrophotometer with no spectral dispersion component. It may consist of a single or double source of infrared energy and one or more infrared detectors separated by an optical cell or cells through one or more of which the sample flows, whereby the specific spectral absorption of the component of interest is determined.

Non dispersive Infrared (NDIR) Gas Analyser

The apparatus shall be constructed so as to be suitable for operating within the temperature range of 15°C to 40°C and in a relative humidity range of 0 to 90 percent. The apparatus shall embody facilities for the analysis of continuously applied sample or a discrete sample of volume of 2.0 litres. In the later case the purification train shall be of such a design and dead volume that 2.0 litres is adequate for its proper flushing out. The apparatus shall include facilities for the visual inspection of results and also for their recording. The scale shall be divided into steps of 1.0 percent full scale division (fsd).

Though the basic instrument recommended is for (0 to 100) mg/l range, for samples of higher mg/l range the instrument may be used with proper dilution and conditioning of the samples.

2.2.10 Lead (Pb), Nickel (Ni) & Arsenic (As)**Purpose**

The purpose of this protocol is to provide guidelines for monitoring of Lead (Pb), Nickel (Ni) & Arsenic (As) in ambient air.

Principle of the method

The Atomic Absorption Spectroscopy (AAS) technique makes use of absorption spectrometry to assess the concentration of an analyte in the sample. The method is based on active sampling using PM10 Respirable Dust Sampler and then sample analysis is done by atomic absorption spectrophotometer.

Sampling procedure

Tilt back the inlet and secure it according to manufacturer's instructions. Loosen the face-plate wing-nuts and remove the face plate. Remove the filter from its jacket and centre it on the support screen with the rough side of the filter facing upwards. Replace the face-plate and tighten the wing-nuts to secure the rubber gasket against the filter edge. Gently lower the inlet. For automatically flow-controlled units, record the designated flow rate on the data sheet. Record the reading of the elapsed time meter. The specified length of sampling is commonly 8 hours or 24 hours. During this period, several reading (hourly) of flow rate should be taken. After the required time of sampling, record the flow meter reading and take out the filter media from the sampler and put in a container or envelope.

3.0 Fugitive Emission Monitoring

Fugitive air quality was monitored 36 samples were collected from the analyzed for SPM analyzed by gravimetric method. Work Zone Air quality was monitored at all Plant area and material handling area.

4.0 Stack Monitoring

Stack Monitoring was Collected 60 Sample from Vayubhodhan Stack sampler VSS1 stack monitoring was used for drawing the flue gas. Sulphur dioxide and oxides of Nitrogen in the flue gas was sampled by bubbling flue gas solution respectively and the analyses of the pollutants were done as per the Indian Standard procedures prescribed by CPCB/BIS. Stack Emission level was monitored as per the statutory requirement on twice in a month.

4.1 Stack Emissions Monitoring Methodology**Sampling Procedure****Pre-Sampling Activities**

Weigh the properly conditioned thimble/filter and place it into the clean, air tight Container. Designate appropriate label or ID No. to each thimble/filter container. Particulate matter emission of "Stack Monitoring – Material and Methodology for is kinetic Sampling.

Field activity starts with the collection of detailed information from the industry about the products, raw materials, fuels, and stack dimensions.

4.2 Traverse Point Calculation

Calculate the traverse point and accordingly mark the distance from tip of the Nozzle, on Pitot tube and probe. Do not forget to add the collar length of port to the calculated traverses. For detailed calculation of "Stack Monitoring – Material and Methodology for isokinetic sampling.

4.3 Determination of Dust Concentration

Determine the mass of dust collected in the thimble by difference i.e., weighing the thimble before and after the run. Dry the thimble in an oven for about 2 hours at 120°C prior to sampling. After sampling, cool, dry and again weigh the thimble along with dust maintaining the same condition as prior to sampling.

5.0 Data Analysis

5.1 BUFFERZONE AMBIENT AIR QUALITY STATUS

Ambient air Quality Monitoring was monitored 6 villages samples were collected from the analyzed for as per NAAQ Standards weekly twice Sampling PM10, PM2.5, SO2, NO2.

Danapur Village (A1)

At this location, average of PM10, PM2.5, SO2, NO2 values Average 62.74, 18.12, 9.01 & 11.13 $\mu\text{g}/\text{m}^3$ respectively. All above the values were found within the Limits. And the results given in **Annexure-1**.

Mariyammanahalli Village (A2)

At this location, average of PM10, PM2.5, SO2, NO2 values Average 59.10, 17.39, 7.58 & 9.63 $\mu\text{g}/\text{m}^3$ respectively. All above the values were found within the Limits. And the results given in **Annexure-2**.

Hanumanahalli Village (A3)

At this location, average of PM10, PM2.5, SO2, NO2 values 55.16, 15.97, 7.50 & 9.55 $\mu\text{g}/\text{m}^3$ respectively. All above the values were found within the Limits. results given in **Annexure-3**.

Galemmanagudi Village (A4)

At this location, average of PM10, PM2.5, SO2, NO2 values Average 57.63, 16.25, 7.98 & 9.85 µg/m³ respectively. All above the values were found within the Limits. results given in **Annexure-4**.

Gunda Village (A5)

At this location, average of PM10, PM2.5, SO2, NO2 values Average 50.56, 14.70, 7.06 & 8.98 µg/m³ respectively. All above the values were found within the Limits. results given in **Annexure-5**.

Gunda Tanda Village (A6)

At this location, average of PM10, PM2.5, SO2, NO2 values Average 53.71, 15.47, 6.94 & 8.85 µg/m³ respectively. All above the values were found within the Limits. results given in **Annexure-6**.

5.2 FUGITIVE DUST CONCENTRATION

Fortnightly fugitive air quality was monitored all plant area SPM value minimum 241.78 µg/m³, maximum value 1871.02 µg/m³ and average value 888.18 µg/m³. The Fugitive air quality 1st & 2nd Fortnight Results given in **Annexure-7 & Annexure-8**.

5.3 STACK MONITORING

Stack emission level was monitored all chimneys' PM values (mg/Nm³) 1st and 2nd Fort Night Minimum Value 34.90 mg/Nm³, Maximum Value 72.40 mg/Nm³ & Average Value 43.25 mg/Nm³. 1st & 2nd Fort night Results are given in **Annexure-9 & Annexure-21**.

5.4 CONCLUSION

All the monitored Environmental parameters were found to be well within the statutory norms and the same are enclosed as follows.

ANALYSIS REPORT OF AMBIENT AIR QUALITY DATA

Name of the Industry : BMM Ispat Ltd., Danapur, Hosapete Taluk, Vijayanagara District.
Customer Reference : WO/ADMIN/FY22/R038
Sample collected by : Global Environment & Mining Services
Discipline : Chemical
Group : Atmospheric Pollution
Sample Type : Ambient Air Quality Monitoring
Particulars of Sample Collected : Respirable Dust Sampler, FPS Sampler
Month : **August-2021**
Location : **A1-Danapur Village**
Duration of Monitoring : 24 Hour
Report Issued Date : **03.09.2021**
Report Number : **ULR-TC532321000000644F**

RESULTS

Parameters			PM ₁₀ [µg/m ³]		PM _{2.5} [µg/m ³]		SO ₂ [µg/m ³]		NO ₂ [µg/m ³]	
Reference Method			IS:5182: 2006 (Part-23) (RF-2017)		USEPA 2001 Gravimetric Method		IS:5182: 2001 (Part-2) (RF-2017)		IS:5182: (Part-6) 2006 (RF-2017)	
Date of Sampling	Date of Received Sample	Sample Code	Result	STD	Result	STD	Result	STD	Result	STD
02.08.2021	03.08.2021	2083	57.12	100	17.01	60	8.46	80	10.37	80
03.08.2021	04.08.2021	2098	63.9		18.45		9.12		11.54	
09.08.2021	10.08.2021	2178	60.34		16.99		8.91		10.83	
10.08.2021	11.08.2021	2204	67.56		19.37		10.24		12.31	
16.08.2021	17.08.2021	2330	55.71		15.83		7.18		9.67	
17.08.2021	18.08.2021	2353	61.28		17.65		7.92		10.13	
23.08.2021	24.08.2021	2486	70.13		21.14		10.75		12.72	
24.08.2021	25.08.2021	2498	65.85		18.49		9.47		11.49	
Average			62.74		18.12		9.01		11.13	

INFERENCE As per NAAQMS Standards (2009),
Report Status: - Measured Values for the above parameters are within the limit.

J.M.T.
Analysed By
J. M. Thippeswamy
Chemist

Shameem Banu
Verified By
S Shameem Banu
Senior chemist



Note:

- The result listed refers only to the tested samples & applicable parameters. Endorsement of products is neither Inferred nor Implied.
- Water Samples will be destroyed after 15Days, Minerals 3 Months, Filter papers & Thimbles After analysis Discard.
- This report is not to be reproduced wholly or in part & cannot be used as evidence in the Court of law & should not use any advertising media without special permission in writing.
- Total liability of our laboratory is limited to the Invoice amount. Any dispute arising out of this report is subject to Hosapete Jurisdiction only.
- The tests results marked with * Recognised by MOEF & CC
- Recognised by Ministry of Environment, Forest and Climate Change for Laboratory
- Recognised by Government of Karnataka, Maharashtra, Goa for DGPS survey


ANALYSIS REPORT OF AMBIENT AIR QUALITY DATA


Name of the Industry : BMM Ispat Ltd., Danapur, Hosapete Taluk, Vijayanagara District.
Customer Reference : WO/ADMIN/FY22/R038
Sample collected by : Global Environment & Mining Services
Discipline : Chemical
Group : Atmospheric Pollution
Sample Type : Ambient Air Quality Monitoring
Particulars of Sample Collected : Respirable Dust Sampler, FPS Sampler
Month : August-2021
Location : A2 -Mariyammana halli Village
Duration of Monitoring : 24 Hour
Report Issued Date : 03.09.2021
Report Number : ULR-TC532321000000645F

RESULTS

Parameters			PM ₁₀ [µg/m ³]		PM _{2.5} [µg/m ³]		SO ₂ [µg/m ³]		NO ₂ [µg/m ³]	
Reference Method			IS:5182: 2006 (Part-23) (RF-2017)		USEPA 2001 Gravimetric Method		IS:5182: 2001 (Part-2) (RF-2017)		IS:5182: (Part-6) 2006 (RF-2017)	
Date of Sampling	Date of Received Sample	Sample Code	Result	STD	Result	STD	Result	STD	Result	STD
02.08.2021	03.08.2021	2084	62.18	100	18.34	60	8.27	80	10.43	80
03.08.2021	04.08.2021	2099	58.63		16.91		7.12		9.34	
09.08.2021	10.08.2021	2179	49.79		14.65		6.69		8.72	
10.08.2021	11.08.2021	2205	56.14		15.87		7.34		9.49	
16.08.2021	17.08.2021	2331	64.82		19.23		8.56		10.21	
17.08.2021	18.08.2021	2354	57.46		17.15		7.49		9.67	
23.08.2021	24.08.2021	2487	59.91		16.93		7.12		9.08	
24.08.2021	25.08.2021	2499	63.84		20.06		8.04		10.13	
Average			59.10		17.39		7.58		9.63	

INFERENCE As per NAAQMS Standards (2009),
Report Status: - Measured Values for the above parameters are within the limit.


Analysed By
J. M. Thippeswamy
Chemist


Verified By
S Shameem Banu
Senior chemist



Note:

- The result listed refers only to the tested samples & applicable parameters. Endorsement of products is neither inferred nor implied.
- Water Samples will be destroyed after 15Days, Minerals 3 Months, Filter papers & Thimbles After analysis Discard.
- This report is not to be reproduced wholly or in part & cannot be used as evidence in the Court of law & should not use any advertising media without special permission in writing.
- Total liability of our laboratory is limited to the Invoice amount. Any dispute arising out of this report is subject to Hosapete jurisdiction only.
- The tests results marked with * Recognised by MOEF & CC
- Recognised by Ministry of Environment, Forest and Climate Change for Laboratory
- Recognised by Government of Karnataka, Maharashtra, Goa for DGPS survey


ANALYSIS REPORT OF AMBIENT AIR QUALITY DATA


Name of the Industry : BMM Ispat Ltd., Danapur, Hosapete Taluk, Vijayanagara District.
Customer Reference : WO/ADMIN/FY22/R038
Sample collected by : Global Environment & Mining Services
Discipline : Chemical
Group : Atmospheric Pollution
Sample Type : Ambient Air Quality Monitoring
Particulars of Sample Collected : Respirable Dust Sampler, FPS Sampler
Month : August-2021
Location : A3 -Hanumanahalli Village
Duration of Monitoring : 24 Hour
Report Issued Date : 03.09.2021
Report Number : ULR-TC532321000000646F

RESULTS

Parameters			PM ₁₀ [µg/m ³]		PM _{2.5} [µg/m ³]		SO ₂ [µg/m ³]		NO ₂ [µg/m ³]	
Reference Method			IS:5182: 2006 (Part-23) (RF-2017)		USEPA 2001 Gravimetric Method		IS:5182: 2001 (Part-2) (RF-2017)		IS:5182: (Part-6) 2006 (RF-2017)	
Date of Sampling	Date of Received Sample	Sample Code	Result	STD	Result	STD	Result	STD	Result	STD
02.08.2021	03.08.2021	2085	59.15	100	17.14	60	8.04	80	10.83	80
03.08.2021	04.08.2021	2100	53.74		15.66		7.49		9.67	
09.08.2021	10.08.2021	2180	58.61		16.27		7.92		10.04	
10.08.2021	11.08.2021	2206	62.56		18.34		8.91		11.21	
16.08.2021	17.08.2021	2332	54.82		15.53		6.87		8.46	
17.08.2021	18.08.2021	2355	46.79		13.75		6.54		8.12	
23.08.2021	24.08.2021	2488	55.46		16.38		7.18		9.35	
24.08.2021	25.08.2021	2500	50.17		14.71		7.02		8.72	
Average			55.16		15.97		7.50		9.55	

INFERENCE As per NAAQMS Standards (2009),
Report Status: - Measured Values for the above parameters are within the limit.


Analysed By
J. M. Thippeswamy
Chemist


Verified By
S Shameem Banu
Senior chemist



Note:

- The result listed refers only to the tested samples & applicable parameters. Endorsement of products is neither Inferred nor implied.
- Water Samples will be destroyed after 15Days, Minerals 3 Months, Filter papers & Thimbles After analysis Discard.
- This report is not to be reproduced wholly or in part & cannot be used as evidence in the Court of law & should not use any advertising media without special permission in writing.
- Total liability of our laboratory is limited to the Invoice amount. Any dispute arising out of this report is subject to Hosapete jurisdiction only.
- The tests results marked with * Recognised by MOEF & CC
- Recognised by Ministry of Environment, Forest and Climate Change for Laboratory
- Recognised by Government of Karnataka, Maharashtra, Goa for DGPS survey

ANALYSIS REPORT OF AMBIENT AIR QUALITY DATA

Name of the Industry : BMM Ispat Ltd., Danapur, Hosapete Taluk, Vijayanagara District.
Customer Reference : WO/ADMIN/FY22/RO38
Sample collected by : Global Environment & Mining Services
Discipline : Chemical
Group : Atmospheric Pollution
Sample Type : Ambient Air Quality Monitoring
Particulars of Sample Collected : Respirable Dust Sampler, FPS Sampler
Month : August-2021
Location : A4-Galemmanagudi Village
Duration of Monitoring : 24 Hour
Report Issue Date : 03.09.2021
Report Number : ULR-TC532321000000657F


RESULTS

Parameters			PM ₁₀ [µg/m ³]		PM _{2.5} [µg/m ³]		SO ₂ [µg/m ³]		NO ₂ [µg/m ³]	
Reference Method			IS:5182: 2006 (Part-23) (RF-2017)		USEPA 2001 Gravimetric Method		IS:5182: 2001 (Part-2) (RF-2017)		IS:5182: (Part-6) 2006 (RF-2017)	
Date of Sampling	Date of Received Sample	Sample Code	Result	STD	Result	STD	Result	STD	Result	STD
05.08.2021	06.08.2021	2130	64.08	100	17.56	60	9.13	80	11.25	80
06.08.2021	07.08.2021	2159	57.36		16.27		8.56		10.43	
12.08.2021	13.08.2021	2253	52.71		14.93		7.92		9.49	
13.08.2021	14.08.2021	2268	55.92		15.75		7.69		9.08	
19.08.2021	20.08.2021	2410	61.25		17.62		8.27		10.24	
20.08.2021	21.08.2021	2459	56.67		15.89		7.34		9.67	
26.08.2021	27.08.2021	2517	52.34		14.73		6.91		8.43	
27.08.2021	28.08.2021	2534	60.68		17.21		8.04		10.21	
Average			57.63		16.25		7.98		9.85	

INFERENCE As per NAAQMS Standards (2009),
Report Status: - Measured Values for the above parameters are within the limit.

J.M.S
Analysed By
J. M. Thippeswamy
Chemist

Shameem
Verified By
S Shameem Banu
Senior chemist



Note:

- The result listed refers only to the tested samples & applicable parameters. Endorsement of products is neither inferred nor implied.
- Water Samples will be destroyed after 15Days, Minerals 3 Months, Filter papers & Thimbles After analysis Discard.
- This report is not to be reproduced wholly or in part & cannot be used as evidence in the Court of law & should not use any advertising media without special permission in writing.
- Total liability of our laboratory is limited to the Invoice amount. Any dispute arising out of this report is subject to Hosapete jurisdiction only.
- The tests results marked with * Recognised by MOEF & CC
- Recognised by Ministry of Environment, Forest and Climate Change for Laboratory
- Recognised by Government of Karnataka, Maharashtra, Goa for DGPS survey

ANNEXURE-05
GEMS-LD/TF/11/01


ANALYSIS REPORT OF AMBIENT AIR QUALITY DATA


Name of the Industry : BMM Ispat Ltd., Danapur, Hosapete Taluk, Vijayanagara District.
Customer Reference : WO/ADMIN/FY22/R038
Sample collected by : Global Environment & Mining Services
Discipline : Chemical
Group : Atmospheric Pollution
Sample Type : Ambient Air Quality Monitoring
Particulars of Sample Collected : Respirable Dust Sampler, FPS Sampler
Month : August-2021
Location : A5-Gunda Village
Duration of Monitoring : 24 Hour
Report Issue Date : 03.09.2021
Report Number : ULR-TC532321000000658F

RESULTS

Parameters			PM10 [µg/m ³]		PM2.5 [µg/m ³]		SO2 [µg/m ³]		NO2 [µg/m ³]	
Reference Method			IS:5182: 2006 (Part-23) (RF-2017)		USEPA 2001 Gravimetric Method		IS:5182: 2001 (Part-2) (RF-2017)		IS :5182: (Part-6) 2006 (RF-2017)	
Date of Sampling	Date of Received Sample	Sample Code	Result	STD	Result	STD	Result	STD	Result	STD
05.08.2021	06.08.2021	2131	49.76	100	14.27	60	6.94	80	8.46	80
06.08.2021	07.08.2021	2160	45.31		13.12		6.37		8.12	
12.08.2021	13.08.2021	2254	56.64		16.34		7.69		9.35	
13.08.2021	14.08.2021	2269	52.22		14.95		6.81		8.72	
19.08.2021	20.08.2021	2411	43.49		12.63		6.12		7.93	
20.08.2021	21.08.2021	2460	47.85		14.01		7.05		9.14	
26.08.2021	27.08.2021	2518	51.63		15.22		7.26		9.67	
27.08.2021	28.08.2021	2535	57.61		17.05		8.27		10.43	
Average			50.56		14.70		7.06		8.98	

INFERENCE As per NAAQMS Standards (2009),
Report Status: - Measured Values for the above parameters are within the limit.


Analysed By
J. M. Thippeswamy
Chemist


Verified By
S Shameem Banu
Senior chemist



Note:

- The result listed refers only to the tested samples & applicable parameters. Endorsement of products is neither inferred nor implied.
- Water Samples will be destroyed after 15 Days, Minerals 3 Months, Filter papers & Thimbles After analysis Discard.
- This report is not to be reproduced wholly or in part & cannot be used as evidence in the Court of law & should not use any advertising media without special permission in writing.
- Total liability of our laboratory is limited to the Invoice amount. Any dispute arising out of this report is subject to Hosapete jurisdiction only.
- The tests results marked with * Recognised by MOEF & CC
- Recognised by Ministry of Environment, Forest and Climate Change for Laboratory
- Recognised by Government of Karnataka, Maharashtra, Goa for DGPS survey

ANALYSIS REPORT OF AMBIENT AIR QUALITY DATA

Name of the Industry : BMM Ispat Ltd., Danapur, Hosapete Taluk, Vijayanagara District.
Customer Reference : WO/ADMIN/FY22/R038
Sample collected by : Global Environment & Mining Services
Discipline : Chemical
Group : Atmospheric Pollution
Sample Type : Ambient Air Quality Monitoring
Particulars of Sample Collected : Respirable Dust Sampler, FPS Sampler
Month : August-2021
Location : A6-Gunda Tanda Village
Duration of Monitoring : 24 Hour
Report Issue Date : 03.09.2021
Report Number : ULR-TC532321000000659F

RESULTS

Parameters			PM ₁₀ [µg/m ³]		PM _{2.5} [µg/m ³]		SO ₂ [µg/m ³]		NO ₂ [µg/m ³]	
Reference Method			IS:5182:2006 (Part-23) (RF-2017)		USEPA 2001 Gravimetric Method		IS:5182:2001 (Part-2) (RF-2017)		IS :5182: (Part-6) 2006 (RF-2017)	
Date of Sampling	Date of Received Sample	Sample Code	Result	STD	Result	STD	Result	STD	Result	STD
05.08.2021	06.08.2021	2132	54.63	100	15.42	60	6.37	80	8.12	80
06.08.2021	07.08.2021	2161	49.17		14.21		6.12		7.93	
12.08.2021	13.08.2021	2255	57.34		16.86		7.26		9.26	
13.08.2021	14.08.2021	2270	51.72		15.03		6.81		8.72	
19.08.2021	20.08.2021	2412	55.69		16.17		7.05		9.17	
20.08.2021	21.08.2021	2461	47.31		13.45		6.54		8.21	
26.08.2021	27.08.2021	2519	53.46		15.26		7.26		9.34	
27.08.2021	28.08.2021	2536	60.34		17.34		8.12		10.06	
Average			53.71		15.47		6.94		8.85	

INFERENCE As per NAAQMS Standards (2009),
Report Status: - Measured Values for the above parameters are within the limit.

J. M. Thippeswamy
Analysed By
J. M. Thippeswamy
Chemist

S. Shameem Banu
Verified By
S Shameem Banu
Senior chemist



Note:

- The result listed refers only to the tested samples & applicable parameters. Endorsement of products is neither inferred nor implied.
- Water Samples will be destroyed after 15Days, Minerals 3 Months, Filter papers & Thimbles After analysis Discard.
- This report is not to be reproduced wholly or in part & cannot be used as evidence in the Court of law & should not use any advertising media without special permission in writing.
- Total liability of our laboratory is limited to the Invoice amount. Any dispute arising out of this report is subject to Hosapete jurisdiction only.
- The tests results marked with * Recognised by MOEF & CC
- Recognised by Ministry of Environment, Forest and Climate Change for Laboratory
- Recognised by Government of Karnataka, Maharashtra, Goa for DGPS survey

FORTNIGHTLY FUGITIVE AIR QUALITY DATA MONITORING

1	Name of the Industry	:	BMM Ispat Ltd., Danapur, Hosapete Taluk, Vijayanagara District.
2	Customer Reference	:	WO/ADMIN/FY22/RO38
3	Sample collected by	:	GLOBAL Environment & Mining Services
4	Particulars of sample collected	:	RDS Sampler (GEMS-01, GEMS-02, GEMS-03, GEMS-04, GEMS-05)
5	Month	:	AUGUST-2021 (1st Fort Night)
6	Discipline	:	Chemical
7	Group	:	Atmospheric Pollution
8	Method adopted	:	IS 5182 (Part 4): 1999 RA 2014
9	Report Issued Date	:	03.09.2021
10	Report Number	:	ULR-TC532321000000643F


RESULTS

Sl. NO.	Location / Plant	Sample Code	Date Of Monitoring	Date Of Sample Receipt	SPM ($\mu\text{g}/\text{m}^3$)	Standard
I. Beneficiation Plant-II						
1.	Ball Mill Area (Zero Meter)	2078	02.08.2021	03.08.2021	770.51	2000
2.	Iron Ore Hopper (Near Monsoon Shed)	2079	02.08.2021	03.08.2021	350.47	2000
3.	Concentrate Thickner	2080	02.08.2021	03.08.2021	241.78	2000
II. Pellet Plant-I						
4.	PR-6	2081	02.08.2021	03.08.2021	1610.89	2000
5.	Annual Cooler	2082	02.08.2021	03.08.2021	1497.99	2000
6.	Additive Grinding Building	2093	03.08.2021	04.08.2021	401.51	2000
III. Sponge Iron Division -2 (Kiln 1 & 2)						
7.	Control room	2094	03.08.2021	04.08.2021	1594.03	2000
8.	Near Weigh bridge (dispatch)	2095	03.08.2021	04.08.2021	564.83	2000
9.	Pellet Storage bin	2096	03.08.2021	04.08.2021	1871.02	2000
IV. Sponge Iron Division -2 (Kiln 3 & 4)						
10.	Near Control room	2097	03.08.2021	04.08.2021	866.05	2000
11.	Near Coal crusher	2114	04.08.2021	05.08.2021	1819.71	2000
12.	Near Product bin	2115	04.08.2021	05.08.2021	790.39	2000
V. Wagon Tipper/RMHS						
13.	Near Tipping point	2116	04.08.2021	05.08.2021	1518.16	2000
14.	Monsoon Shed (CPU)	2117	04.08.2021	05.08.2021	871.16	2000
15.	MCC Room (2 nd Gate)	2118	04.08.2021	05.08.2021	1172.26	2000
VI. Power Plant-70 MW						
16.	70MW-DM Plant (Near R.O. Plant)	2125	05.08.2021	06.08.2021	552.40	2000
17.	Coal Screen (near gate weigh bridge)	2126	05.08.2021	06.08.2021	1009.68	2000
18.	CFBC boiler	2127	05.08.2021	06.08.2021	938.83	2000

Note: SPM -Suspended Particulate matter ($\mu\text{g}/\text{m}^3$), **INFERENCE:** The Measured Values are within the limits.

J. M. Thippeswamy
Analysed By
J. M. Thippeswamy
 Chemist

S. Shameem Banu
Verified By
S Shameem Banu
 Senior chemist


Note:

- The result listed refers only to the tested samples & applicable parameters. Endorsement of products is neither inferred nor implied.
- Water Samples will be destroyed after 15Days, Minerals 3 Months, Filter papers & Thimbles After analysis Discard.
- This report is not to be reproduced wholly or in part & cannot be used as evidence in the Court of law & should not use any advertising media without special permission in writing.
- Total liability of our laboratory is limited to the Invoice amount. Any dispute arising out of this report is subject to Hosapete Jurisdiction only.
- The tests results marked with * Recognised by MOEF & CC
- Recognised by Ministry of Environment, Forest and Climate Change for Laboratory
- Recognised by Government of Karnataka, Maharashtra, Goa for DGPS survey



NABL Certificate No.: TC-5323

GLOBAL ENVIRONMENT & MINING SERVICES

(Consulting Engineers, Mine designers, Geologist & Surveyors)

3rd Main Road, Basaveswara Badavane,

HOSPET - 583201, Dist., Bellary (Karnataka)

Ph : +918394 229433, 295018

e-mail : gems_hpt@yahoo.com

Website : www.globalmining.in**STAGE-II****ANNEXURE-08**
GEMS-LD/TF/11/01**FORTNIGHTLY FUGITIVE AIR QUALITY DATA MONITORING**

- 1 Name of the Industry : BMM Ispat Ltd., Danapur, Hosapete Taluk, Vijayanagara District.
- 2 Customer Reference : WO/ADMIN/FY22/RO38
- 3 Sample collected by : GLOBAL Environment & Mining Services
- 4 Particulars of sample collected : RDS Sampler (GEMS-01, GEMS-02, GEMS-03, GEMS-04, GEMS-05)
- 5 Month : **AUGUST-2021 (2nd Fort Night)**
- 6 Discipline : Chemical
- 7 Group : Atmospheric Pollution
- 8 Method adopted : IS 5182 (Part 4): 1999 RA 2014
- 9 Report Issued Date : **03.09.2021**
- 10 Report Number : **ULR-TC532321000000734F**

RESULTS

Sl. NO.	Location / Plant	Sample Code	Date Of Monitoring	Date Of Sample Receipt	SPM ($\mu\text{g}/\text{m}^3$)	Standard
I. Beneficiation Plant-II						
1.	Ball Mill Area (Zero Meter)	2325	16.08.2021	17.08.2021	517.43	2000
2.	Iron Ore Hopper (Near Monsoon Shed)	2326	16.08.2021	17.08.2021	263.68	2000
3.	Concentrate Thickner	2327	16.08.2021	17.08.2021	304.82	2000
II. Pellet Plant-II						
4.	PR-6	2328	16.08.2021	17.08.2021	735.68	2000
5.	Annual Cooler	2329	16.08.2021	17.08.2021	348.50	2000
6.	Additive Grinding Building	2348	17.08.2021	18.08.2021	423.71	2000
III. Sponge Iron Division -2 (Kiln 1 & 2)						
7.	Control room	2349	17.08.2021	18.08.2021	661.87	2000
8.	Near Weigh bridge (dispatch)	2350	17.08.2021	18.08.2021	508.87	2000
9.	Pellet Storage bin	2351	17.08.2021	18.08.2021	972.55	2000
IV. Sponge Iron Division -2 (Kiln 3 & 4)						
10.	Near Control room	2352	17.08.2021	18.08.2021	760.01	2000
11.	Near Coal crusher	2384	18.08.2021	19.08.2021	1034.77	2000
12.	Near Product bin	2385	18.08.2021	19.08.2021	1509.22	2000
V. Wagon Tipper/RMHS						
13.	Near Tipping point	2386	18.08.2021	19.08.2021	904.94	2000
14.	Monsoon Shed (CPU)	2387	18.08.2021	19.08.2021	1575.66	2000
15.	MCC Room (2 nd Gate)	2388	18.08.2021	19.08.2021	1060.80	2000
VI. Power Plant-70 MW						
16.	70MW-DM Plant (Near R.O. Plant)	2405	19.08.2021	20.08.2021	738.65	2000
17.	Coal Screen (near gate weigh bridge)	2406	19.08.2021	20.08.2021	684.85	2000
18.	CFBC boiler	2407	19.08.2021	20.08.2021	526.93	2000

Note: SPM -Suspended Particulate matter ($\mu\text{g}/\text{m}^3$), **INFERENCE:** The Measured Values are within the limits.Analysed By
J. M. Thippeswamy
Chemist

Verified By
S Shameem Banu
Senior chemist

Note:

1. The result listed refers only to the tested samples & applicable parameters. Endorsement of products is neither inferred nor implied.
2. Water Samples will be destroyed after 15Days, Minerals 3 Months, Filter papers & Thimbles After analysis Discard.
3. This report is not to be reproduced wholly or in part & cannot be used as evidence in the Court of law & should not use any advertising media without special permission in writing.
4. Total liability of our laboratory is limited to the Invoice amount. Any dispute arising out of this report is subject to Hosapete jurisdiction only.
5. The tests results marked with * Recognised by MOEF & CC
6. Recognised by Ministry of Environment, Forest and Climate Change for Laboratory
7. Recognised by Government of Karnataka, Maharashtra, Goa for DGPS survey



GEMS



NABL Certificate No.: TC-5323

GLOBAL ENVIRONMENT & MINING SERVICES

(Consulting Engineers, Mine designers, Geologist & Surveyors)

3rd Main Road, Basaveswara Badavane,

HOSPET - 583201, Dist., Bellary (Karnataka)

Ph : +918394 229433, 295018

e-mail : gems_hpt@yahoo.com

Website : www.globalmining.in**STAGE-II****ANNEXURE-09**
GEMS-LD/TF/10/01**Analysis Report of Stack Emission**

- | | | | |
|----|---------------------------------|---|---|
| 1 | Name of the Industry | : | BMM Ispat Ltd., Danapur, Hosapete Taluk, Vijayanagara District. |
| 2 | Customer Reference | : | WO/ADMIN/FY22/RO38 |
| 3 | Sample collected by | : | GLOBAL Environment & Mining Services |
| 4 | Particulars of sample collected | : | Vayubodhan Stack sampler VSS 1Sl.No. 304 DTB 07 |
| 5 | Discipline | : | Chemical |
| 6 | Group | : | Atmospheric Pollution |
| 7 | Sample Type | : | Stack Monitoring |
| 8 | Sampling Location | : | SID Axis 1 & 2 |
| 9 | Month of Sampling | : | AUGUST-2021 |
| 10 | Date of Sample Received | : | 03.08.2021 & 17.08.2021 |
| 11 | Date of Sample Analysis | : | 04.08.2021 & 18.08.2021 |
| 12 | Date Sample Analysis Completion | : | 05.08.2021 & 19.08.2021 |
| 13 | Report Issued Date | : | 03.09.2021 |
| 14 | Report Number | : | ULR-TC532321000000652F |

Stack Details

- | | | |
|---|----------------------|------|
| 1 | Flue Used | Coal |
| 2 | Stack Height (mtr) | 70.0 |
| 3 | Stack Diameter (mtr) | 3.00 |

Emission Details

Sl. No.	Parameters	Method	Unit	Result		Permissible Limit
				1st Fort Night	2nd Fort Night	
				03.08.2021	17.08.2021	
	Date of Monitoring					
	Sample Code			2101	2356	
1	Ambient Temperature	IS: 11255 (Part 1) - 1985 (RA 2014)	°C	32	30	-
2	Stack Temperature	IS: 11255 (Part 1) - 1985 (RA 2014)	°C	131	129	-
3	Velocity of Flue Gas	IS: 11255 (Part 1) - 1985 (RA 2014)	m/sec	7.00	6.57	-
4	Gas flow rate at Stack Condition	IS-11255(Part 03)1985(RA 2014)	m ³ /hr	180442	167208	-
5	Gas flow rate at NTP	IS-11255(Part 03)1985(RA 2014)	Nm ³ /hr	136225	126030	-
6	Particulate Matter	IS: 11255 (Part 1) - 1985 (RA 2014)	mg/Nm ³	72.40	61.40	100
7	Sulphur Dioxide	IS: 11255 (Part 2): 1985 (RA 2014)	mg/Nm ³	220.22	163.02	NS
8	Nitrogen Dioxide	IS:11255 (Part7): 2005(RA 2017)	mg/Nm ³	2.05	14.35	NS
9	Carbon Monoxide	GEMS/SOP/69	%	0.079	0.028	1%

Note: NS- Not Specified. RA: Reaffirmed., **INFERENCE:** The Measured Values are within the limits.**Analysed By**
J. M. Thippeswamy
Chemist
Verified By
S. Shameem Banu
Senior chemist**Note:**

- The result listed refers only to the tested samples & applicable parameters. Endorsement of products is neither inferred nor implied.
- Water Samples will be destroyed after 15Days, Minerals 3 Months, Filter papers & Thimbles After analysis Discard.
- This report is not to be reproduced wholly or in part & cannot be used as evidence in the Court of law & should not use any advertising media without special permission in writing.
- Total liability of our laboratory is limited to the Invoice amount. Any dispute arising out of this report is subject to Hosapete jurisdiction only.
- The tests results marked with * Recognised by MOEF & CC.
- Recognised by Ministry of Environment, Forest and Climate Change for Laboratory
- Recognised by Government of Karnataka, Maharashtra, Goa for DGPS survey



NABL Certificate No.: TC-5323

GLOBAL ENVIRONMENT & MINING SERVICES

(Consulting Engineers, Mine designers, Geologist & Surveyors)

3rd Main Road, Basaveswara Badavane,

HOSPET - 583201, Dist., Bellary (Karnataka)

Ph : +918394 229433, 295018

e-mail : gems_hpt@yahoo.com

Website : www.globalmining.in

STAGE-II

ANNEXURE-10
GEMS-LD/TF/10/01

Analysis Report of Stack Emission

1	Name of the Industry	: BMM Ispat Ltd., Danapur, Hosapete Taluk, Vijayanagara District.
2	Customer Reference	: WO/ADMIN/FY22/R038
3	Sample collected by	: GLOBAL Environment & Mining Services
4	Particulars of sample collected	: Vayubodhan Stack sampler VSS 1SL.No. 304 DTB 07
5	Discipline	: Chemical
6	Group	: Atmospheric Pollution
7	Sample Type	: Stack Monitoring
8	Sampling Location	: SID Axis 3&4
9	Month of Sampling	: AUGUST-2021
10	Date of Sample Received	: 04.08.2021 & 18.08.2021
11	Date of Sample Analysis	: 05.08.2021 & 19.08.2021
12	Date Sample Analysis Completion	: 06.08.2021 & 20.08.2021
13	Report Issued Date	: 03.09.2021
14	Report Number	: ULR-TC532321000000654F


Stack Details

1	Flue Used	Coal
2	Stack Height (mtr)	70.0
3	Stack Diameter (mtr)	3.00

Emission Details

Sl. No.	Parameters	Method	Unit	Result		Permissible Limit
				1st Fort Night	2nd Fort Night	
				04.08.2021	18.08.2021	
	Date of Monitoring			2119	2389	
	Sample Code					
1	Ambient Temperature	IS: 11255 (Part 1) - 1985 (RA 2014)	°C	28	28	-
2	Stack Temperature	IS: 11255 (Part 1) - 1985 (RA 2014)	°C	128	116	-
3	Velocity of Flue Gas	IS: 11255 (Part 1) - 1985 (RA 2014)	m/sec	6.44	6.62	-
4	Gas flow rate at Stack Condition	IS-11255(Part 03)1985(RA 2014)	m ³ /hr	163899	168480	-
5	Gas flow rate at NTP	IS-11255(Part 03)1985(RA 2014)	Nm ³ /hr	123027	130367	-
6	Particulate Matter	IS: 11255 (Part 1) - 1985 (RA 2014)	mg/Nm ³	61.20	44.70	100
7	Sulphur Dioxide	IS: 11255 (Part 2): 1985 (RA 2014)	mg/Nm ³	274.56	188.76	NS
8	Nitrogen Dioxide	IS:11255 (Part7): 2005 (RA 2017)	mg/Nm ³	94.30	55.35	NS
9	Carbon Monoxide	GEMS/SOP/69	%	0.048	0.067	1%

Note: NS- Not Specified. RA: Reaffirmed., INFERENCE: The Measured Values are within the limits.


Analysed By
J. M. Thippeswamy
Chemist


Verified By
S Shameem Banu
Senior chemist



Note:

- The result listed refers only to the tested samples & applicable parameters. Endorsement of products is neither inferred nor implied.
- Water Samples will be destroyed after 15Days, Minerals 3 Months, Filter papers & Thimbles After analysis Discard.
- This report is not to be reproduced wholly or in part & cannot be used as evidence in the Court of law & should not use any advertising media without special permission in writing.
- Total liability of our laboratory is limited to the Invoice amount. Any dispute arising out of this report is subject to Hosapete jurisdiction only.
- The tests results marked with * Recognised by MOEF & CC
- Recognised by Ministry of Environment, Forest and Climate Change for Laboratory
- Recognised by Government of Karnataka, Maharashtra, Goa for DGPS survey



NABL Certificate No.: TC-5323

GLOBAL ENVIRONMENT & MINING SERVICES

(Consulting Engineers, Mine designers, Geologist & Surveyors)

3rd Main Road, Basaveswara Badavane,

HOSPET - 583201, Dist., Bellary (Karnataka)

Ph : +918394 229433, 295018

e-mail : gems_hpt@yahoo.com

Website : www.globalmining.in

STAGE-II

ANNEXURE-11
GEMS-LD/TF/10/01

Analysis Report of Stack Emission

1	Name of the Industry	: BMM Ispat Ltd., Danapur, Hosapete Taluk, Vijayanagara District.
2	Customer Reference	: WO/ADMIN/FY22/R038
3	Sample collected by	: GLOBAL Environment & Mining Services
4	Particulars of sample collected	: Vayubodhan Stack sampler VSS 1Sl.No. 304 DTB 07
5	Discipline	: Chemical
6	Group	: Atmospheric Pollution
7	Sample Type	: Stack Monitoring
8	Sampling Location	: Pellet Plant-2 ESP
9	Month of Sampling	: AUGUST-2021
10	Date of Sample Received	: 02.08.2021 & 16.08.2021
11	Date of Sample Analysis	: 03.08.2021 & 17.08.2021
12	Date Sample Analysis Completion	: 04.08.2021 & 18.08.2021
13	Report Issued Date	: 03.09.2021
14	Report Number	: ULR-TC532321000000647F

Stack Details

1	Flue Used	Coal
2	Stack Height (mtr)	100
3	Stack Diameter (mtr)	3.00

Emission Details

Sl. No.	Parameters	Method	Unit	Result		Permissible Limit
				1st Fort Night	2nd Fort Night	
				02.08.2021	16.08.2021	
1	Ambient Temperature	IS: 11255 (Part 1) - 1985 (RA 2014)	°C	2086	2333	-
2	Stack Temperature	IS: 11255 (Part 1) - 1985 (RA 2014)	°C	138	120	-
3	Velocity of Flue Gas	IS: 11255 (Part 1) - 1985 (RA 2014)	m/sec	7.01	6.81	-
4	Gas flow rate at Stack Condition	IS-11255(Part 03)1985(RA 2014)	m ³ /hr	178406	173316	-
5	Gas flow rate at NTP	IS-11255(Part 03)1985(RA 2014)	Nm ³ /hr	132828	133184	-
6	Particulate Matter	IS: 11255 (Part 1) - 1985 (RA 2014)	mg/Nm ³	57.70	49.50	100
7	Sulphur Dioxide	IS: 11255 (Part 2): 1985 (RA 2014)	mg/Nm ³	14.30	20.02	NS
8	Nitrogen Dioxide	IS: 11255 (Part 7): 2005(RA 2017)	mg/Nm ³	2.05	0.00	NS
9	Carbon Monoxide	GEMS/SOP/69	%	0.006	0.00	-

Note: NS- Not Specified. RA: Reaffirmed., INFERENCE: The Measured Values are within the limits.

J. M. Thippeswamy
Analysed By
J. M. Thippeswamy
Chemist

S. Shameem Banu
Verified By
S Shameem Banu
Senior chemist

Note:

- The result listed refers only to the tested samples & applicable parameters. Endorsement of products is neither inferred nor implied.
- Water Samples will be destroyed after 15Days, Minerals 3 Months, Filter papers & Thimbles After analysis Discard.
- This report is not to be reproduced wholly or in part & cannot be used as evidence in the Court of law & should not use any advertising media without special permission in writing.
- Total liability of our laboratory is limited to the Invoice amount. Any dispute arising out of this report is subject to Hosapete jurisdiction only.
- The tests results marked with * Recognised by MOEF & CC
- Recognised by Ministry of Environment, Forest and Climate Change for Laboratory
- Recognised by Government of Karnataka, Maharashtra, Goa for DGPS survey



GEMS



NABL Certificate No.: TC-5323

GLOBAL ENVIRONMENT & MINING SERVICES

(Consulting Engineers, Mine designers, Geologist & Surveyors)

3rd Main Road, Basaveswara Badavane,**HOSPET - 583201**, Dist., Bellary (Karnataka)

Ph : +918394 229433, 295018

e-mail : gems_hpt@yahoo.com

Website : www.globalmining.in**STAGE-II****ANNEXURE-12**
GEMS-LD/TF/10/01**Analysis Report of Stack Emission**

1	Name of the Industry	: BMM Ispat Ltd., Danapur, Hosapete Taluk, Vijayanagara District.
2	Customer Reference	: WO/ADMIN/FY22/R038
3	Sample collected by	: GLOBAL Environment & Mining Services
4	Particulars of sample collected	: Vayubodhan Stack sampler VSS 1Sl.No. 304 DTB 07
5	Discipline	: Chemical
6	Group	: Atmospheric Pollution
7	Sample Type	: Stack Monitoring
8	Sampling Location	: 1x70 MW-CFBC Boiler ESP
9	Month of Sampling	: AUGUST-2021
10	Date of Sample Received	: 09.08.2021 & 19.08.2021
11	Date of Sample Analysis	: 10.08.2021 & 20.08.2021
12	Date Sample Analysis Completion	: 11.08.2021 & 21.08.2021
13	Report Issued Date	: 03.09.2021
14	Report Number	: ULR-TC532321000000684F


Stack Details


1	Flue Used	Coal
2	Stack Height (mtr)	70.0
3	Stack Diameter (mtr)	3.00


Emission Details

Sl. No.	Parameters	Method	Unit	Result		Permissible Limit
				1 st Fort Night	2 nd Fort Night	
				09.08.2021	19.08.2021	
	Date of Monitoring					
	Sample Code			2181	2413	
1	Ambient Temperature	IS: 11255 (Part 1) - 1985 (RA 2014)	°C	29	34	-
2	Stack Temperature	IS: 11255 (Part 1) - 1985 (RA 2014)	°C	150	138	-
3	Velocity of Flue Gas	IS: 11255 (Part 1) - 1985 (RA 2014)	m/sec	7.09	7.13	-
4	Gas flow rate at Stack Condition	IS-11255(Part 03)1985(RA 2014)	m ³ /hr	180442	181460	-
5	Gas flow rate at NTP	IS-11255(Part 03)1985(RA 2014)	Nm ³ /hr	128826	135543	-
6	Particulate Matter	IS: 11255 (Part 1) - 1985 (RA 2014)	mg/Nm ³	36.90	43.60	50
7	Sulphur Dioxide	IS: 11255 (Part 2): 1985 (RA 2014)	mg/Nm ³	57.20	65.78	600
8	Nitrogen Dioxide	IS:11255 (Part7): 2005 (RA 2017)	mg/Nm ³	38.95	120.95	300
9	Carbon Monoxide	GEMS/SOP/69	%	0.018	0.013	-

Note: NS- Not Specified. RA: Reaffirmed., **INFERENCE:** The Measured Values are within the limits.


Analysed By
J. M. Thippeswamy
 Chemist


Verified By
S Shameem Banu
 Senior chemist



Note:

- The result listed refers only to the tested samples & applicable parameters. Endorsement of products is neither inferred nor implied.
- Water Samples will be destroyed after 15Days, Minerals 3 Months, Filter papers & Thimbles After analysis Discard.
- This report is not to be reproduced wholly or in part & cannot be used as evidence in the Court of law & should not use any advertising media without special permission in writing.
- Total liability of our laboratory is limited to the Invoice amount. Any dispute arising out of this report is subject to Hosapete jurisdiction only.
- The tests results marked with * Recognised by MOEF & CC
- Recognised by Ministry of Environment, Forest and Climate Change for Laboratory
- Recognised by Government of Karnataka, Maharashtra, Goa for DGPS survey



NABL Certificate No.: TC-5323

GLOBAL ENVIRONMENT & MINING SERVICES

(Consulting Engineers, Mine designers, Geologist & Surveyors)

3rd Main Road, Basaveswara Badavane,

HOSPET - 583201, Dist., Bellary (Karnataka)

Ph : +918394 229433, 295018

e-mail : gems_hpt@yahoo.com

Website : www.globalmining.in

STAGE-II

ANNEXURE-13
GEMS-LD/TF/10/01

Analysis Report of Stack Emission

1	Name of the Industry	: BMM Ispat Ltd., Danapur, Hosapete Taluk, Vijayanagara District.
2	Customer Reference	: WO/ADMIN/FY22/RO38
3	Sample collected by	: GLOBAL Environment & Mining Services
4	Particulars of sample collected	: Vayubodhan Stack sampler VSS 1Sl.No. 304 DTB 07
5	Discipline	: Chemical
6	Group	: Atmospheric Pollution
7	Sample Type	: Stack Monitoring
8	Sampling Location	: 2X 70 MW CFBC Boiler ESP
9	Month of Sampling	: AUGUST-2021
10	Date of Sample Received	: -
11	Date of Sample Analysis	: -
12	Date Sample Analysis Completion	: -
13	Report Issued Date	: 03.09.2021
14	Report Number	: -

Stack Details

1	Flue Used	Coal
2	Stack Height (mtr)	110.0
3	Stack Diameter (mtr)	8.00

Emission Details

Sl. No.	Parameters	Method	Unit	Result		Permissible Limit
				1 st Fort Night	2 nd Fort Night	
	Date of Monitoring			-	-	
	Sample Code			-	-	
1	Ambient Temperature	IS: 11255 (Part 1) - 1985 (RA 2014)	°C	Shutdown	Shutdown	-
2	Stack Temperature	IS: 11255 (Part 1) - 1985 (RA 2014)	°C			-
3	Velocity of Flue Gas	IS: 11255 (Part 1) - 1985 (RA 2014)	m/sec			-
4	Gas flow rate at Stack Condition	IS-11255(Part 03)1985(RA 2014)	m ³ /hr			-
5	Gas flow rate at NTP	IS-11255(Part 03)1985(RA 2014)	Nm ³ /hr			-
6	Particulate Matter	IS: 11255 (Part 1) - 1985 (RA 2014)	mg/Nm ³			50
7	Sulphur Dioxide	IS: 11255 (Part 2): 1985 (RA 2014)	mg/Nm ³			600
8	Nitrogen Dioxide	IS:11255 (Part7): 2005 (RA 2017)	mg/Nm ³			300
9	Carbon Monoxide	GEMS/SOP/69	%			-

Note: NS- Not Specified. RA: Reaffirmed

Verified By
S Shameem Banu
Senior chemist



Note:

- The result listed refers only to the tested samples & applicable parameters. Endorsement of products is neither inferred nor implied.
- Water Samples will be destroyed after 15Days, Minerals 3 Months, Filter papers & Thimbles After analysis Discard.
- This report is not to be reproduced wholly or in part & cannot be used as evidence in the Court of law & should not use any advertising media without special permission in writing.
- Total liability of our laboratory is limited to the Invoice amount. Any dispute arising out of this report is subject to Hosapete jurisdiction only.
- The tests results marked with * Recognised by MOEF & CC
- Recognised by Ministry of Environment, Forest and Climate Change for Laboratory
- Recognised by Government of Karnataka, Maharashtra, Goa for DGPS survey



GEMS



NABL Certificate No.: TC-5323

GLOBAL ENVIRONMENT & MINING SERVICES

(Consulting Engineers, Mine designers, Geologist & Surveyors)

3rd Main Road, Basaveswara Badavane,

HOSPET - 583201, Dist., Bellary (Karnataka)

Ph : +918394 229433, 295018

e-mail : gems_hpt@yahoo.com

Website : www.globalmining.in**STAGE-II****ANNEXURE-14**
GEMS-LD/TF/10/01**Analysis Report of Stack Emission**

1	Name of the Industry	: BMM Ispat Ltd., Danapur, Hosapete Taluk, Vijayanagara District.
2	Customer Reference	: WO/ADMIN/FY22/RO38
3	Sample collected by	: GLOBAL Environment & Mining Services
4	Particulars of sample collected	: Vayubodhan Stack sampler VSS 1Sl.No. 304 DTB 07
5	Discipline	: Chemical
6	Group	: Atmospheric Pollution
7	Sample Type	: Stack Monitoring
8	Month of Sampling	: AUGUST-2021 (1st Fort Night)
9	Date of Sample Received	: 03.08.2021
10	Date of Sample Analysis	: 04.08.2021
11	Date Sample Analysis Completion	: 05.08.2021
12	Report Issued Date	: 03.09.2021
13	Report Number	: ULR-TC532321000000653F

RESULTS

Sl. No	Stack Attached to	Date of Monitoring	Sample Code	Fuel Used	Ta °C	TS °C	V m/Sec	Height (m)	Diameter (m)	PM mg/Nm ³	KSPCB Std mg/Nm ³
Chimneys attached to Bag Filter (De dusting Units)											
Beneficiation Plant-2											
1	Iron Ore Cone Crusher	03.08.2021	2107	---	27	45	4.90	30	1.20	41.5	50
2	Iron Ore Screening	03.08.2021	2108	---	27	40	5.15	30	1.20	44.7	50

Sl. No	Beneficiation Plant	Gas flow rate at Stack Condition m ³ /hr	Gas flow rate at NTP Nm ³ /hr	KSPCB Std
1	Iron Ore Cone Crusher	19953	18824	-
2	Iron Ore Screening	20971	20100	-

Parameter	Protocol
Particulate Matter (mg/Nm ³)	IS: 11255 (Part 1) - 1985 (reaffirmed 2014)
Gas flow rate at Stack Condition	IS-11255(Part 03) (RA 2014)
Gas flow rate at NTP	IS-11255(Part 03) (RA 2014)

INFERENCE: The Measured Values are within the limits.

J.M.T.S
Analysed By
J. M. Thippeswamy
 Chemist

S. Shameem Banu
Verified By
S Shameem Banu
 Senior chemist

**Note:**

- The result listed refers only to the tested samples & applicable parameters. Endorsement of products is neither inferred nor implied.
- Water Samples will be destroyed after 15Days, Minerals 3 Months, Filter papers & Thimbles After analysis Discard.
- This report is not to be reproduced wholly or in part & cannot be used as evidence in the Court of law & should not use any advertising media without special permission in writing.
- Total liability of our laboratory is limited to the Invoice amount. Any dispute arising out of this report is subject to Hosapete Jurisdiction only.
- The tests results marked with * Recognised by MOEF & CC
- Recognised by Ministry of Environment, Forest and Climate Change for Laboratory
- Recognised by Government of Karnataka, Maharashtra, Goa for DGPS survey



NABL Certificate No.: TC-5323

GLOBAL ENVIRONMENT & MINING SERVICES

(Consulting Engineers, Mine designers, Geologist & Surveyors)

3rd Main Road, Basaveswara Badavane,**HOSPET - 583201**, Dist., Bellary (Karnataka)

Ph : +918394 229433, 295018

e-mail : gems_hpt@yahoo.com

Website : www.globalmining.in**STAGE-II****ANNEXURE-15**
GEMS-LD/TF/10/01**Analysis Report of Stack Emission**

- 1 Name of the Industry : BMM Ispat Ltd., Danapur, Hosapete Taluk, Vijayanagara District.
- 2 Customer Reference : WO/ADMIN/FY22/RO38
- 3 Sample collected by : GLOBAL Environment & Mining Services
- 4 Particulars of sample collected : Vayubodhan Stack sampler **VSS 1Sl.No. 304 DTB 07**
- 5 Discipline : Chemical
- 6 Group : Atmospheric Pollution
- 7 Sample Type : Stack Monitoring
- 8 Month of Sampling : **AUGUST-2021 (1st Fort Night)**
- 9 Date of Sample Received : 02.08.2021
- 10 Date of Sample Analysis : 03.08.2021
- 11 Date Sample Analysis Completion : 04.08.2021
- 12 Report Issued Date : **03.09.2021**
- 13 Report Number : **ULR-TC532321000000648F**

RESULTS

Sl. No	Stack Attached to	Date of Monitoring	Sample Code	Fuel Used	Ta °C	TS °C	V m/Sec	Height (m)	Diameter (m)	PM mg/Nm ³	KSPCB Std mg/Nm ³
Chimneys attached to Bag Filter (De dusting Units)											
Pellet Plant											
3	Additive grinding mill	02.08.2021	2087	---	29	38	5.03	30	1.20	42.2	50
4	Mixer building	02.08.2021	2088	---	29	37	5.07	30	1.20	34.9	50
5	Pellet discharge point	02.08.2021	2089	---	30	40	5.31	30	1.20	39.4	50

Sl. No	Pellet Plant	Gas flow rate at Stack Condition m ³ /hr	Gas flow rate at NTP Nm ³ /hr	KSPCB Std
3	Additive grinding mill	20482	19890	-
4	Mixer building	20645	20112	-
5	Pellet discharge point	21622	20932	-

Parameter	Protocol
Particulate Matter (mg/Nm ³)	IS: 11255 (Part 1) - 1985 (reaffirmed 2014)
Gas flow rate at Stack Condition	IS-11255(Part 03) (RA 2014)
Gas flow rate at NTP	IS-11255(Part 03) (RA 2014)

INFERENCE: The Measured Values are within the limits.

J. M. Thippeswamy
Analysed By
J. M. Thippeswamy
 Chemist

S. Shameem Banu
Verified By
S Shameem Banu
 Senior chemist

Note:

1. The result listed refers only to the tested samples & applicable parameters. Endorsement of products is neither inferred nor implied.
2. Water Samples will be destroyed after 15Days, Minerals 3 Months, Filter papers & Thimbles After analysis Discard.
3. This report is not to be reproduced wholly or in part & cannot be used as evidence in the Court of law & should not use any advertising media without special permission in writing.
4. Total liability of our laboratory is limited to the Invoice amount. Any dispute arising out of this report is subject to Hosapete jurisdiction only.
5. The tests results marked with * Recognised by MOEF & CC
6. Recognised by Ministry of Environment, Forest and Climate Change for Laboratory
7. Recognised by Government of Karnataka, Maharashtra, Goa for DGPS survey

ANNEXURE-16
GEMS-LD/TF/10/01

Analysis Report of Stack Emission

1	Name of the Industry	: BMM Ispat Ltd., Danapur, Hosapete Taluk, Vijayanagara District.
2	Customer Reference	: WO/ADMIN/FY22/RO38
3	Sample collected by	: GLOBAL Environment & Mining Services
4	Particulars of sample collected	: Vayubodhan Stack sampler VSS 1Sl.No. 304 DTB 07
5	Discipline	: Chemical
6	Group	: Atmospheric Pollution
7	Sample Type	: Stack Monitoring
8	Month of Sampling	: AUGUST-2021 (1 st Fort Night)
9	Date of Sample Received	: 03.08.2021 & 04.08.2021
10	Date of Sample Analysis	: 04.08.2021 & 05.08.2021
11	Date Sample Analysis Completion	: 05.08.2021 & 06.08.2021
12	Report Issued Date	: 03.09.2021
13	Report Number	: ULR-TC532321000000655F

RESULTS

Sl. No	Stack Attached to	Date of Monitoring	Sample Code	Fuel Used	Ta °C	TS °C	V m/Sec	Height (m)	Diameter (m)	PM mg/Nm ³	KSPCB Std mg/Nm ³
Chimneys attached to Bag Filter (De dusting Units)											
2 X 500 TPD Sponge Iron Kiln 1 & 2											
6	Cooler Discharge -1	03.08.2021	2102	---	29	35	5.08	30	1.20	42.1	50
7	Cooler Discharge -2	03.08.2021	2103	---	27	40	5.03	30	1.20	38.8	50
8	Coal stock house	03.08.2021	2104	---	27	38	5.27	30	1.20	41.5	50
9	Production Separation bin1&2	04.08.2021	2120	---	28	37	5.34	30	1.20	43.2	50
10	Production Separation bin3&4	04.08.2021	2123	---	29	42	5.02	30	1.20	40.7	50
11	Transfer House	04.08.2021	2124	---	29	45	5.28	30	1.20	37.9	50

Sl. No	2 X 500 TPD Sponge Iron Kiln 1 & 2	Gas flow rate at Stack Condition m ³ /hr	Gas flow rate at NTP Nm ³ /hr	KSPCB Std
6	Cooler Discharge -1	20686	20283	-
7	Cooler Discharge -2	20482	19632	-
8	Coal stock house	21460	20701	-
9	Production Separation bin-1&2	21745	21113	-
10	Production Separation bin-3&4	20442	19598	-
11	Transfer House	21500	20419	-

Parameter	Protocol
Particulate Matter (mg/Nm ³)	IS: 11255 (Part 1) - 1985 (reaffirmed 2014)
Gas flow rate at Stack Condition	IS-11255(Part 03) (RA 2014)
Gas flow rate at NTP	IS-11255(Part 03) (RA 2014)

INFERENCE: The Measured Values are within the limits.

J.M. Banu
Analysed By
J. M. Thippeswamy
Chemist

Shameem Banu
Verified By
S Shameem Banu
Senior chemist

Note:

- The result listed refers only to the tested samples & applicable parameters. Endorsement of products is neither inferred nor implied.
- Water Samples will be destroyed after 15Days, Minerals 3 Months, Filter papers & Thimbles After analysis Discard.
- This report is not to be reproduced wholly or in part & cannot be used as evidence in the Court of law & should not use any advertising media without special permission in writing.
- Total liability of our laboratory is limited to the Invoice amount. Any dispute arising out of this report is subject to Hosapete jurisdiction only.
- The tests results marked with * Recognised by MOEF & CC
- Recognised by Ministry of Environment, Forest and Climate Change for Laboratory
- Recognised by Government of Karnataka, Maharashtra, Goa for DGPS survey



NABL Certificate No.: TC-5323

GLOBAL ENVIRONMENT & MINING SERVICES

(Consulting Engineers, Mine designers, Geologist & Surveyors)

3rd Main Road, Basaveswara Badavane,**HOSPET - 583201**, Dist., Bellary (Karnataka)

Ph : +918394 229433, 295018

e-mail : gems_hpt@yahoo.com

Website : www.globalmining.in**STAGE-II****ANNEXURE-17**
GEMS-LD/TF/10/01**Analysis Report of Stack Emission**

- | | | | |
|----|---------------------------------|---|---|
| 1 | Name of the Industry | : | BMM Ispat Ltd., Danapur, Hosapete Taluk, Vijayanagara District. |
| 2 | Customer Reference | : | WO/ADMIN/FY22/RO38 |
| 3 | Sample collected by | : | GLOBAL Environment & Mining Services |
| 4 | Particulars of sample collected | : | Vayubodhan Stack sampler VSS 1Sl.No. 304 DTB 07 |
| 5 | Discipline | : | Chemical |
| 6 | Group | : | Atmospheric Pollution |
| 7 | Sample Type | : | Stack Monitoring |
| 8 | Month of Sampling | : | AUGUST-2021 (1st Fort Night) |
| 9 | Date of Sample Received | : | 09.08.2021 & 05.08.2021 |
| 10 | Date of Sample Analysis | : | 10.08.2021 & 06.08.2021 |
| 11 | Date Sample Analysis Completion | : | 11.08.2021 & 07.08.2021 |
| 12 | Report Issued Date | : | 03.09.2021 |
| 13 | Report Number | : | ULR-TC532321000000660F |

RESULTS

Sl. No	Stack Attached to	Date of Monitoring	Sample Code	Fuel Used	Ta °C	TS °C	V m/s	Height (m)	Diameter (m)	PM mg/Nm ³	KSPCB Std mg/Nm ³
Chimneys attached to Bag Filter (De dusting Units)											
2X500 TPD Sponge Iron Kiln 3&4											
12	Coal Primary Screen	09.08.2021	2182	---	30	43	4.90	30	1.20	41.1	50
13	Coal Stock House -1 & coal stock house-2	09.08.2021	2183	---	30	39	5.04	30	1.20	43.4	50
14	Cooler Discharge -1	09.08.2021	2184	---	26	40	4.86	30	1.20	38.9	50
15	Cooler Discharge -2 & PSB transfer tower	09.08.2021	2185	---	26	36	5.22	30	1.20	40.3	50
16	Production Bunker & Intermediate bin	05.08.2021	2133	---	28	39	4.86	30	1.20	44.0	50
17	Production Separation bin	05.08.2021	2134	---	28	44	4.88	30	1.20	37.7	50
18	Pellet Stock house	05.08.2021	2135	---	26	42	5.09	30	1.20	41.5	50
19	Dolochar Stock House 1 & 2	05.08.2021	2136	---	26	46	5.42	30	1.20	43.1	50
20	CPU Building	05.08.2021	2137	---	28	38	5.75	30	1.20	39.9	50

Sl. No	2X500 TPD Sponge Iron Kiln 3&4	Gas flow rate at Stack Condition m ³ /hr	Gas flow rate at NTP Nm ³ /hr	KSPCB Std
12	Coal Primary Screen	19953	19132	-
13	Coal Stock House -1 & coal stock house-2	20523	19931	-
14	Cooler Discharge -1	19790	18905	-
15	Cooler Discharge -2 & PSB transfer tower	21256	20568	-
16	Production Bunker & Intermediate bin	19790	19092	-
17	Production Separation bin	19872	18869	-
18	Pellet Stock house	20727	19674	-
19	Dolochar Stock House 1 & 2	22070	20687	-
20	CPU Building	23414	22661	-

INFERENCE: The Measured Values are within the limits.

J.M.T.S.
Analysed By
J. M. Thippeswamy
 Chemist

S. Shameem Banu
Verified By
S Shameem Banu
 Senior chemist

Note:

- The result listed refers only to the tested samples & applicable parameters. Endorsement of products is neither inferred nor implied.
- Water Samples will be destroyed after 15Days, Minerals 3 Months, Filter papers & Thimbles After analysis Discard.
- This report is not to be reproduced wholly or in part & cannot be used as evidence in the Court of law & should not use any advertising media without special permission in writing.
- Total liability of our laboratory is limited to the Invoice amount. Any dispute arising out of this report is subject to Hosapete jurisdiction only.
- The tests results marked with * Recognised by MOEF & CC
- Recognised by Ministry of Environment, Forest and Climate Change for Laboratory
- Recognised by Government of Karnataka, Maharashtra, Goa for DGPS survey



NABL Certificate No.: TC-5323

GLOBAL ENVIRONMENT & MINING SERVICES

(Consulting Engineers, Mine designers, Geologist & Surveyors)

3rd Main Road, Basaveswara Badavane,

HOSPET - 583201, Dist., Bellary (Karnataka)

Ph : +918394 229433, 295018

e-mail : gems_hpt@yahoo.com

Website : www.globalmining.in

STAGE-II

ANNEXURE-18
GEMS-LD/TF/10/01

Analysis Report of Stack Emission

1	Name of the Industry	: BMM Ispat Ltd., Danapur, Hosapete Taluk, Vijayanagara District.
2	Customer Reference	: WO/ADMIN/FY22/RO38
3	Sample collected by	: GLOBAL Environment & Mining Services
4	Particulars of sample collected	: Vayubodhan Stack sampler VSS 1 Sl.No. 304 DTB 07
5	Discipline	: Chemical
6	Group	: Atmospheric Pollution
7	Sample Type	: Stack Monitoring
8	Month of Sampling	: AUGUST-2021 (2nd Fort Night)
9	Date of Sample Received	: 16.08.2021
10	Date of Sample Analysis	: 17.08.2021
11	Date Sample Analysis Completion	: 18.08.2021
12	Report Issued Date	: 03.09.2021
13	Report Number	: ULR-TC532321000000736F

RESULTS

Sl. NO	Stack Attached to	Date of Monitoring	Sample Code	Fuel Used	Ta °C	TS °C	V m/Sec	Height (m)	Diameter (m)	PM mg/Nm ³	KSPCB Std mg/Nm ³
Chimneys attached to Bag Filter (De dusting Units)											
Beneficiation Plant-2											
1	Iron Ore Cone Crusher	16.08.2021	2337	---	28	44	4.88	30	1.20	44.1	50
2	Iron Ore Screening	16.08.2021	2338	---	29	41	5.07	30	1.20	40.3	50

Sl. No	Beneficiation Plant	Gas flow rate at Stack Condition m ³ /hr	Gas flow rate at NTP Nm ³ /hr	KSPCB Std
1	Iron Ore Cone Crusher	19872	18869	-
2	Iron Ore Screening	20645	19856	-

Parameter	Protocol
Particulate Matter (mg/Nm ³)	IS: 11255 (Part 1) - 1985 (reaffirmed 2014)
Gas flow rate at Stack Condition	IS-11255(Part 03) (RA 2014)
Gas flow rate at NTP	IS-11255(Part 03) (RA 2014)

INFERENCE: The Measured Values are within the limits.

J. M. Thippeswamy
Analysed By
J. M. Thippeswamy
Chemist

S. Shameem Banu
Verified By
S Shameem Banu
Senior chemist

Note:

- The result listed refers only to the tested samples & applicable parameters. Endorsement of products is neither inferred nor implied.
- Water Samples will be destroyed after 15Days, Minerals 3 Months, Filter papers & Thimbles After analysis Discard.
- This report is not to be reproduced wholly or in part & cannot be used as evidence in the Court of law & should not use any advertising media without special permission in writing.
- Total liability of our laboratory is limited to the Invoice amount. Any dispute arising out of this report is subject to Hosapete jurisdiction only.
- The tests results marked with * Recognised by MOEF & CC
- Recognised by Ministry of Environment, Forest and Climate Change for Laboratory
- Recognised by Government of Karnataka, Maharashtra, Goa for DGPS survey



NABL Certificate No.: TC-5323

GLOBAL ENVIRONMENT & MINING SERVICES

(Consulting Engineers, Mine designers, Geologist & Surveyors)

3rd Main Road, Basaveswara Badavane,

HOSPET - 583201, Dist., Bellary (Karnataka)

Ph : +918394 229433, 295018

e-mail : gems_hpt@yahoo.com

Website : www.globalmining.in

STAGE-II

ANNEXURE-19
GEMS-LD/TF/10/01

Analysis Report of Stack Emission

1	Name of the Industry	: BMM Ispat Ltd., Danapur, Hosapete Taluk, Vijayanagara District.
2	Customer Reference	: WO/ADMIN/FY22/RO38
3	Sample collected by	: GLOBAL Environment & Mining Services
4	Particulars of sample collected	: Vayubodhan Stack sampler VSS 1 Sl.No. 304 DTB 07
5	Discipline	: Chemical
6	Group	: Atmospheric Pollution
7	Sample Type	: Stack Monitoring
8	Month of Sampling	: AUGUST-2021 (2 nd Fort Night)
9	Date of Sample Received	: 16.08.2021
10	Date of Sample Analysis	: 17.08.2021
11	Date Sample Analysis Completion	: 18.08.2021
12	Report Issued Date	: 03.09.2021
13	Report Number	: ULR-TC532321000000735F

RESULTS

Sl. NO	Stack Attached to	Date of Monitoring	Sample Code	Fuel Used	Ta °C	TS °C	V m/Sec	Height (m)	Diameter (m)	PM mg/Nm ³	KSPCB Std mg/Nm ³
Chimneys attached to Bag Filter (De dusting Units)											
Pellet Plant											
3	Additive grinding mill	16.08.2021	2334	---	26	42	5.09	30	1.20	39.2	50
4	Mixer building	16.08.2021	2335	---	26	46	5.42	30	1.20	41.7	50
5	Pellet discharge point	16.08.2021	2336	---	28	38	5.75	30	1.20	43.9	50

Sl. No	Pellet Plant	Gas flow rate at Stack Condition m ³ /hr	Gas flow rate at NTP Nm ³ /hr	KSPCB Std
3	Additive grinding mill	20727	19674	-
4	Mixer building	22070	20687	-
5	Pellet discharge point	23414	22661	-

Parameter	Protocol
Particulate Matter (mg/Nm ³)	IS: 11255 (Part 1) - 1985 (reaffirmed 2014)
Gas flow rate at Stack Condition	IS-11255(Part 03) (RA 2014)
Gas flow rate at NTP	IS-11255(Part 03) (RA 2014)

INFERENCE: The Measured Values are within the limits.

J. M. Thippeswamy
Analysed By
J. M. Thippeswamy
Chemist

Shameem Bant
Verified By
S Shameem Bant
Senior chemist

Note:

- The result listed refers only to the tested samples & applicable parameters. Endorsement of products is neither inferred nor implied.
- Water Samples will be destroyed after 15 Days, Minerals 3 Months, Filter papers & Thimbles After analysis Discard.
- This report is not to be reproduced wholly or in part & cannot be used as evidence in the Court of law & should not use any advertising media without special permission in writing.
- Total liability of our laboratory is limited to the Invoice amount. Any dispute arising out of this report is subject to Hosapete jurisdiction only.
- The tests results marked with * Recognised by MOEF & CC
- Recognised by Ministry of Environment, Forest and Climate Change for Laboratory
- Recognised by Government of Karnataka, Maharashtra, Goa for DGPS survey



NABL Certificate No.: TC-5323

GLOBAL ENVIRONMENT & MINING SERVICES

(Consulting Engineers, Mine designers, Geologist & Surveyors)

3rd Main Road, Basaveswara Badavane,**HOSPET - 583201**, Dist., Bellary (Karnataka)

Ph : +918394 229433, 295018

e-mail : gems_hpt@yahoo.com

Website : www.globalmining.in**STAGE-II****ANNEXURE-20**
GEMS-LD/TF/10/01**Analysis Report of Stack Emission**

1	Name of the Industry	:	BMM Ispat Ltd., Danapur, Hosapete Taluk, Vijayanagara District.
2	Customer Reference	:	WO/ADMIN/FY22/RO38
3	Sample collected by	:	GLOBAL Environment & Mining Services
4	Particulars of sample collected	:	Vayubodhan Stack sampler VSS 1 Sl.No. 304 DTB 07
5	Discipline	:	Chemical
6	Group	:	Atmospheric Pollution
7	Sample Type	:	Stack Monitoring
8	Month of Sampling	:	AUGUST-2021 (2nd Fort Night)
9	Date of Sample Received	:	17.08.2021 & 18.08.2021
10	Date of Sample Analysis	:	18.08.2021 & 19.08.2021
11	Date Sample Analysis Completion	:	19.08.2021 & 20.08.2021
12	Report Issued Date	:	03.09.2021
13	Report Number	:	ULR-TC532321000000743F

RESULTS

Sl. No	Stack Attached to	Date of Monitoring	Sample Code	Fuel Used	Ta °C	TS °C	V m/Sec	Height (m)	Diameter (m)	PM mg/Nm ³	KSPCB Std mg/Nm ³
Chimneys attached to Bag Filter (De dusting Units)											
2 X 500 TPD Sponge Iron Kiln 1 & 2											
6	Cooler Discharge -1	17.08.2021	2357	---	27	40	4.99	30	1.20	43.3	50
7	Cooler Discharge -2	17.08.2021	2358	---	27	38	5.27	30	1.20	38.9	50
8	Coal stock house	17.08.2021	2359	---	28	37	5.41	30	1.20	42.7	50
9	Production Separation bin-1&2	17.08.2021	2360	---	29	42	5.07	30	1.20	44.1	50
10	Production Separation bin-3&4	17.08.2021	2361	---	29	45	5.33	30	1.20	37.8	50
11	Transfer House	18.08.2021	2394	---	30	43	4.90	30	1.20	43.4	50

Sl. No	2 X 500 TPD Sponge Iron Kiln 1 & 2	Gas flow rate at Stack Condition m ³ /hr	Gas flow rate at NTP Nm ³ /hr	KSPCB Std
6	Cooler Discharge -1	20319	19476	-
7	Cooler Discharge -2	21460	20701	-
8	Coal stock house	22030	21390	-
9	Production Separation bin-1&2	20645	19793	-
10	Production Separation bin-3&4	21704	20612	-
11	Transfer House	19953	19132	-

Parameter	Protocol
Particulate Matter (mg/Nm ³)	IS: 11255 (Part 1) - 1985 (reaffirmed 2014)
Gas flow rate at Stack Condition	IS-11255(Part 03) (RA 2014)
Gas flow rate at NTP	IS-11255(Part 03) (RA 2014)


INFERENCE: The Measured Values are within the limits.

J.M.T.
Analysed By
J. M. Thippeswamy
 Chemist

S. Shameem Banu
Verified By
S Shameem Banu
 Senior chemist

Note:

- The result listed refers only to the tested samples & applicable parameters. Endorsement of products is neither inferred nor implied.
- Water Samples will be destroyed after 15Days, Minerals 3 Months, Filter papers & Thimbles After analysis Discard.
- This report is not to be reproduced wholly or in part & cannot be used as evidence in the Court of law & should not use any advertising media without special permission in writing.
- Total liability of our laboratory is limited to the Invoice amount. Any dispute arising out of this report is subject to Hosapete jurisdiction only.
- The tests results marked with * Recognised by MOEF & CC
- Recognised by Ministry of Environment, Forest and Climate Change for Laboratory
- Recognised by Government of Karnataka, Maharashtra, Goa for DGPS survey



GLOBAL ENVIRONMENT & MINING SERVICES

(Consulting Engineers, Mine designers, Geologist & Surveyors)

3rd Main Road, Basaveswara Badavane,
HOSPET - 583201, Dist., Bellary (Karnataka)

Ph : +918394 229433, 295018

e-mail : gems_hpt@yahoo.com

Website : www.globalmining.in

STAGE-II

ANNEXURE-21
GEMS-LD/TF/10/01

Analysis Report of Stack Emission

- 1 Name of the Industry : BMM Ispat Ltd., Danapur, Hosapete Taluk, Vijayanagar District.
- 2 Customer Reference : WO/ADMIN/FY22/RO38
- 3 Sample collected by : GLOBAL Environment & Mining Services
- 4 Particulars of sample collected : Vayubodhan Stack sampler VSS 1Sl.No. 304 DTB 07
- 5 Discipline : Chemical
- 6 Group : Atmospheric Pollution
- 7 Sample Type : Stack Monitoring
- 8 Month of Sampling : AUGUST-2021 (2nd Fort Night)
- 9 Date of Sample Received : 18.08.2021 & 19.08.2021
- 10 Date of Sample Analysis : 19.08.2021 & 20.08.2021
- 11 Date Sample Analysis Completion : 20.08.2021 & 21.08.2021
- 12 Report Issued Date : 03.09.2021
- 13 Report Number : ULR-TC532321000000751F

RESULTS

Sl. NO	Stack Attached to	Date of Monitoring	Sample Code	Fuel Used	Ta °C	TS °C	V m/s	Height (m)	Diameter (m)	PM mg/Nm ³	KSPCB Std mg/Nm ³
Chimneys attached to Bag Filter (De dusting Units)											
2X500 TPD Sponge Iron Kiln 3&4											
12	Coal Primary Screen	18.08.2021	2390	---	30	39	5.04	30	1.20	42.8	50
13	Coal Stock House -1 & coal stock house-2	18.08.2021	2391	---	26	39	4.85	30	1.20	39.3	50
14	Cooler Discharge -1	18.08.2021	2392	---	26	40	5.26	30	1.20	41.5	50
15	Cooler Discharge -2 & PSB transfer tower	18.08.2021	2393	---	28	36	4.71	30	1.20	37.2	50
16	Production Bunker & Intermediate bin	19.08.2021	2414	---	28	39	4.84	30	1.20	44.6	50
17	Production Separation bin	19.08.2021	2415	---	29	44	5.20	30	1.20	42.2	50
18	Pellet Stock house	19.08.2021	2416	---	26	41	5.08	30	1.20	38.7	50
19	Dolochar Stock House 1 & 2	19.08.2021	2417	---	26	42	5.39	30	1.20	41.1	50
20	CPU Building	19.08.2021	2418	---	28	46	5.82	30	1.20	44.9	50

Sl. No	2X500 TPD Sponge Iron Kiln 3&4	Gas flow rate at Stack Condition m ³ /hr	Gas flow rate at NTP Nm ³ /hr	KSPCB Std
12	Coal Primary Screen	20523	19931	-
13	Coal Stock House -1 & coal stock house-2	19749	18926	-
14	Cooler Discharge -1	21419	20461	-
15	Cooler Discharge -2 & PSB transfer tower	19179	18683	-
16	Production Bunker & Intermediate bin	19709	19014	-
17	Production Separation bin	21175	20173	-
18	Pellet Stock house	20686	19698	-
19	Dolochar Stock House 1 & 2	21948	20833	-
20	CPU Building	23699	22362	-

INFERENCE: The Measured Values are within the limits.

J. M. Thippeswamy
Analysed By
J. M. Thippeswamy
Chemist

S. Shameem Banu
Verified By
S. Shameem Banu
Senior chemist

Note:

1. The result listed refers only to the tested samples & applicable parameters. Endorsement of products is neither inferred nor implied.
2. Water Samples will be destroyed after 15Days, Minerals 3 Months, Filter papers & Thimbles After analysis Discard.
3. This report is not to be reproduced wholly or in part & cannot be used as evidence in the Court of law & should not use any advertising media without special permission in writing.
4. Total liability of our laboratory is limited to the Invoice amount. Any dispute arising out of this report is subject to Hosapete Jurisdiction only.
5. The tests results marked with * Recognised by MOEF & CC
6. Recognised by Ministry of Environment, Forest and Climate Change for Laboratory
7. Recognised by Government of Karnataka, Maharashtra, Goa for DGPS survey