BMM Ispat Ltd.,

ENVIRONMENTAL MONITORING REPORT



Danapur Village, Hosapete Taluk,
Vijayanagara District, PIN-583222,
Karnataka.

OCTOBER-2026

Prepared by

SHRI KRISHNA AQUA ENGINEERING WORKS
H.NO. 3 & 4, LIMBUWALA BUILDING, PRAGATI COLONY,
1ST CROSS, VIDYANAGAR, HUBLI, DHARWAD, KARNATAKA, INDIA.
Tel: 0836-2375678, Mobile: +91 94480 51534, +91 94800 28018,
E-mail: radhabengeri@gmail.com, shrikrishnaaqua@gmail.com

TC-17231

EXECUTIVE SUMMARY

1.1 INTRODUCTION

The journey of the BMM Group is a reflection of the path tread by every entrepreneur who believes in the human potential and one's own ability to bring about a life affirming change that transcends time. BMM Group was born out of this committed belief of Late Shri. Udai chand Singhi.

Entrenched in the Indian ethos, with an astute understanding of market needs, values and sensibilities ***Mr. Dinesh Kumar Singhi*** inherited the legacy from his father and has built the BMM Group on sound fundamentals since 1998. He steered the company towards growth by being the first mining company to establish a power generation plant for captive use, and creating a steel plant from the captive ore mine. Over the last 12 years, BMM has been able to add value to every relationship under his able and dynamic leadership.

Today, BMM is a 4900 Crores Company due to its focus on market orientation and optimal usage of technology to achieve process efficiency and value addition. BMM has always believed in the principle of sharing and hence continues to transfer this benefit derived from sustained growth to its employees, partners and associates. The unique value proposition that defines the very fabric of the BMM culture is the firm's belief in unleashing this 'potential in tones' in terms of its human capital, continuous growth and consistent benefits to its stakeholders.

The human potential at BMM is reflected in the depth of domain expertise across diverse sectors and dynamism of youth at various levels in the Organization. Business operations lead by professionals with decades of market understanding and a dynamic team enables BMM to deliver superior product quality. This human potential keeps BMM attuned to scaling new heights and meeting customer expectations. While consistently adding value to its partners, BMM is sensitive to its responsibility towards the environment by implementing best practices in its Business Operations and contribution to society through various social Endeavors.

BMM has a commitment of being a good Corporate Citizen and is committed to achieving business goals through ethical means. BMM hence has been able to have deeper relevance to society by creating value that is inclusive and truly benefits all.



1.2 PROMOTERS OF THE PROJECT

BMM Group, one of the leading Steel, Power & Mining companies in India that has achieved the present level under the leadership and guidance of **Sri. Dinesh Kumar Singhi**, the Founder & Chairman of the group, is promoting the project. His vision is to globalize the company business and do value addition by operating responsibly and in a sustainable manner in exploring, exploiting, excavating and processing minerals followed by setting up steel plant facilities.

BMM is a step towards forward integration has set up new merchant Bar Mill. The works is located at:

BMM ISPAT LIMITED
(Registered Office & Works)
#114, Danapur
Hosapete - 583 222
Vijayanagara Dist., Karnataka
Phone +91 08394-264000, +91 9686550808/09
Fax - 08394 264010

1.3 Site Location

BMM ISPAT LIMITED is located at Danapur about 15 Kms away from Hosapete in Karnataka. The plant site can be connected by national highway, viz. NH-13. The plant is 1 km away from the NH-13 near Danapur village. The nearest railway station is Hospet; Bangalore is at a distance of 300 kms. Seaport is Belikere and

Karwar, the nearest Airport is in the private sector belonging to JSW, a Jindal Group company at Thoranagallu (Vidyanagara).

M/s. BMM ISPAT Ltd., Has accorded Environmental Clearance for 2.0 MTPA Integrated Steel Plant, with the following facilities.

S.N.	Items	Capacity
1	Iron ore beneficiation plant	4.70 MTPA
2	Palletizing Plant	2.40 MTPA
3	DRI Plant	0.70 MTPA
4	Coke Oven	0.80 MTPA
5	Sinter Plant	2.50 MTPA
6	Blast furnace	1.70 MTPA
7	EAF & BOF Steel making shop	2.30 MTPA
8	Continuous casting machines Slab Caster Billet Caster	 1.10 MTPA 1.10 MTPA
9	Rolling mills: Hot strip mill Structural/wire rods	 1.00 MTPA 1.00 MTPA
10	Oxygen Plant	2x500 TPD
11	Calcining	1,080 TPD
12	Cement Plant	1.40 MTPA
13	Power Plant	230 MW
14	Sponge Iron Division -1	2 x 100 TPD
15	Induction furnace (billets)	9000 tonnes/month
16	Rolling Mill (TMT rods)	9000 tonnes/month
17	Captive Power Plant	25 MW

Out of the above units, presently **4 x 500 TPD Sponge Iron Plants** and **1X70 MW Thermal Power Plants** have been commissioned on August 2011. Beneficiation plant-2, Pellet Plant-2 are commissioned on March 2012. 2X70 MW Thermal based power plants have commissioned on Jan 2013, EAF, Steel Making Shop, CCM, Rolling Mill, Oxygen plants are commissioned on August 2015. Remaining units are under various stages of implementation.

Hence environmental pollution monitoring is being carried out for 4 x 500 TPD sponge iron plants, 1X70 MW Thermal Power Plant, 1.3MTPA Beneficiation, 1.2MTPA Pellet Plant, 2X70MW Power plant, SMS, and RML.

1.4 The report includes environmental monitoring data collected at above site for the month of **OCTOBER-2026**. The Parameters monitored are:

- ❖ Ambient Air Quality
- ❖ Fugitive Dust Level
- ❖ Stack Emission
- ❖ Ambient Noise Level
- ❖ Water Quality

2.0 Fugitive Emission Monitoring

Fugitive air quality was monitored 112 samples were collected from the analyzed for SPM analyzed by gravimetric method. Work Zone Air quality was monitored at all Plant area and material handling area.

3.0 Stack Monitoring

Stack Monitoring was Collected from Vayubodhan stack monitoring was used for drawing the flue gas. Sulphur dioxide and oxides of Nitrogen in the flue gas was sampled by bubbling flue gas solution respectively and the analyses of the pollutants were done as per the Indian Standard procedures prescribed by CPCB/BIS. Stack Emission level was monitored as per the statutory requirement on twice in a month.

DATA ANALYSIS

3.1 BUFFERZONE AMBIENT AIR QUALITY STATUS

Danapur Village (A1)

At this location, average of PM10, PM2.5, SO2, NO2 values Average 57.97 ,15.15,8.46 & 10.54 µg/m3 respectively. All above the values were found within the Limits. And the results given in **Annexure-1.**

Mariyammanahalli Village (A2)

At this location, average of PM10, PM2.5, SO2, NO2 values Average 58.93, 17.83, 9.05 & 11.76µg/m3 respectively. All above the values were found within the Limits. And the results given in **Annexure-2.**

Hanumanahalli Village (A3)

At this location, average of PM10, PM2.5, SO2, NO2 values Average 55.30, 15.01, 7.93 & 10.23 µg/m3 respectively. All above the values were found within the Limits. Results given in **Annexure-3.**

Galemmanagudi Village (A4)

At this location, average of PM10, PM2.5, SO2, NO2 values Average 60.68, 13.11, 8.23 & 10.55 µg/m3 respectively. All above the values were found within the Limits. Results given in **Annexure-4.**

G Nagalapura Village (A5)

At this location, average of PM10, PM2.5, SO2, NO2 values Average 48.66, 10.23, 7.63 & 9.47 µg/m3respectively. All above the values were found within the Limits. Results given in **Annexure-5.**

Gunda Tanda Village (A6)

At this location, average of PM10, PM2.5, SO2, NO2 values Average 51.60, 13.86, 08.224 & 10.27 µg/m3respectively. All above the values were found within the Limits. Results given in **Annexure-6.**

5.1 FUGITIVE DUST CONCENTRATION

Fortnightly fugitive air quality was monitored all plant area SPM value minimum 154.17 µg/m^3, maximum value 1986.6 µg/m^3 and average value 1079.66 µg/m^3. The Fugitive air quality 1st & 2nd Fortnight Results given in **Annexure-7 to Annexure-12.**

5.2 STACK MONITORING

Stack emission level was monitored all chimneys' PM values (mg/Nm^3) 1st and 2ndFortnight Minimum Value 8.02 mg/Nm^3, Maximum Value 39.95 mg/Nm^3 & Average Value 23.83 mg/Nm^3. 1st & 2nd Fortnight Results are given in **Annexure-13 to Annexure-46.**

5.3 NOISE LEVEL MEASUREMENT

Noise level was recorded at 30 locations each in Ambient and work zone area using Sound Level Meter (Lutron) The Day time noise level values were ranging between 44.0 dB to 73.2 dB (A). The noise level status is given in **Annexure-47 to Annexure-48**

5.4 Water Sample Collected at 17 locations in side plant and surrounding nearest villages and nearest surface water Sample Collected every Month. The Water Analysis Test Report is given in **Annexure-49 to Annexure-61.**

5.5 **CONCLUSION**

All the monitored Environmental parameters were found to be well within the statutory norms and the same are enclosed as follows.

SHRI KRISHNA AQUA ENGINEERING WORKS

H.NO 3 & 4 LIMBUWALA BUILDING, PRAGATI COLONY,
1ST CROSS VIDYANAGAR, HUBLI DHARWAD KARNATAKA INDIA
Tel 0836-2375678 Mobile +91 94480 51534 +91 94800 28018,
E-mail - radhabengeri@gmail.com, shrikrishnaaqua@gmail.com

TC-17231

ANNEXURE-01
Format No: SKAEW/7.8/RF/C/01

ANALYSIS REPORT OF AMBIENT AIR QUALITY DATA

Name of the Industry	:	BMM Ispat Ltd., Danapur, Hosapete Taluk, Vijayanagara District.
Customer Reference	:	WORKORDER NO.. 4500005206 Dated 05.06.2026
Sample collected by	:	Shri Krishna Aqua Engineering Works
Discipline	:	Chemical
Group	:	Atmospheric Pollution
Sample Type	:	Ambient Air Quality Monitoring
Particulars of Sample Collected	:	Respirable Dust Sampler, FPS Sampler
Month	:	**OCTOBER-2026**
Location	:	**A1-Danapur Village**
Duration of Monitoring	:	24 Hour
Report Issued Date	:	**03.11.2026**
Report Number	:	**ULR-TC172312600000073**

RESULTS

Parameters			PM_{10} [µg/m³]		$PM_{2.5}$ [µg/m³]		SO_2 [µg/m³]		NO_2 [µg/m³]	
Reference Method			IS:5182: 2006 (Part-23) (RF-2022)		IS 5182 (Part 24): 2019 (RF-2024)		IS:5182: (Part-2) Sec 1:2023		IS :5182: (Part-6) 2006 (RF-2022)	
Date of Sampling	Date of Sample Received	Sample Code	Result	STD	Result	STD	Result	STD	Result	STD
05.10.2026	06.10.2026	314	53.39		19.96		9.25		10.28	
06.10.2026	07.10.2026	331	51.31		16.86		8.95		10.17	
12.10.2026	13.10.2026	392	64.40		10.59		8.19		10.29	
13.10.2026	14.10.2026	400	53.02		16.63		7.64		9.87	
19.10.2026	20.10.2026	431	52.87	**100**	13.73	**60**	7.53	**80**	10.71	**80**
20.10.2026	21.10.2026	444	70.72		19.33		8.18		11.13	
26.10.2026	27.10.2026	519	57.55		12.48		9.68		10.75	
27.10.2026	28.10.2026	533	60.47		11.63		8.23		11.11	
Average			**57.97**		**15.15**		**08.46**		**10.54**	

SL NO	INSTRUMENT DETAILS		
1	**Instrument Name**	Respirable Dust Sampler (RDS)	Fine Particulate Sampler (FPS)
2	**Make & Model**	Envirotech Instrument/APM 460BL	ETCL/APM-172 MFC
3	**Serial No**	R.D.S. / DATE -D-2000	PM10/PM2.55 Sampler /52-2020
4	**Calibration Date**	04.09.2026	04.09.2026
5	**Calibration Due Date**	03.09.2027	03.09.2027

INFERENCE	**As per NAAQMS Standards (2009),** **Report Status: - Measured Values for the above parameters are within the limit.**

****End of the Report****

Reviewed & Authorized Signatory

R.M. Bengeri

Mrs. Radha M Bengeri
Technical Manger

Note:
1. All results pertain to the sample received and tested only.
2. Samples are Retained for 15 days after issue of test reports.
3. (*) Details as Furnished by Customer.
4. Total BDL - Below Detectable Limit, DL - Detection Limit.
5. This report is not to be reproduced either wholly or in part and cannot be used as an evidence in the court of Law and should not be used in any advertising media without written approval of the laboratory. Subjected to Hubli Jurisdiction.

SHRI KRISHNA AQUA ENGINEERING WORKS

H NO 3 & 4 LIMBUWALA BUILDING PRAGATI COLONY
1ST CROSS, VIDYANAGAR HUBLI, DHARWAD, KARNATAKA, INDIA.
Tel 0836-2375678, Mobile +91 94480 51534, +91 94800 28018
E-mail - radhabengeri@gmail.com, shrikrishnaaqua@gmail.com

ANNEXURE-01
Format No: SKAEW/7.8/RF/C/01

ANALYSIS REPORT OF AMBIENT AIR QUALITY DATA

Name of the Industry	:	BMM Ispat Ltd., Danapur, Hosapete Taluk, Vijayanagara District.
Customer Reference	:	WORKORDER NO.. 4500005206 DATED 05.06.2026
Sample collected by	:	Shri Krishna Aqua Engineering Works
Discipline	:	Chemical
Group	:	Atmospheric Pollution
Sample Type	:	Ambient Air Quality Monitoring
Particulars of Sample Collected	:	CO Analyzer
Month	:	**OCTOBER-2026**
Location	:	**A1-Danapur Village**
Duration of Monitoring	:	1 Hour
Report Issued Date	:	**03.11.2026**
Report Number	:	**SKAEW/BMMIL/NAAQ/2026-27/0073**

RESULTS

Sl. No.	Date of Sampling	Sample Code	CO (1 Hour) [mg/m³]	Standard
1	05.10.2026	314	<0.01	4.0
2	06.10.2026	331	0.14	
3	12.10.2026	392	<0.01	
4	13.10.2026	400	0.12	
5	19.10.2026	431	0.16	
6	20.10.2026	444	0.10	
7	26.10.2026	519	<0.01	
8	27.10.2026	533	<0.01	

Note: **CO** - CO Analyzer Manual (1 Hour)
ND - Not Detected

SL NO	INSTRUMENT DETAILS	
1	Instrument Name	CO Gas Detector
2	Make & Model	UNIPHOS &-320(M)
3	Serial No	B190255
4	Calibration Date	28.01.2026
5	Calibration Due Date	27.01.2027

INFERENCE	As per NAAQMS Standards (2009), Report Status: - Measured Values for the above parameters are within the limit

Reviewed & Authorized Signatory

R.M. Bengeri

Mrs. Radha M Bengeri
Technical Manager

Note:
1. All results pertain to the sample received and tested only.
2. Samples are Retained for 15 days after issue of test reports.
3. (*) Details as Furnished by Customer.
4. Total BDL - Below Detectable Limit, DL - Detection Limit.
5. This report is not to be reproduced either wholly or in part and cannot be used as an evidence in the court of Law and should not be used in any advertising media without written approval of the laboratory. Subjected to Hubli Jurisdiction.

AMBIENT AIR QUALITY MONITORING

Location: A 1- Danapura

Address: T Kotresh S/o T Thyappa Vyasanjere colony Danapur Near VRM Hospital









AMBIENT AIR QUALITY MONITORING

Location: A 1 - Danapura

Address: T Kotresh S/o T Thyappa Vyasanjere colony Danapur Near VRM Hospital









SHRI KRISHNA AQUA ENGINEERING WORKS

H NO 3 & 4, LIMBUWALA BUILDING, PRAGATI COLONY,
1ST CROSS, VIDYANAGAR, HUBLI, DHARWAD, KARNATAKA, INDIA
Tel 0836-2375678 Mobile +91 94480 51534 +91 94800 28018,
E-mail - radhabengeri@gmail.com, shrikrishnaaqua@gmail.com

TC-17231

ANNEXURE-02
Format No: SKAEW/7.8/RF/C/01

ANALYSIS REPORT OF AMBIENT AIR QUALITY DATA

RESULTS

Name of the Industry	:	BMM Ispat Ltd., Danapur, Hosapete Taluk, Vijayanagara District.
Customer Reference	:	WORKORDER NO.. 4500005206 Dated 05.06.2026
Sample collected by	:	Shri Krishna Aqua Engineering Works
Discipline	:	Chemical
Group	:	Atmospheric Pollution
Sample Type	:	Ambient Air Quality Monitoring
Particulars of Sample Collected	:	Respirable Dust Sampler, FPS Sampler
Month	:	**OCTOBER-2026**
Location	:	**A2-Mariyammanahalli Village**
Duration of Monitoring	:	24 Hour
Report Issued Date	:	**03.11.2026**
Report Number	:	**ULR-TC172312600000074**

Parameters			PM_{10} [µg/m³]		$PM_{2.5}$ [µg/m³]		SO_2 [µg/m³]		NO_2 [µg/m³]	
Reference Method			IS:5182: 2006 (Part-23) (RF-2022)		IS 5182 (Part 24): 2019 (RF-2024)		IS:5182: (Part-2) Sec 1:2023		IS :5182: (Part-6) 2006 (RF-2022)	
Date of Sampling	Date of Sample Received	Sample Code	Result	STD	Result	STD	Result	STD	Result	STD
05.10.2026	06.10.2026	315	67.04		17.43		7.83		10.13	
06.10.2026	07.10.2026	332	50.15		24.59		9.28		11.17	
14.10.2026	15.10.2026	404	65.20		21.77		7.83		9.42	
15.10.2026	16.10.2026	406	52.90		23.19		9.95		12.55	
19.10.2026	20.10.2026	432	60.97	**100**	11.42	**60**	9.73	**80**	13.82	**80**
20.10.2026	21.10.2026	445	53.03		15.69		9.08		10.28	
28.10.2026	29.10.2026	549	65.22		10.53		8.97		12.90	
29.10.2026	30.10.2026	561	56.91		17.98		9.74		13.83	
Average			**58.93**		**17.83**		**09.05**		**11.76**	

SL NO	INSTRUMENT DETAILS		
1	**Instrument Name**	Respirable Dust Sampler (RDS)	Fine Particulate Sampler (FPS)
2	**Make & Model**	Envirotech Instrument/APM 460BL	ETCL/APM-173 MFC
3	**Serial No**	R.D.S. / 1575-DTC-2005	PM10/PM2.55 Sampler /52-2020
4	**Calibration Date**	04.09.2026	04.09.2026
5	**Calibration Due Date**	03.09.2027	03.09.2027

INFERENCE	**As per NAAQMS Standards (2009),** **Report Status: - Measured Values for the above parameters are within the limit.**

****End of the Report****

Reviewed & Authorized Signatory

R.M. Bengeri

Mrs. Radha M Bengeri
Technical Manger

Note:
1. All results pertain to the sample received and tested only.
2. Samples are Retained for 15 days after issue of test reports.
3. (*) Details as Furnished by Customer.
4. Total BDL - Below Detectable Limit, DL - Detection Limit.
5. This report is not to be reproduced either wholly or in part and cannot be used as an evidence in the court of Law and should not be used in any advertising media without written approval of the laboratory. Subjected to Hubli Jurisdiction.

SHRI KRISHNA AQUA ENGINEERING WORKS

H NO 3 & 4, LIMBUWALA BUILDING, PRAGATI COLONY,
1ST CROSS, VIDYANAGAR, HUBLI, DHARWAD, KARNATAKA, INDIA.
Tel : 0836-2375678, Mobile : +91 94480 51534, +91 94800 28018,
E-mail : radhabengeri@gmail.com, shrikrishnaaqua@gmail.com

ANNEXURE-02
Format No: SKAEW/7.8/RF/C/01

ANALYSIS REPORT OF AMBIENT AIR QUALITY DATA

Name of the Industry	:	BMM Ispat Ltd., Danapur, Hosapete Taluk, Vijayanagara District.
Customer Reference	:	WORKORDER NO.. 4500005206 DATED 05.06.2026
Sample collected by	:	Shri Krishna Aqua Engineering Works
Discipline	:	Chemical
Group	:	Atmospheric Pollution
Sample Type	:	Ambient Air Quality Monitoring
Particulars of Sample Collected	:	CO Analyser
Month	:	**OCTOBER-2026**
Location	:	**A2-Mariyammanahalli Village**
Duration of Monitoring	:	1 Hour
Report Issued Date	:	**03.11.2026**
Report Number	:	**SKAEW/BMMIL/NAAQ/2026-27/0074**

RESULTS

Sl. No.	Date of Sampling	Sample Code	CO (1 Hour) [mg/m³]	Standard
1	05.10.2026	315	0.24	4.0
2	06.10.2026	332	0.16	
3	14.10.2026	404	0.18	
4	15.10.2026	406	0.12	
5	19.10.2026	432	0.10	
6	20.10.2026	445	0.16	
7	28.10.2026	549	0.12	
8	29.10.2026	561	0.14	

Note: CO - CO Analyzer Manual (1 Hour)
ND - Not Detected

SL NO	INSTRUMENT DETAILS	
1	Instrument Name	CO Gas Detector
2	Make & Model	UNIPHOS &-320(M)
3	Serial No	B190255
4	Calibration Date	28.01.2026
5	Calibration Due Date	27.01.2027

INFERENCE	As per NAAQMS Standards (2009), Report Status: - Measured Values for the above parameters are within the limit

Reviewed & Authorized Signatory

R.M. Bengeri

Mrs. Radha M Bengeri
Technical Manager

Note:
1. All results pertain to the sample received and tested only.
2. Samples are Retained for 15 days after issue of test reports.
3. (*) Details as Furnished by Customer.
4. Total BDL - Below Detectable Limit, DL - Detection Limit.
5. This report is not to be reproduced either wholly or in part and cannot be used as an evidence in the court of Law and should not be used in any advertising media without written approval of the laboratory. Subjected to Hubli Jurisdiction.

AMBIENT AIR QUALITY MONITORING

Location: A 2 -Mariyammanahalli

Address: Maruthi G S/o Uppar Ramappa 6th ward venkatapura road, MM Halli









AMBIENT AIR QUALITY MONITORING

Location: A 2 - Mariyammanahalli

Address: Maruthi G S/o Uppar Ramappa 6th ward venkatapura road, MM Halli









SHRI KRISHNA AQUA ENGINEERING WORKS

H NO 3 & 4, LIMBUWALA BUILDING, PRAGATI COLONY,
1ST CROSS VIDYANAGAR, HUBLI DHARWAD, KARNATAKA INDIA
Tel 0836-2375678, Mobile +91 94480 51534 +91 94800 28018,
E-mail - radhabengeri@gmail.com, shrikrishnaaqua@gmail.com

TC-17231

ANNEXURE-03
Format No: SKAEW/7.8/RF/C/01

ANALYSIS REPORT OF AMBIENT AIR QUALITY DATA

Name of the Industry	:	BMM Ispat Ltd., Danapur, Hosapete Taluk, Vijayanagara District.
Customer Reference	:	WORKORDER NO.. 4500005206 Dated 05.06.2026
Sample collected by	:	Shri Krishna Aqua Engineering Works
Discipline	:	Chemical
Group	:	Atmospheric Pollution
Sample Type	:	Ambient Air Quality Monitoring
Particulars of Sample Collected	:	Respirable Dust Sampler, FPS Sampler
Month	:	**OCTOBER-2026**
Location	:	**A3-Hanumanahalli Village**
Duration of Monitoring	:	24 Hour
Report Issued Date	:	**03.11.2026**
Report Number	:	**ULR-TC172312600000083**

RESULTS

Parameters			PM_{10} [µg/m³]		$PM_{2.5}$ [µg/m³]		SO_2 [µg/m³]		NO_2 [µg/m³]	
Reference Method			IS:5182: 2006 (Part-23) (RF-2022)		IS 5182 (Part 24): 2019 (RF-2024)		IS:5182: (Part-2) Sec 1:2023		IS :5182: (Part-6) 2006 (RF-2022)	
Date of Sampling	Date of Sample Received	Sample Code	Result	STD	Result	STD	Result	STD	Result	STD
07.10.2026	08.10.2026	347	56.35		11.51		7.34		9.43	
08.10.2026	09.10.2026	360	65.90		22.28		8.57		11.66	
12.10.2026	13.10.2026	393	54.45		12.36		7.46		8.44	
13.10.2026	14.10.2026	401	65.31		15.92		8.77		10.28	
21.10.2026	22.10.2026	449	50.14	**100**	17.44	**60**	8.04	**80**	8.69	**80**
22.10.2026	23.10.2026	463	47.19		13.11		7.42		11.91	
26.10.2026	27.10.2026	520	52.16		10.92		7.25		11.64	
27.10.2026	28.10.2026	534	50.85		16.53		8.58		9.76	
Average			**55.30**		**15.01**		**7.93**		**10.23**	

SL NO	INSTRUMENT DETAILS		
1	**Instrument Name**	Respirable Dust Sampler (RDS)	Fine Particulate Sampler (FPS)
2	**Make &Model**	Envirotech Instrument/APM 460BL	Titan /FPS/APM-700
3	**Serial No**	R.D.S. / 140-DTH-2013	FPS/101-C-13
4	**Calibration Date**	28.01.2026	04.09.2026
5	**Calibration Due Date**	27.01.2027	03.09.2027

INFERENCE	**As per NAAQMS Standards (2009),** **Report Status: - Measured Values for the above parameters are within the limit.**

****End of the Report****

Reviewed & Authorized Signatory

R.M. Bengeri

Mrs. Radha M Bengeri
Technical Manger

Note:
1. All results pertain to the sample received and tested only.
2. Samples are Retained for 15 days after issue of test reports.
3. (*) Details as Furnished by Customer.
4. Total BDL - Below Detectable Limit, DL - Detection Limit.
5. This report is not to be reproduced either wholly or in part and cannot be used as an evidence in the court of Law and should not be used in any advertising media without written approval of the laboratory. Subjected to Hubli Jurisdiction.

SHRI KRISHNA AQUA ENGINEERING WORKS

H NO 3 & 4 LIMBUWALA BUILDING, PRAGATI COLONY,
1ST CROSS, VIDYANAGAR, HUBLI, DHARWAD, KARNATAKA, INDIA.
Tel 0836-2375678 Mobile +91 94480 51534, +91 94800 28018.
E-mail - radhabengeri@gmail.com, shrikrishnaaqua@gmail.com

ANNEXURE-03
Format No: SKAEW/7.8/RF/C/01

ANALYSIS REPORT OF AMBIENT AIR QUALITY DATA

Name of the Industry	:	BMM Ispat Ltd., Danapur, Hosapete Taluk, Vijayanagara District.
Customer Reference	:	WORKORDER NO.. 4500005206 DATED 05.06.2026
Sample collected by	:	Shri Krishna Aqua Engineering Works
Discipline	:	Chemical
Group	:	Atmospheric Pollution
Sample Type	:	Ambient Air Quality Monitoring
Particulars of Sample Collected	:	CO Analyzer
Month	:	**OCTOBER-2026**
Location	:	**A3-Hanumanahalli Village**
Duration of Monitoring	:	1 Hour
Report Issued Date	:	**03.11.2026**
Report Number	:	**SKAEW/BMMIL/NAAQ/2026-27/0083**

RESULTS

Sl. No.	Date of Sampling	Sample Code	CO (1 Hour) [mg/m³]	Standard
1	07.10.2026	347	0.10	4.0
2	08.10.2026	360	<0.01	
3	12.10.2026	393	<0.01	
4	13.10.2026	401	0.14	
5	21.10.2026	449	0.10	
6	22.10.2026	463	0.12	
7	26.10.2026	520	0.10	
8	27.10.2026	534	<0.01	

Note: **CO** - CO Analyzer Manual (1 Hour)
ND - Not Detected

SL NO	INSTRUMENT DETAILS	
1	Instrument Name	CO Gas Detector
2	Make & Model	UNIPHOS &-320(M)
3	Serial No	B190255
4	Calibration Date	28.01.2026
5	Calibration Due Date	27.01.2027

INFERENCE	As per NAAQMS Standards (2009), Report Status: - Measured Values for the above parameters are within the limit

Reviewed & Authorized Signatory

R.M. Bengeri

Mrs. Radha M Bengeri
Technical Manager

Note:
1. All results pertain to the sample received and tested only.
2. Samples are Retained for 15 days after issue of test reports.
3. (*) Details as Furnished by Customer.
4. Total BDL - Below Detectable Limit, DL - Detection Limit.
5. This report is not to be reproduced either wholly or in part and cannot be used as an evidence in the court of Law and should not be used in any advertising media without written approval of the laboratory. Subjected to Hubli Jurisdiction.

AMBIENT AIR QUALITY MONITORING

Location: A 3- Hanumanahalli

Address: BMM OHC Hospital Hanumanahalli near STP









AMBIENT AIR QUALITY MONITORING

Location: A 3- Hanumanahalli

Address: BMM OHC Hospital Hanumanahalli near STP









SHRI KRISHNA AQUA ENGINEERING WORKS

H NO 3 & 4, LIMBUWALA BUILDING, PRAGATI COLONY,
1ST CROSS, VIDYANAGAR, HUBLI, DHARWAD, KARNATAKA, INDIA.
Tel : 0836-2375678, Mobile : +91 94480 51534, +91 94800 28018,
E-mail : radhabengeri@gmail.com, shrikrishnaaqua@gmail.com

TC-17231

ANNEXURE-04
Format No: SKAEW/7.8/RF/C/01

ANALYSIS REPORT OF AMBIENT AIR QUALITY DATA

Name of the Industry	:	BMM Ispat Ltd., Danapur, Hosapete Taluk, Vijayanagara District.
Customer Reference	:	WORKORDER NO.. 4500005206 Dated 05.06.2026
Sample collected by	:	Shri Krishna Aqua Engineering Works
Discipline	:	Chemical
Group	:	Atmospheric Pollution
Sample Type	:	Ambient Air Quality Monitoring
Particulars of Sample Collected	:	Respirable Dust Sampler, FPS Sampler
Month	:	**OCTOBER-2026**
Location	:	**A4-Galemmanagudi Village**
Duration of Monitoring	:	24 Hour
Report Issue Date	:	**03.11.2026**
Report Number	:	**ULR-TC172312600000075**

RESULTS

Parameters			PM_{10} [µg/m³]		$PM_{2.5}$ [µg/m³]		SO_2 [µg/m³]		NO_2 [µg/m³]	
Reference Method			IS:5182: 2006 (Part-23) (RF-2022)		IS 5182 (Part 24): 2019 (RF-2024)		IS:5182: (Part-2) Sec 1:2023		IS :5182: (Part-6) 2006 (RF-2022)	
Date of Sampling	Date of Sample Received	Sample Code	Result	STD	Result	STD	Result	STD	Result	STD
05.10.2026	06.10.2026	316	59.44		9.26		7.03		9.67	
06.10.2026	07.10.2026	333	67.62		11.38		8.21		12.61	
14.10.2026	15.10.2026	405	58.72		14.74		9.68		12.25	
15.10.2026	16.10.2026	407	53.72		15.79		7.69		10.37	
19.10.2026	20.10.2026	433	60.67	**100**	13.63	**60**	9.73	**80**	10.51	**80**
20.10.2026	21.10.2026	446	56.90		11.59		7.42		10.72	
28.10.2026	29.10.2026	550	58.86		14.98		7.56		8.29	
29.10.2026	30.10.2026	562	69.51		13.47		8.55		9.98	
Average			**60.68**		**13.11**		**08.23**		**10.55**	

SL NO	INSTRUMENT DETAILS		
1	**Instrument Name**	Respirable Dust Sampler (RDS)	Combo Sampler
2	**Make &Model**	Envirotech Instrument/APM 460BL	Ecotech Instruments /AAS-271
3	**Serial No**	R.D.S. / 197-C-36	12-B-109
4	**Calibration Date**	04.09.2026	04.09.2026
5	**Calibration Due Date**	03.09.2027	03.09.2027

INFERENCE	**As per NAAQMS Standards (2009),** **Report Status: - Measured Values for the above parameters are within the limit.**

****End of the Report****

Reviewed & Authorized Signatory

R.M. Bengeri

Mrs. Radha M Bengeri
Technical Manger

Note:
1. All results pertain to the sample received and tested only.
2. Samples are Retained for 15 days after issue of test reports.
3. (*) Details as Furnished by Customer.
4. Total BDL - Below Detectable Limit, DL - Detection Limit.
5. This report is not to be reproduced either wholly or in part and cannot be used as an evidence in the court of Law and should not be used in any advertising media without written approval of the laboratory. Subjected to Hubli Jurisdiction.

SHRI KRISHNA AQUA ENGINEERING WORKS

H NO 3 & 4 LIMBUWALA BUILDING PRAGATI COLONY,
1ST CROSS, VIDYANAGAR HUBLI DHARWAD KARNATAKA INDIA.
Tel 0836-2375678 Mobile +91 94480 51534, +91 94800 28018.
E-mail - radhabengeri@gmail.com, shrikrishnaaqua@gmail.com

ANNEXURE-04
Format No: SKAEW/7.8/RF/C/01

ANALYSIS REPORT OF AMBIENT AIR QUALITY DATA

Name of the Industry	:	BMM Ispat Ltd., Danapur, Hosapete Taluk, Vijayanagara District.
Customer Reference	:	WORKORDER NO.. 4500005206 DATED 05.06.2026
Sample collected by	:	Shri Krishna Aqua Engineering Works
Discipline	:	Chemical
Group	:	Atmospheric Pollution
Sample Type	:	Ambient Air Quality Monitoring
Particulars of Sample Collected	:	CO Analyser
Month	:	**OCTOBER-2026**
Location	:	**A4-Galemmanagudi Village**
Duration of Monitoring	:	1 Hour
Report Issued Date	:	**03.11.2026**
Report Number	:	**SKAEW/BMMIL/NAAQ/2026-27/0075**

RESULTS

Sl. No.	Date of Sampling	Sample Code	CO (1 Hour) [mg/m³]	Standard
1	05.10.2026	316	0.12	4.0
2	06.10.2026	333	0.18	
3	14.10.2026	405	0.12	
4	15.10.2026	407	0.16	
5	19.10.2026	433	0.12	
6	20.10.2026	446	0.18	
7	28.10.2026	550	0.12	
8	29.10.2026	562	0.16	

Note: CO - CO Analyzer Manual (1 Hour)
ND - Not Detected

SL NO	INSTRUMENT DETAILS	
1	Instrument Name	CO Gas Detector
2	Make & Model	UNIPHOS &-320(M)
3	Serial No	B190255
4	Calibration Date	28.01.2026
5	Calibration Due Date	27.01.2027

INFERENCE	As per NAAQMS Standards (2009), Report Status: - Measured Values for the above parameters are within the limit

Reviewed & Authorized Signatory

R.M. Bengeri

Mrs. Radha M Bengeri
Technical Manager

Note:
1. All results pertain to the sample received and tested only.
2. Samples are Retained for 15 days after issue of test reports.
3. (*) Details as Furnished by Customer.
4. Total BDL - Below Detectable Limit, DL - Detection Limit.
5. This report is not to be reproduced either wholly or in part and cannot be used as an evidence in the court of Law and should not be used in any advertising media without written approval of the laboratory. Subjected to Hubli Jurisdiction.

AMBIENT AIR QUALITY MONITORING

Location: A 4 -Galemmanagudi

Address: Jeevan Galemmanagudi Village near welcome board Hanumanhalli Post.









AMBIENT AIR QUALITY MONITORING

Location: A 4- Galemmanagudi

Address: Jeevan Galemmanagudi Village near welcome board Hanumanhalli Post.









SHRI KRISHNA AQUA ENGINEERING WORKS

H NO 3 & 4, LIMBUWALA BUILDING, PRAGATI COLONY,
1ST CROSS, VIDYANAGAR, HUBLI DHARWAD, KARNATAKA, INDIA.
Tel : 0836-2375678, Mobile : +91 94480 51534, +91 94800 28018,
E-mail - radhabengeri@gmail.com, shrikrishnaaqua@gmail.com

TC-17231

ANNEXURE-05
Format No: SKAEW/7.8/RF/C/01

ANALYSIS REPORT OF AMBIENT AIR QUALITY DATA

Name of the Industry	:	BMM Ispat Ltd., Danapur, Hosapete Taluk, Vijayanagara District.
Customer Reference	:	WORKORDER NO.. 4500005206 Dated 05.06.2026
Sample collected by	:	Shri Krishna Aqua Engineering Works
Discipline	:	Chemical
Group	:	Atmospheric Pollution
Sample Type	:	Ambient Air Quality Monitoring
Particulars of Sample Collected	:	Respirable Dust Sampler, FPS Sampler
Month	:	**OCTOBER-2026**
Location	:	**A5-G Nagalapura Village**
Duration of Monitoring	:	24 Hour
Report Issue Date	:	**03.11.2026**
Report Number	:	**ULR-TC172312600000076**

RESULTS

Parameters			PM10 [µg/m3]		PM2.5 [µg/m3]		SO2 [µg/m3]		NO2 [µg/m3]	
Reference Method			IS:5182: 2006 (Part-23) (RF-2022)		IS 5182 (Part 24): 2019 (RF-2024)		IS:5182: (Part-2) Sec 1:2023		IS :5182: (Part-6) 2006 (RF-2022)	
Date of Sampling	Date of Received Sample	Sample Code	Result	STD	Result	STD	Result	STD	Result	STD
05.10.2026	06.10.2026	317	49.57		10.09		6.71		9.28	
06.10.2026	07.10.2026	334	55.62		7.92		9.49		10.55	
12.10.2026	13.10.2026	394	53.55		13.11		8.23		9.30	
13.10.2026	14.10.2026	402	48.82		9.88		8.02		10.04	
19.10.2026	20.10.2026	434	41.10	**100**	10.22	**60**	7.07	**80**	9.77	**80**
20.10.2026	21.10.2026	447	46.00		11.97		7.35		9.62	
26.10.2026	27.10.2026	521	42.18		9.59		6.90		9.54	
27.10.2026	28.10.2026	535	52.43		9.03		7.29		7.70	
Average			**48.66**		**10.23**		**7.63**		**09.47**	

SL NO	INSTRUMENT DETAILS		
1	**Instrument Name**	Respirable Dust Sampler (RDS)	Combo Sampler
2	**Make &Model**	Envirotech Instrument/APM 460BL	Ecotech Instruments /AAS-271
3	**Serial No**	R.D.S. / 199-C-37	12-D-112
4	**Calibration Date**	04.09.2026	04.09.2026
5	**Calibration Due Date**	03.09.2027	03.09.2027

INFERENCE	**As per NAAQMS Standards (2009),** **Report Status: - Measured Values for the above parameters are within the limit.**

****End of the Report****

Reviewed & Authorized Signatory

R.M. Bengeri

Mrs. Radha M Bengeri
Technical Manger

Note:

1. All results pertain to the sample received and tested only.
2. Samples are Retained for 15 days after issue of test reports.
3. (*) Details as Furnished by Customer.
4. Total BDL - Below Detectable Limit, DL - Detection Limit.
5. This report is not to be reproduced either wholly or in part and cannot be used as an evidence in the court of Law and should not be used in any advertising media without written approval of the laboratory. Subjected to Hubli Jurisdiction.

SHRI KRISHNA AQUA ENGINEERING WORKS

H NO 3 & 4 LIMBUWALA BUILDING PRAGATI COLONY,
1ST CROSS VIDYANAGAR HUBLI DHARWAD KARNATAKA, INDIA.
Tel 0836-2375678, Mobile +91 94480 51534, +91 94800 28018,
E-mail - radhabengeri@gmail.com, shrikrishnaaqua@gmail.com

ANNEXURE-05
Format No: SKAEW/7.8/RF/C/01

ANALYSIS REPORT OF AMBIENT AIR QUALITY DATA

Name of the Industry	:	BMM Ispat Ltd., Danapur, Hosapete Taluk, Vijayanagara District.
Customer Reference	:	WORKORDER NO.. 4500005206 DATED 05.06.2026
Sample collected by	:	Shri Krishna Aqua Engineering Works
Discipline	:	Chemical
Group	:	Atmospheric Pollution
Sample Type	:	Ambient Air Quality Monitoring
Particulars of Sample Collected	:	CO Analyser
Month	:	**OCTOBER-2026**
Location	:	**A5- G Nagalapura Village**
Duration of Monitoring	:	1 Hour
Report Issued Date	:	**03.11.2026**
Report Number	:	**SKAEW/BMMIL/NAAQ/2026-27/0076**

RESULTS

Sl. No.	Date of Sampling	Sample Code	CO (1 Hour) [mg/m³]	Standard
1	05.10.2026	317	<0.01	4.0
2	06.10.2026	334	<0.01	
3	12.10.2026	394	<0.01	
4	13.10.2026	402	<0.01	
5	19.10.2026	434	<0.01	
6	20.10.2026	447	<0.01	
7	26.10.2026	521	<0.01	
8	27.10.2026	535	<0.01	

Note: CO - CO Analyzer Manual (1 Hour)
ND - Not Detected

SL NO	INSTRUMENT DETAILS	
1	Instrument Name	CO Gas Detector
2	Make & Model	UNIPHOS &-320(M)
3	Serial No	B190255
4	Calibration Date	28.01.2026
5	Calibration Due Date	27.01.2027

INFERENCE	As per NAAQMS Standards (2009), Report Status: - Measured Values for the above parameters are within the limit

Reviewed & Authorized Signatory

R.M. Bengeri

Mrs. Radha M Bengeri
Technical Manager

Note:
1. All results pertain to the sample received and tested only.
2. Samples are Retained for 15 days after issue of test reports.
3. (*) Details as Furnished by Customer.
4. Total BDL - Below Detectable Limit, DL - Detection Limit.
5. This report is not to be reproduced either wholly or in part and cannot be used as an evidence in the court of Law and should not be used in any advertising media without written approval of the laboratory. Subjected to Hubli Jurisdiction.

AMBIENT AIR QUALITY MONITORING

Location: A 5- G Nagalapura

Address: B Manjunath S/o B Hemanna G Nagalapura Hospet









AMBIENT AIR QUALITY MONITORING

Location: A 5- G Nagalapura

Address: B Manjunath S/o B Hemanna G Nagalapura Hospet









SHRI KRISHNA AQUA ENGINEERING WORKS

H NO 3 & 4, LIMBUWALA BUILDING, PRAGATI COLONY,
1ST CROSS, VIDYANAGAR, HUBLI, DHARWAD, KARNATAKA INDIA
Tel 0836-2375678, Mobile +91 94480 51534 +91 94800 28018,
E-mail - radhabengeri@gmail.com, shrikrishnaaqua@gmail.com

TC-17231

ANNEXURE-06
Format No: SKAEW/7.8/RF/C/01

ANALYSIS REPORT OF AMBIENT AIR QUALITY DATA

Name of the Industry	:	BMM Ispat Ltd., Danapur, Hosapete Taluk, Vijayanagara District.
Customer Reference	:	WORKORDER NO.. 4500005206 Dated 05.06.2026
Sample collected by	:	Shri Krishna Aqua Engineering Works
Discipline	:	Chemical
Group	:	Atmospheric Pollution
Sample Type	:	Ambient Air Quality Monitoring
Particulars of Sample Collected	:	Respirable Dust Sampler, FPS Sampler
Month	:	**OCTOBER-2026**
Location	:	**A6-Gunda Tanda Village**
Duration of Monitoring	:	24 Hour
Report Issue Date	:	**03.11.2026**
Report Number	:	**ULR-TC172312600000084**

RESULTS

Parameters			PM_{10} [µg/m³]		$PM_{2.5}$ [µg/m³]		SO_2 [µg/m³]		NO_2 [µg/m³]	
Reference Method			IS:5182: 2006 (Part-23) (RF-2022)		IS 5182 (Part 24): 2019 (RF-2024)		IS:5182: (Part-2) Sec 1:2023		IS :5182: (Part-6) 2006 (RF-2022)	
Date of Sampling	Date of Received Sample	Sample Code	Result	STD	Result	STD	Result	STD	Result	STD
07.10.2026	08.10.2026	348	50.89		15.14		8.60		9.73	
08.10.2026	09.10.2026	361	46.09		17.21		9.25		10.56	
12.10.2026	13.10.2026	395	61.23		15.12		8.19		12.25	
13.10.2026	14.10.2026	403	54.31		11.40		7.61		9.53	
21.10.2026	22.10.2026	450	58.52	**100**	17.64	**60**	7.42	**80**	11.59	**80**
22.10.2026	23.10.2026	464	46.43		13.55		6.71		8.68	
26.10.2026	27.10.2026	522	52.82		12.34		9.95		10.14	
27.10.2026	28.10.2026	536	42.55		8.45		8.19		9.71	
Average			**51.60**		**13.86**		**08.24**		**10.27**	

SL NO	INSTRUMENT DETAILS		
1	**Instrument Name**	Respirable Dust Sampler (RDS)	Fine Particulate Sampler (FPS)
2	**Make &Model**	Envirotech Instrument/APM 460BL	Titan /FPS/APM-700
3	**Serial No**	R.D.S. / 1402-DTK-2001	FPS/102-C-13
4	**Calibration Date**	04.09.2026	04.09.2026
5	**Calibration Due Date**	03.09.2027	03.09.2027

INFERENCE	**As per NAAQMS Standards (2009),** **Report Status: - Measured Values for the above parameters are within the limit.**

****End of the Report****

Reviewed & Authorized Signatory

R.M. Bengeri

Mrs. Radha M Bengeri
Technical Manger

Note:

1. All results pertain to the sample received and tested only.
2. Samples are Retained for 15 days after issue of test reports.
3. (*) Details as Furnished by Customer.
4. Total BDL - Below Detectable Limit, DL - Detection Limit.
5. This report is not to be reproduced either wholly or in part and cannot be used as an evidence in the court of Law and should not be used in any advertising media without written approval of the laboratory. Subjected to Hubli Jurisdiction.

SHRI KRISHNA AQUA ENGINEERING WORKS

H NO 3 & 4 LIMBUWALA BUILDING PRAGATI COLONY,
1ST CROSS VIDYANAGAR, HUBLI, DHARWAD, KARNATAKA, INDIA
Tel 0836-2375678 Mobile +91 94480 51534, +91 94800 28018,
E-mail - radhabengeri@gmail.com, shrikrishnaaqua@gmail.com

ANNEXURE-06
Format No: SKAEW/7.8/RF/C/01

ANALYSIS REPORT OF AMBIENT AIR QUALITY DATA

Name of the Industry	:	BMM Ispat Ltd., Danapur, Hosapete Taluk, Vijayanagara District.
Customer Reference	:	WORKORDER NO.. 4500005206 DATED 05.06.2026
Sample collected by	:	Shri Krishna Aqua Engineering Works
Discipline	:	Chemical
Group	:	Atmospheric Pollution
Sample Type	:	Ambient Air Quality Monitoring
Particulars of Sample Collected	:	CO Analyser
Month	:	**OCTOBER-2026**
Location	:	**A6-Gunda Tanda Village**
Duration of Monitoring	:	1 Hour
Report Issued Date	:	**03.11.2026**
Report Number	:	**SKAEW/BMMIL/NAAQ/2026-27/0084**

RESULTS

Sl. No.	Date of Sampling	Sample Code	CO (1 Hour) [mg/m³]	Standard
1	07.10.2026	348	<0.01	4.0
2	08.10.2026	361	<0.01	
3	12.10.2026	395	0.10	
4	13.10.2026	403	<0.01	
5	21.10.2026	450	<0.01	
6	22.10.2026	464	<0.01	
7	26.10.2026	522	<0.01	
8	27.10.2026	536	<0.01	

Note: CO - CO Analyzer Manual (1 Hour)
ND - Not Detected

SL NO	INSTRUMENT DETAILS	
1	Instrument Name	CO Gas Detector
2	Make & Model	UNIPHOS &-320(M)
3	Serial No	B190255
4	Calibration Date	28.01.2026
5	Calibration Due Date	27.01.2027

INFERENCE	As per NAAQMS Standards (2009), Report Status: - Measured Values for the above parameters are within the limit

Reviewed & Authorized Signatory

R.M. Bengeri

Mrs. Radha M Bengeri
Technical Manager

Note:
1. All results pertain to the sample received and tested only.
2. Samples are Retained for 15 days after issue of test reports.
3. (*) Details as Furnished by Customer.
4. Total BDL - Below Detectable Limit, DL - Detection Limit.
5. This report is not to be reproduced either wholly or in part and cannot be used as an evidence in the court of Law and should not be used in any advertising media without written approval of the laboratory. Subjected to Hubli Jurisdiction.

AMBIENT AIR QUALITY MONITORING

Location: A 6 – Gunda Thanda

Address: BMM Quarters









AMBIENT AIR QUALITY MONITORING

Location: A 6 – Gunda Thanda

Address: BMM Quarters









SHRI KRISHNA AQUA ENGINEERING WORKS

H NO 3 & 4 LIMBUWALA BUILDING, PRAGATI COLONY
1ST CROSS, VIDYANAGAR, HUBLI, DHARWAD, KARNATAKA, INDIA.
Tel 0836-2375678 Mobile +91 94480 51534, +91 94800 28018
E-mail : radhabengeri@gmail.com shrikrishnaaqua@gmail.com

ANNEXURE-07
Format No: SKAEW/7.8/RF/C/01

FORTNIGHTLY FUGITIVE AIR QUALITY MONITORING DATA

1	Name of the Industry	:	BMM Ispat Ltd., Danapur, Hosapete Taluk, Vijayanagara District.
2	Customer Reference	:	WORKORDER NO.. 4500005206 DATED 05.06.2026
3	Sample collected by	:	Shri Krishna Aqua Engineering Works,
4	Particulars of sample collected	:	HVS Sampler (HVS-01, HVS-02, HVS-03, HVS-04, HVS-05)
5	Month	:	**(1st Fort Night)**
6	Discipline	:	Chemical
7	Group	:	Atmospheric Pollution
8	Method adopted	:	IS 5182 (Part 4)1999 RA 2014
9	Report Issued Date	:	**03.11.2026**
10	Report Number	:	**SKAEW/BMMIL/FM/2026-27/0087**

RESULTS

Sl. No.	Location / Plant	Sample Code	Date Of Monitoring	Date Of Sample Receipt	SPM (µg/m³)	Standard
I. Beneficiation Plant-1						
1.	Near Iron Ore Bottom Hopper	353	07.10.2026	08.10.2026	907.05	**2000**
2.	Iron Ore Screen	354	07.10.2026	08.10.2026	1822.5	**2000**
3.	Near Air Compressor	355	07.10.2026	08.10.2026	1201.93	**2000**
II. Pellet Plant-I						
4.	Near Pellet Plant	356	07.10.2026	08.10.2026	1687.38	**2000**
5.	Annual Cooler Pellet Discharge bin	357	07.10.2026	08.10.2026	431.64	**2000**
6.	Pellet Stock Yard	377	09.10.2026	10.10.2026	772.48	**2000**
III. Sponge Iron Division-1 (kiln 1 & 2)						
7.	Control Room SID-1	387	10.10.2026	12.10.2026	1963.3	2000
8.	Near Product bin	388	10.10.2026	12.10.2026	1844.52	2000
9.	Coal Feeding Area	389	10.10.2026	12.10.2026	1933.63	2000
IV. Induction Furnace & Rolling Mill – 1						
10.	IF Office	378	09.10.2026	10.10.2026	1025.50	**2000**
11.	TMT Stock Yard	379	09.10.2026	10.10.2026	1821.66	**2000**
12.	RML Gasifier	380	09.10.2026	10.10.2026	1094.15	**2000**
V. Power Plant 25 MW-1						
13.	25 MW ESP	390	10.10.2026	12.10.2026	1288.16	**2000**
14.	25 MW ACC	398	12.10.2026	13.10.2026	1575.01	**2000**
VI. Site Services						
15.	PGP- coal handling system	381	09.10.2026	10.10.2026	306.62	**2000**
16.	IF Slag Crusher	391	10.10.2026	12.10.2026	261.34	**2000**
17.	Main Gate	399	12.10.2026	13.10.2026	708.97	**2000**
18.	Fly ash Dump	366	08.10.2026	09.10.2026	273.14	**2000**

SL NO	INSTRUMENT DETAILS	HVS-01	HVS-02	HVS-03	HVS-04	HVS-05
1	**Instrument Name**	High Volume Sampler	High Volume Sampler	High Volume Sampler	High Volume Sampler	High Volume Sampler
2	**Make &Model**	Enviro Instrumets/EI-043	Enviro Instrumets/EI-043	Enviro Instrumets/EI-043	Enviro Instrumets/EI-043	Enviro Instrumets/EI-043
3	**Serial No**	H.V.S./47-J-2025	H.V.S./ 48-J-2025	H.V.S./ 49-J-2025	H.V.S./ 50-J-2025	H.V.S./ 51-J-2025
4	**Calibration Date**	28.01.2026	28.01.2026	28.01.2026	28.01.2026	28.01.2026
5	**Calibration Due Date**	27.01.2027	27.01.2027	27.01.2027	27.01.2027	27.01.2027

Note: SPM- Suspended Particulate matter. (µg/m³), **INFERENCE:** The Measured Values are within the limits.

****End of the Report****

Reviewed & Authorized Signatory

R.M. Bengeri

Mrs. Radha M Bengeri
Technical Manager

Note:
1. All results pertain to the sample received and tested only.
2. Samples are Retained for 15 days after issue of test reports.
3. (*) Details as Furnished by Customer.
4. Total BDL - Below Detectable Limit, DL - Detection Limit.
5. This report is not to be reproduced either wholly or in part and cannot be used as an evidence in the court of Law and should not be used in any advertising media without written approval of the laboratory. Subjected to Hubli Jurisdiction.

FUGITIVE EMISSION MONTORING ANNEXURE-7












ENVIRO INSTRUMENTS
HIGH VOLUME SAMPLER
MODEL NO. EI- 043
Pellet Stock Yard
Time: 09.10.2026 09:29AM
599J+RMR,Danapuram
Lat/Long: Lat 15.169478 Long
76.38168


ENVIRO INSTRUMENTS
HIGH VOLUME SAMPLER
MODEL NO. EI- 043
Lat/Long: Lat 15.169663 Long
76.377222


ENVIRO INSTRUMENTS
HIGH VOLUME SAMPLER
MODEL NO. EI- 043
TMT Stock Yard
Time: 09.10.2026 09:36AM
599G+VV9,Danapuram
Lat/Long: Lat 15.169663 Long
76.377222


ENVIRO INSTRUMENTS
HIGH VOLUME SAMPLER
MODEL NO. EI- 043
RML Gasifier
Time: 09.10.2026 09:46AM
599G+VV9,Danapuram
Lat/Long: Lat 15.169663 Long
76.377222


ENVIRO INSTRUMENTS
HIGH VOLUME SAMPLER
MODEL NO. EI- 043
Control Room SID-1
Time: 10.10.2026 09:37AM
59FG+28,Danapuram
Lat/Long: Lat 15.172618 Long
76.375643

FUGITIVE EMISSION MONITORING ANNEXURE-7











FUGITIVE EMISSION MONTORING ANNEXURE-7







SHRI KRISHNA AQUA ENGINEERING WORKS

H NO 3 & 4 LIMBUWALA BUILDING, PRAGATI COLONY,
1ST CROSS VIDYANAGAR HUBLI, DHARWAD, KARNATAKA, INDIA.
Tel 0836-2375678 Mobile +91 94480 51534, +91 94800 28018,
E-mail radhabengeri@gmail.com, shrikrishnaaqua@gmail.com

ANNEXURE-08
Format No: SKAEW/7.8/RF/C/01

FORTNIGHTLY FUGITIVE AIR QUALITY MONITORING DATA

1	Name of the Industry	:	BMM Ispat Ltd., Danapur, Hosapete Taluk, Vijayanagara District.
2	Customer Reference	:	WORKORDER NO.. 4500005206 DATED 05.06.2026
3	Sample collected by	:	Shri Krishna Aqua Engineering Works,
4	Particulars of sample collected	:	HVS Sampler (HVS-01, HVS-02, HVS-03, HVS-04, HVS-05)
5	Month	:	**(2nd Fort Night)**
6	Discipline	:	Chemical
7	Group	:	Atmospheric Pollution
8	Method adopted	:	IS 5182 (Part 4)1999 RA 2014
9	Report Issued Date	:	**03.11.2026**
10	Report Number	:	**SKAEW/BMMIL/FM/2026-27/0110**

RESULTS

Sl. NO.	Location / Plant	Sample Code	Date Of Monitoring	Date Of Sample Receipt	SPM (µg/m³)	Standard
I. Beneficiation Plant-1						
1.	Near Iron Ore Bottom Hopper	481	23.10.2026	24.10.2026	1788.21	**2000**
2.	Iron Ore Screen	482	23.10.2026	24.10.2026	1820.74	**2000**
3.	Near Air Compressor	483	23.10.2026	24.10.2026	1775.31	**2000**
II. Pellet Plant-I						
4.	Near Pellet Plant	484	23.10.2026	24.10.2026	1748.55	**2000**
5.	Annual Cooler Pellet Discharge bin	485	23.10.2026	24.10.2026	1823.66	**2000**
6.	Pellet Stock Yard	510	24.10.2026	26.10.2026	681.59	**2000**
III. Sponge Iron Division-1(kiln 1 & 2)						
7.	Control Room SID-I	527	26.10.2026	27.10.2026	1334.79	**2000**
8.	Near Product bin	528	26.10.2026	27.10.2026	1107.42	**2000**
9.	Coal Feeding Area	529	26.10.2026	27.10.2026	376.02	**2000**
IV. Induction Furnace & Rolling Mill						
10.	IF Office	511	24.10.2026	26.10.2026	1104.03	**2000**
11.	TMT Stock Yard	512	24.10.2026	26.10.2026	1627.55	**2000**
12.	RML Gasifier	513	24.10.2026	26.10.2026	893.76	**2000**
V. Power Plant 25 MW-1						
13.	25 MW ESP	530	26.10.2026	27.10.2026	1756.86	**2000**
14.	25 MW ACC	541	27.10.2026	28.10.2026	1815.22	**2000**
VI. Site Services						
15.	PGP- Coal handling system	514	24.10.2026	26.10.2026	402.01	**2000**
16.	IF Slag Crusher	531	26.10.2026	27.10.2026	1825.39	**2000**
17.	Main Gate	542	27.10.2026	28.10.2026	1091.22	**2000**
18.	Fly ash Dump	469	22.10.2026	23.10.2026	1025.21	**2000**

Note: SPM - Suspended Particulate matter (µg/m³), **INFERENCE:** The Measured Values are within the limits.

SL NO	INSTRUMENT DETAILS	HVS-01	HVS-02	HVS-03	HVS-04	HVS-05
1	**Instrument Name**	High Volume Sampler	High Volume Sampler	High Volume Sampler	High Volume Sampler	High Volume Sampler
2	**Make &Model**	Enviro Instrumets/EI-043	Enviro Instrumets/EI-043	Enviro Instrumets/EI-043	Enviro Instrumets/EI-043	Enviro Instrumets/EI-043
3	**Serial No**	H.V.S./47-J-2025	H.V.S./ 48-J-2025	H.V.S./ 49-J-2025	H.V.S./ 50-J-2025	H.V.S./ 51-J-2025
4	**Calibration Date**	28.01.2026	28.01.2026	28.01.2026	28.01.2026	28.01.2026
5	**Calibration Due Date**	27.01.2027	27.01.2027	27.01.2027	27.01.2027	27.01.2027

****End of the Report****

Reviewed & Authorized Signatory

R.M. Bengeri

Mrs. Radha M Bengeri
Technical Manager

Note:
1. All results pertain to the sample received and tested only.
2. Samples are Retained for 15 days after issue of test reports.
3. (*) Details as Furnished by Customer.
4. Total BDL - Below Detectable Limit, DL - Detection Limit.
5. This report is not to be reproduced either wholly or in part and cannot be used as an evidence in the court of Law and should not be used in any advertising media without written approval of the laboratory. Subjected to Hubli Jurisdiction.





Iron Ore Screen
Time: 23.10.2025 09:27AM
Lat/Long: Lat 21.157794 Long 105.816513





Near Pellet Plant
Time: 23.10.2025 09:30AM
Lat/Long: Lat 21.157794 Long 105.816513



Annual Cooler Pellett Discharge Point
Time: 23.10.2025 09:34AM
Lat/Long: Lat 21.157794 Long 105.816513

FUGITIVE EMISSION MONITORING ANNEXURE-8











FUGITIVE EMISSION MONTORING ANNEXURE-8











FUGITIVE EMISSION MONITORING ANNEXURE-8







SHRI KRISHNA AQUA ENGINEERING WORKS

H NO 3 & 4 LIMBUWALA BUILDING, PRAGATI COLONY,
1ST CROSS VIDYANAGAR HUBLI, DHARWAD, KARNATAKA, INDIA
Tel 0836-2375678 Mobile +91 94480 51534, +91 94800 28018,
E-mail - radhabengeri@gmail.com, shrikrishnaaqua@gmail.com

ANNEXURE-09

Format No: SKAEW/7.8/RF/C/01

FORTNIGHTLY FUGITIVE AIR QUALITY DATA MONITORING

1	Name of the Industry	:	BMM Ispat Ltd., Danapur, Hosapete Taluk, Vijayanagara District.
2	Customer Reference	:	WORKORDER NO.. 4500005206 DATED 05.06.2026
3	Sample collected by	:	Shri Krishna Aqua Engineering Works
4	Particulars of sample collected	:	HVS Sampler (HVS-01, HVS-02, HVS-03, HVS-04, HVS-05)
5	Month	:	**(1st Fort Night)**
6	Discipline	:	Chemical
7	Group	:	Atmospheric Pollution
8	Method adopted	:	IS 5182 (Part 4): 1999 RA 2014
9	Report Issued Date	:	**03.11.2026**
10	Report Number	:	**SKAEW/BMMIL/FM/2026-27/0096**

RESULTS

Sl. No.	Location / Plant	Sample Code	Date Of Monitoring	Date Of Sample Receipt	SPM (µg/m³)	Standard
Blast Furnace						
1.	RMHS	400	12.10.2026	13.10.2026	1397.27	**2000**
2.	Stock House	401	12.10.2026	13.10.2026	900.25	**2000**
3.	Gas Network Area	402	12.10.2026	13.10.2026	602.54	**2000**
4.	Blower Area	404	13.10.2026	14.10.2026	669.29	**2000**
5.	Gas Cleaning plant (GCP)	405	13.10.2026	14.10.2026	1566.34	**2000**
6.	Stove Area	406	13.10.2026	14.10.2026	1855.62	**2000**
7.	Control ROOM (CR)	409	14.10.2026	15.10.2026	1622.25	**2000**
8.	Pig Costing Machine (PCM)	407	13.10.2026	14.10.2026	1155.62	**2000**
9.	Slag Granulation Plant (SGP)	408	13.10.2026	14.10.2026	1937.46	**2000**
10.	Cost House Area	410	14.10.2026	15.10.2026	1906.33	**2000**
SMS Area						
1.	Stock House/Vibro Feeders	411	14.10.2026	15.10.2026	1455.58	**2000**
2.	Laddle Tapping	412	14.10.2026	15.10.2026	1011.41	**2000**
3.	Slag pouring Area	413	14.10.2026	15.10.2026	980.80	**2000**
MBM						
1.	Near Re-Heating Furnace	414	14.10.2026	15.10.2026	490.91	**2000**

Note: SPM -Suspended Particulate matter (µg/m³), **INFERENCE:** The Measured Values are within the limits.

Sl. NO	INSTRUMENT DETAILS	HVS-01	HVS-02	HVS-03	HVS-04	HVS-05
1	**Instrument Name**	High Volume Sampler	High Volume Sampler	High Volume Sampler	High Volume Sampler	High Volume Sampler
2	**Make &Model**	Enviro Instrumets/EI-043	Enviro Instrumets/EI-043	Enviro Instrumets/EI-043	Enviro Instrumets/EI-043	Enviro Instrumets/EI-043
3	**Serial No**	H.V.S./47-J-2025	H.V.S./ 48-J-2025	H.V.S./ 49-J-2025	H.V.S./ 50-J-2025	H.V.S./ 51-J-2025
4	**Calibration Date**	28.01.2026	28.01.2026	28.01.2026	28.01.2026	28.01.2026
5	**Calibration Due Date**	27.01.2027	27.01.2027	27.01.2027	27.01.2027	27.01.2027

****End of the Report****

Reviewed & Authorized Signatory

R.M. Bengeri

Mrs. Radha M Bengeri
Technical Manager

Note:

1. All results pertain to the sample received and tested only.
2. Samples are Retained for 15 days after issue of test reports.
3. (*) Details as Furnished by Customer.
4. Total BDL - Below Detectable Limit, DL - Detection Limit.
5. This report is not to be reproduced either wholly or in part and cannot be used as an evidence in the court of Law and should not be used in any advertising media without written approval of the laboratory. Subjected to Hubli Jurisdiction.

FUGITIVE EMISSION MONITORING ANNEXURE-9











FUGITIVE EMISSION MONITORING ANNEXURE-9











FUGITIVE EMISSION MONITORING ANNEXURE-9









SHRI KRISHNA AQUA ENGINEERING WORKS

H NO 3 & 4 LIMBUWALA BUILDING PRAGATI COLONY,
1 CROSS VIDYANAGAR HUBLI DHARWAD KARNATAKA INDIA.
Tel 0836-2375678 Mobile +91 94480 51534, +91 94800 28018.
E-mail : radhabengeri@gmail.com shrikrishnaaqua@gmail.com

ANNEXURE-10
Format No: SKAEW/7.8/RF/C/01

FORTNIGHTLY FUGITIVE AIR QUALITY DATA MONITORING

1	Name of the Industry	:	BMM Ispat Ltd., Danapur, Hosapete Taluk, Vijayanagara District.
2	Customer Reference	:	WORKORDER NO.. 4500005206 DATED 05.06.2026
3	Sample collected by	:	Shri Krishna Aqua Engineering Works
4	Particulars of sample collected	:	HVS Sampler (HVS-01, HVS-02, HVS-03, HVS-04, HVS-05)
5	Month	:	**(1ST Fort Night)**
6	Discipline	:	Chemical
7	Group	:	Atmospheric Pollution
8	Method adopted	:	IS 5182 (Part 4): 1999 RA 2014
9	Report Issued Date	:	**03.11.2026**
10	Report Number	:	**SKAEW/BMMIL/FM/2026-27/0068**

RESULTS

Sl. No.	Location / Plant	Sample Code	Date Of Monitoring	Date Of Sample Receipt	SPM (µg/m³)	Standard
I. Beneficiation Plant-II						
1.	Ball Mill Area (Zero Meter)	292	01.10.2026	02.10.2026	814.80	**2000**
2.	Concentrate Thickner	293	01.10.2026	02.10.2026	506.53	**2000**
3.	Near Cone Crusher	294	01.10.2026	02.10.2026	382.67	**2000**
II. Pellet Plant						
4.	PR-6	295	01.10.2026	02.10.2026	854.15	**2000**
5.	Annual Cooler Pellet Discharge bin	296	01.10.2026	02.10.2026	821.16	**2000**
6.	Additive Grinding Building	323	05.10.2026	06.10.2026	1731.44	**2000**
III. Sponge Iron Division -2 (Kiln 3 & 4)						
7.	Control room	304	03.10.2026	05.10.2026	993.01	**2000**
8.	Near Weigh bridge (dispatch)	305	03.10.2026	05.10.2026	635.60	**2000**
9.	Transfer House area	306	03.10.2026	05.10.2026	667.51	**2000**
10.	Production Separation Bin-PSB	307	03.10.2026	05.10.2026	814.58	**2000**
11.	Pellet Storage bin	308	03.10.2026	05.10.2026	933.33	**2000**
IV. Sponge Iron Division -3 (Kiln 5 & 6)						
12.	Near Control room	324	05.10.2026	06.10.2026	1030.87	**2000**
13.	Near Product bin	325	05.10.2026	06.10.2026	1704.22	**2000**
14.	Near Coal Crusher	326	05.10.2026	06.10.2026	707.82	**2000**
15.	Coal Dryer	339	06.10.2026	07.10.2026	981.24	**2000**

Note: SPM -Suspended Particulate matter (µg/m³), **INFERENCE:** The Measured Values are within the limits.

SL NO	INSTRUMENT DETAILS	HVS-01	HVS-02	HVS-03	HVS-04	HVS-05
1	**Instrument Name**	High Volume Sampler	High Volume Sampler	High Volume Sampler	High Volume Sampler	High Volume Sampler
2	**Make &Model**	Enviro Instrumets/EI-043	Enviro Instrumets/EI-043	Enviro Instrumets/EI-043	Enviro Instrumets/EI-043	Enviro Instrumets/EI-043
3	**Serial No**	H.V.S./47-J-2025	H.V.S./ 48-J-2025	H.V.S./ 49-J-2025	H.V.S./ 50-J-2025	H.V.S./ 51-J-2025
4	**Calibration Date**	28.01.2026	28.01.2026	28.01.2026	28.01.2026	28.01.2026
5	**Calibration Due Date**	27.01.2027	27.01.2027	27.01.2027	27.01.2027	27.01.2027

****End of the Report****

Reviewed & Authorized Signatory

R.M. Bengeri

Mrs. Radha M Bengeri
Technical Manager

Note:
1. All results pertain to the sample received and tested only.
2. Samples are Retained for 15 days after issue of test reports.
3. (*) Details as Furnished by Customer.
4. Total BDL - Below Detectable Limit, DL - Detection Limit.
5. This report is not to be reproduced either wholly or in part and cannot be used as an evidence in the court of Law and should not be used in any advertising media without written approval of the laboratory. Subjected to Hubli Jurisdiction.

FUGITIVE EMISSION MONITORING ANNEXURE-10











FUGITIVE EMISSION MONITORING ANNEXURE-10











FUGITIVE EMISSION MONITORING

ANNEXURE-10











FUGITIVE EMISSION MONITORING ANNEXURE-10











SHRI KRISHNA AQUA ENGINEERING WORKS

H NO 3 & 4 LIMBUWALA BUILDING PRAGATI COLONY
1 CROSS VIDYANAGAR HUBLI DHARWAD KARNATAKA INDIA
Tel 0836-2375678 Mobile +91 94480 51534 +91 94800 28018
E-mail - radhabenger@gmail.com shrikrishnaaqua@gmail.com

ANNEXURE-10A

Format No: SKAEW/7.8/RF/C/01

FORTNIGHTLY FUGITIVE AIR QUALITY DATA MONITORING

1	Name of the Industry	:	BMM Ispat Ltd., Danapur, Hosapete Taluk, Vijayanagara District.
2	Customer Reference	:	WORKORDER NO.. 4500005206 DATED 05.06.2026
3	Sample collected by	:	Shri Krishna Aqua Engineering Works
4	Particulars of sample collected	:	HVS Sampler (HVS-01, HVS-02, HVS-03, HVS-04, HVS-05)
5	Month	:	**(1ST Fort Night)**
6	Discipline	:	Chemical
7	Group	:	Atmospheric Pollution
8	Method adopted	:	IS 5182 (Part 4): 1999 RA 2014
9	Report Issued Date	:	**03.11.2026**
10	Report Number	:	**SKAEW/BMMIL/FM/2026-27/0080**

RESULTS

Sl. No.	Location / Plant	Sample Code	Date Of Monitoring	Date Of Sample Receipt	SPM (µg/m³)	Standard
V. Wagon Tipper/RMHS						
16.	Near Tipping point	327	05.10.2026	06.10.2026	569.78	**2000**
17.	Monsoon Shed (CPU)	340	06.10.2026	07.10.2026	1544.28	**2000**
18.	MCC Room (2nd Gate)	341	06.10.2026	07.10.2026	1787.43	**2000**
Power plant -70M						
19.	70MW-DM Plant (Near R.O. Plant)	342	06.10.2026	07.10.2026	615.31	**2000**
20.	2ndgateweigh bridge Near Coal Screen	367	08.10.2026	09.10.2026	1392.33	**2000**
21.	CFBC boiler	343	06.10.2026	07.10.2026	646.17	**2000**
VII. 2X70MW Power Plant						
22.	Near Boiler	368	08.10.2026	09.10.2026	1986.60	**2000**
23.	Near Coal storage Shed	369	08.10.2026	09.10.2026	154.17	**2000**
24.	Dolochar Processing Area	370	08.10.2026	09.10.2026	415.03	**2000**

Note: SPM -Suspended Particulate matter (µg/m³), **INFERENCE:** The Measured Values are within the limits.

SL NO	INSTRUMENT DETAILS	HVS-01	HVS-02	HVS-03	HVS-04	HVS-05
1	**Instrument Name**	High Volume Sampler	High Volume Sampler	High Volume Sampler	High Volume Sampler	High Volume Sampler
2	**Make &Model**	Enviro Instrumets/EI-043	Enviro Instrumets/EI-043	Enviro Instrumets/EI-043	Enviro Instrumets/EI-043	Enviro Instrumets/EI-043
3	**Serial No**	H.V.S./47-J-2025	H.V.S./ 48-J-2025	H.V.S./ 49-J-2025	H.V.S./ 50-J-2025	H.V.S./ 51-J-2025
4	**Calibration Date**	28.01.2026	28.01.2026	28.01.2026	28.01.2026	28.01.2026
5	**Calibration Due Date**	27.01.2027	27.01.2027	27.01.2027	27.01.2027	27.01.2027

****End of the Report****

Reviewed & Authorized Signatory

R.M. Bengeri

Mrs. Radha M Bengeri
Technical Manager

Note:

1. All results pertain to the sample received and tested only.
2. Samples are Retained for 15 days after issue of test reports.
3. (*) Details as Furnished by Customer.
4. Total BDL - Below Detectable Limit, DL - Detection Limit.
5. This report is not to be reproduced either wholly or in part and cannot be used as an evidence in the court of Law and should not be used in any advertising media without written approval of the laboratory. Subjected to Hubli Jurisdiction.

FUGITIVE EMISSION MONITORING ANNEXURE-10A









SHRI KRISHNA AQUA ENGINEERING WORKS

H NO 3 & 4 LIMBUWALA BUILDING, PRAGATI COLONY,
1ST CROSS VIDYANAGAR HUBLI, DHARWAD, KARNATAKA, INDIA.
Tel 0836-2375678 Mobile +91 94480 51534, +91 94800 28018,
E-mail - radhabengeri@gmail.com shrikrishnaaqua@gmail.com

ANNEXURE-11

Format No: SKAEW/7.8/RF/C/01

FORTNIGHTLY FUGITIVE AIR QUALITY DATA MONITORING

1	Name of the Industry	:	BMM Ispat Ltd., Danapur, Hosapete Taluk, Vijayanagara District.
2	Customer Reference	:	WORKORDER NO.. 4500005206 DATED 05.06.2026
3	Sample collected by	:	Shri Krishna Aqua Engineering Works
4	Particulars of sample collected	:	HVS Sampler (HVS-01, HVS-02, HVS-03, HVS-04, HVS-05)
5	Month	:	**OCTOBER-2026(2ND Fort Night)**
6	Discipline	:	Chemical
7	Group	:	Atmospheric Pollution
8	Method adopted	:	IS 5182 (Part 4): 1999 RA 2014
9	Report Issued Date	:	**03.11.2026**
10	Report Number	:	**SKAEW/BMMIL/FM/2026-27/0097**

RESULTS

Sl. No.	Location / Plant	Sample Code	Date Of Monitoring	Date Of Sample Receipt	SPM (µg/m³)	Standard
I. Beneficiation Plant-II						
1.	Ball Mill Area (Zero Meter)	412	16.10.2026	17.10.2026	532.46	**2000**
2.	Concentrate Thickner	413	16.10.2026	17.10.2026	462.57	**2000**
3.	Near Cone Crusher	414	16.10.2026	17.10.2026	913.47	**2000**
II. Pellet Plant-I						
4.	PR-6	415	16.10.2026	17.10.2026	261.45	**2000**
5.	Annual Cooler Pellet Discharge bin	416	16.10.2026	17.10.2026	459.31	**2000**
6.	Additive Grinding Building	435	19.10.2026	20.10.2026	1825.22	**2000**
III. Sponge Iron Division -2 (Kiln 3&4)						
7.	Control room	426	17.10.2026	19.10.2026	1564.40	**2000**
8.	Near Weigh bridge (dispatch)	427	17.10.2026	19.10.2026	342.80	**2000**
9.	Transfer House area	428	17.10.2026	19.10.2026	488.81	**2000**
10.	Production Separation Bin-PSB	429	17.10.2026	19.10.2026	351.83	**2000**
11.	Pellet Storage bin	430	17.10.2026	19.10.2026	556.79	**2000**
IV. Sponge Iron Division -2 (Kiln 5&6)						
12.	Near Control room	436	19.10.2026	20.10.2026	994.27	**2000**
13.	Near Coal Crusher	437	19.10.2026	20.10.2026	1612.75	**2000**
14.	Near Product bin	438	19.10.2026	20.10.2026	1205.46	**2000**
15.	Coal Drier	455	21.10.2026	22.10.2026	1212.22	**2000**

Note: SPM -Suspended Particulate matter (µg/m³), **INFERENCE:** The Measured Values are within the limits.

SL NO	INSTRUMENT DETAILS	HVS-01	HVS-02	HVS-03	HVS-04	HVS-05
1	**Instrument Name**	High Volume Sampler	High Volume Sampler	High Volume Sampler	High Volume Sampler	High Volume Sampler
2	**Make &Model**	Enviro Instrumets/EI-043	Enviro Instrumets/EI-043	Enviro Instrumets/EI-043	Enviro Instrumets/EI-043	Enviro Instrumets/EI-043
3	**Serial No**	H.V.S./47-J-2025	H.V.S./ 48-J-2025	H.V.S./ 49-J-2025	H.V.S./ 50-J-2025	H.V.S./ 51-J-2025
4	**Calibration Date**	28.01.2026	28.01.2026	28.01.2026	28.01.2026	28.01.2026
5	**Calibration Due Date**	27.01.2027	27.01.2027	27.01.2027	27.01.2027	27.01.2027

****End of the Report****

Reviewed & Authorized Signatory

R.M. Bengeri

Mrs. Radha M Bengeri
Technical Manager

Note:

1. All results pertain to the sample received and tested only.
2. Samples are Retained for 15 days after issue of test reports.
3. (*) Details as Furnished by Customer.
4. Total BDL - Below Detectable Limit, DL - Detection Limit.
5. This report is not to be reproduced either wholly or in part and cannot be used as an evidence in the court of Law and should not be used in any advertising media without written approval of the laboratory. Subjected to Hubli Jurisdiction.


ENVIRO INSTRUMENTS
HIGH VOLUME SAMPLER
Ball Mill Area (Zero Meter)
Time: 18.10.2026 09:52AM
114,Danapuram
Lat/Long: Lat 15.170421 Long 78.377371


ENVIRO INSTRUMENTS
HIGH VOLUME SAMPLER


ENVIRO INSTRUMENTS
HIGH VOLUME SAMPLER


ENVIRO INSTRUMENTS
HIGH VOLUME SAMPLER
MODEL NO. EI- 043


ENVIRO INSTRUMENTS
HIGH VOLUME SAMPLER
MODEL NO. EI- 043
Annual Cooler Pellet Discharge Point


PLANT
ENVIRO INSTRUMENTS
HIGH VOLUME SAMPLER
Additive Grinding Building


EAR PLUG
HAND GLOVES
SAFETY MASK
ENVIRO INSTRUMENTS
HIGH VOLUME SAMPLER
SID-2 Control room
Time: 17.10.2026 09:27AM


ENVIRO INSTRUMENTS
HIGH VOLUME SAMPLER


ENVIRO INSTRUMENTS


ENVIRO INSTRUMENTS
HIGH VOLUME SAMPLER


Pellet Storage bin
Time: 17.10.2026 09:46AM
599M+93,Danapuram
Lat/Long: Lat 15.168401 Long
76.382697


ENVIRO INSTRUMENTS
HIGH VOLUME SAMPLER
MODEL NO. EI- 043


ENVIRO INSTRUMENTS
HIGH VOLUME SAMPLER
MODEL NO. EI- 043
SID-3 Near Product Bin
59FH+FFW,Danapuram
Lat/Long: Lat 15.173697 Long
76.378673


ENVIRO INSTRUMENTS
HIGH VOLUME SAMPLER
MODEL NO. EI- 043


ENVIRO INSTRUMENTS
HIGH VOLUME SAMPLER
MODEL NO. EI- 043
Coal Dryer
Time: 21.10.2026 09:43AM
59GF+6MR,Danapuram
Lat/Long: Lat 15.175593 Long
76.374145

SHRI KRISHNA AQUA ENGINEERING WORKS

H NO 3 & 4 LIMBUWALA BUILDING PRAGATI COLONY,
1ST CROSS VIDYANAGAR HUBLI, DHARWAD KARNATAKA INDIA
Tel 0836-2375678 Mobile +91 94480 51534, +91 94800 28018
E-mail - radhabengeri@gmail.com, shrikrishnaaqua@gmail.com

ANNEXURE-11A

Format No: SKAEW/7.8/RF/C/01

FORTNIGHTLY FUGITIVE AIR QUALITY DATA MONITORING

1	Name of the Industry	:	BMM Ispat Ltd., Danapur, Hosapete Taluk, Vijayanagara District.
2	Customer Reference	:	WORKORDER NO.. 4500005206 DATED 05.06.2026
3	Sample collected by	:	Shri Krishna Aqua Engineering Works
4	Particulars of sample collected	:	HVS Sampler (HVS-01, HVS-02, HVS-03, HVS-04, HVS-05)
5	Month	:	**OCTOBER-2026(2ND Fort Night)**
6	Discipline	:	Chemical
7	Group	:	Atmospheric Pollution
8	Method adopted	:	IS 5182 (Part 4): 1999 RA 2014
9	Report Issued Date	:	**03.11.2026**
10	Report Number	:	**SKAEW/BMMIL/FM/2026-27/0101**

RESULTS

Sl. No.	Location / Plant	Sample Code	Date Of Monitoring	Date Of Sample Receipt	SPM (µg/m³)	Standard
V. Wagon Tipper/RMHS						
16.	Near Tipping point	439	19.10.2026	20.10.2026	871.85	**2000**
17.	Monsoon Shed (CPU)	456	21.10.2026	22.10.2026	1966.82	**2000**
18.	MCC Room (2nd Gate)	457	21.10.2026	22.10.2026	1574.23	**2000**
VI. Power Plant-70 MW						
19.	70MW-DM Plant (Near R.O. Plant)	458	21.10.2026	22.10.2026	1180.47	**2000**
20.	2ndgateweigh bridge Near Coal Screen	470	22.10.2026	22.10.2026	1726.51	**2000**
21.	CFBC boiler	459	21.10.2026	22.10.2026	1061.10	**2000**
VII. 2X70MW Power Plant						
22.	Near Boiler	471	22.10.2026	23.10.2026	1422.58	**2000**
23.	Near Coal storage Shed	472	22.10.2026	23.10.2026	1162.22	**2000**
24.	CPP Dolochar Process Area	473	22.10.2026	23.10.2026	1239.33	**2000**

Note: SPM -Suspended Particulate matter (µg/m³), **INFERENCE:** The Measured Values are within the limits.

SL NO	INSTRUMENT DETAILS	HVS-01	HVS-02	HVS-03	HVS-04	HVS-05
1	**Instrument Name**	High Volume Sampler	High Volume Sampler	High Volume Sampler	High Volume Sampler	High Volume Sampler
2	**Make &Model**	Enviro Instrumets/EI-043	Enviro Instrumets/EI-043	Enviro Instrumets/EI-043	Enviro Instrumets/EI-043	Enviro Instrumets/EI-043
3	**Serial No**	H.V.S./47-J-2025	H.V.S./ 48-J-2025	H.V.S./ 49-J-2025	H.V.S./ 50-J-2025	H.V.S./ 51-J-2025
4	**Calibration Date**	28.01.2026	28.01.2026	28.01.2026	28.01.2026	28.01.2026
5	**Calibration Due Date**	27.01.2027	27.01.2027	27.01.2027	27.01.2027	27.01.2027

****End of the Report****

Reviewed & Authorized Signatory

R.M. Bengeri

Mrs. Radha M Bengeri
Technical Manager

Note:

1. All results pertain to the sample received and tested only.
2. Samples are Retained for 15 days after issue of test reports.
3. (*) Details as Furnished by Customer.
4. Total BDL - Below Detectable Limit, DL - Detection Limit.
5. This report is not to be reproduced eithier wholly or in part and cannot be used as an evidence in the court of Law and should not be used in any advertising media without written approval of the laboratory. Subjected to Hubli Jurisdiction.


ENVIRO INSTRUMENTS
HIGH VOLUME SAMPLER
MODEL NO. EI- 043
Near Tipping point
Time: 19.10.2026 09:49AM
59GJ+PXJF,Danapuram
Lat/Long: Lat 15.177428 L
76.381556


Danapuram
ದನಪುರಂ
Google
ENVIRO INSTRUMENTS
HIGH VOLUME SAMPLER
MODEL NO. EI- 043
Mohanpur Shed (CPU)
Time: 21.10.2026 09:37AM
59GF+6MR,Danapuram
Lat/Long: Lat 15.175693 Long


Danapuram
ದನಪುರಂ
Google
ENVIRO INSTRUMENTS
HIGH VOLUME SAMPLER
MODEL NO. EI- 043
MCC Room (2nd Gate)
Time: 21.10.2026 09:47AM
59GF+6MR,Danapuram
Lat/Long: Lat 15.175693 Long
76.374145


ENVIRO INSTRUMENTS
HIGH VOLUME SAMPLER
MODEL NO. EI- 043
Time: 21.10.2026 09:22AM


ENVIRO INSTRUMENTS
HIGH VOLUME SAMPLER
MODEL NO. EI- 043
2nd Gate Weigh Bridge
(Near Coal Screen)
Time: 22.10.2026 10:03AM
59FH+FFW,Danapuram
Lat/Long: Lat 15.173697 Long
76.378673


ENVIRO INSTRUMENTS
HIGH VOLUME SAMPLER
MODEL NO. EI- 043
Google


Near Boiler
Time: 22.10.2026 10:44AM
ENVIRO INSTRUMENTS
HIGH VOLUME SAMPLER
MODEL NO. EI- 043
Google


Near Coal storage Shed
Time: 22.10.2026 10:36AM
ENVIRO INSTRUMENTS
HIGH VOLUME SAMPLER
MODEL NO. EI- 043
Google


CPP Dolocher Process
Area
Time: 22.10.2026 10:31AM
ENVIRO INSTRUMENTS
HIGH VOLUME SAMPLER
MODEL NO. EI- 043
Google


ENVIRO INSTRUMENTS
HIGH VOLUME SAMPLER
MODEL NO. EI- 043


ENVIRO INSTRUMENTS
HIGH VOLUME SAMPLER
MODEL NO. EI- 043
Stock House
Time: 27.10.2026 11:21AM
59GF+GMR,Danapuram
Lat/Long: Lat 15.175593 Long
78.377445


ENVIRO INSTRUMENTS
HIGH VOLUME SAMPLER
MODEL NO. EI- 043
Gas Network Area


ENVIRO INSTRUMENTS
HIGH VOLUME SAMPLER
MODEL NO. EI- 043
Blower Area
Time: 28.10.2026 10:01AM
59FG+28,Danapuram
Lat/Long: Lat 15.172618 Long
78.375643


ENVIRO INSTRUMENTS
HIGH VOLUME SAMPLER
MODEL NO. EI- 043
Gas Cleaning Plant
(GCP)
Time: 28.10.2026 10:04AM
598J+FF3,Danapuram
Lat/Long: Lat 15.166141 Long
78.381158

SHRI KRISHNA AQUA ENGINEERING WORKS

H NO 3 & 4 LIMBUWALA BUILDING PRAGATI COLONY
1ST CROSS VIDYANAGAR HUBLI DHARWAD KARNATAKA INDIA
Tel 0836-2375678 Mobile +91 94480 51534, +91 94800 28018
E-mail - radhabengeri@gmail.com shrikrishnaaqua@gmail.com

ANNEXURE-12

Format No: SKAEW/7.8/RF/C/01

FORTNIGHTLY FUGITIVE AIR QUALITY DATA MONITORING

1	Name of the Industry	:	BMM Ispat Ltd., Danapur, Hosapete Taluk, Vijayanagara District.
2	Customer Reference	:	WORKORDER NO.. 4500005206 DATED 05.06.2026
3	Sample collected by	:	Shri Krishna Aqua Engineering Works
4	Particulars of sample collected	:	HVS Sampler (HVS-01, HVS-02, HVS-03, HVS-04, HVS-05)
5	Month	:	**OCTOBER-2026(2nd Fort Night)**
6	Discipline	:	Chemical
7	Group	:	Atmospheric Pollution
8	Method adopted	:	IS 5182 (Part 4): 1999 RA 2014
9	Report Issued Date	:	**03.11.2026**
10	Report Number	:	**SKAEW/BMMIL/FM/2026-27/0132**

RESULTS

Sl. No.	Location / Plant	Sample Code	Date Of Monitoring	Date Of Sample Receipt	SPM (µg/m³)	Standard
Blast Furnace						
1.	RMHS	543	27.10.2026	28.10.2026	700.19	**2000**
2.	Stock House	544	27.10.2026	28.10.2026	1565.55	**2000**
3.	Gas Network Area	545	27.10.2026	28.10.2026	1062.59	**2000**
4.	Blower Area	551	28.10.2026	29.10.2026	219.41	**2000**
5.	Gas Cleaning plant (GCP)	552	28.10.2026	29.10.2026	1058.67	**2000**
6.	Stove Area	553	28.10.2026	29.10.2026	742.53	**2000**
7.	Control ROOM (CR)	554	28.10.2026	29.10.2026	466.26	**2000**
8.	Pig Costing Machine (PCM)	567	29.10.2026	30.10.2026	525.31	**2000**
9.	Slag Granulation Plant (SGP)	568	29.10.2026	30.10.2026	477.26	**2000**
10.	Cost House Area	555	28.10.2026	29.10.2026	520.35	**2000**
SMS Area						
1.	Stock House/Vibro Feeders	569	29.10.2026	30.10.2026	1710.25	**2000**
2.	Laddle Tapping	570	29.10.2026	30.10.2026	808.41	**2000**
3.	Slag pouring Area	571	29.10.2026	30.10.2026	729.47	**2000**
MBM						
1.	Near Re-Heating Furnace	577	30.10.2026	31.10.2026	188.44	**2000**

Note: SPM -Suspended Particulate matter (µg/m³), **INFERENCE:** The Measured Values are within the limits.

SL NO	INSTRUMENT DETAILS	HVS-01	HVS-02	HVS-03	HVS-04	HVS-05
1	**Instrument Name**	High Volume Sampler	High Volume Sampler	High Volume Sampler	High Volume Sampler	High Volume Sampler
2	**Make &Model**	Enviro Instrumets/EI-043	Enviro Instrumets/EI-043	Enviro Instrumets/EI-043	Enviro Instrumets/EI-043	Enviro Instrumets/EI-043
3	**Serial No**	H.V.S./47-J-2025	H.V.S./ 48-J-2025	H.V.S./ 49-J-2025	H.V.S./ 50-J-2025	H.V.S./ 51-J-2025
4	**Calibration Date**	28.01.2026	28.01.2026	28.01.2026	28.01.2026	28.01.2026
5	**Calibration Due Date**	27.01.2027	27.01.2027	27.01.2027	27.01.2027	27.01.2027

****End of the Report****

Reviewed & Authorized Signatory

R.M. Bengeri

Mrs. Radha M Bengeri
Technical Manager

Note:

1. All results pertain to the sample received and tested only.
2. Samples are Retained for 15 days after issue of test reports.
3. (*) Details as Furnished by Customer.
4. Total BDL - Below Detectable Limit, DL - Detection Limit.
5. This report is not to be reproduced either wholly or in part and cannot be used as an evidence in the court of Law and should not be used in any advertising media without written approval of the laboratory. Subjected to Hubli Jurisdiction.

FUGITIVE EMISSION MONITORING ANNEXURE-12












ENVIRO INSTRUMENTS
HIGH VOLUME SAMPLER
Stock House/Vibro Feeders
Time: 29.10.2026 09:59AM
59CJ+2GP,Danapuram
Lat/Long: Lat 15.168268 Long 76.379535


ENVIRO INSTRUMENTS
HIGH VOLUME SAMPLER
METAL


ENVIRO INSTRUMENTS
HIGH VOLUME SAMPLER
Slag Pouring Area
Time: 29.10.2026 09:55AM
59CJ+2GP,Danapuram
Lat/Long: Lat 15.168268 Long 76.379535


Danapuram
ENVIRO INSTRUMENTS
HIGH VOLUME SAMPLER
MBM - Near Re-Heating Furnance
Time: 30-10-2026 09:51AM
Altitude: 404.9m
Lat/Long: Lat 15.175593 Long 76.374145

SHRI KRISHNA AQUA ENGINEERING WORKS

H.NO. 3 & 4 LIMBUWALA BUILDING, PRAGATI COLONY,
1ST CROSS, VIDYANAGAR, HUBLI, DHARWAD, KARNATAKA, INDIA
Tel. 0836-2375678, Mobile +91 94480 51534 +91 94800 28018,
E-mail - radhabengeri@gmail.com, shrikrishnaaqua@gmail.com

TC-17231

ANNEXURE-13
Format No: SKAEW/7.8/RF/C/04

Analysis Report of Stack Emission

1	Name of the Industry	:	BMM Ispat Ltd., Danapur, Hosapete Taluk, Vijayanagara District.
2	Customer Reference	:	WORKORDER NO.. 4500005206 Dated 05.06.2026
3	Sample collected by	:	Shri Krishna Aqua Engineering Works,
4	Particulars of sample collected	:	Stack Sampler Sl. No: PT-25/2019
5	Instrument Details	:	Calibration Date: 04.09.2026 Calibration Due Date: 03.09.2027
6	Discipline	:	Chemical
7	Group	:	Atmospheric Pollution
8	Sample Type	:	Stack Monitoring
9	Sampling Location	:	**Pellet Plant -1 Furnace Waste gas exhaust ESP**
10	Month of Sampling	:	**OCTOBER-2026**
11	Date of Sample Received	:	05.10.2026 & 19.10.2026
12	Date of Sample Analysis	:	06.10.2026 & 20.10.2026
13	Date of Sample Analysis completion	:	06.10.2026 & 20.10.2026
14	Report Issued Date	:	**03.11.2026**
15	Report Number	:	**ULR-TC172312600000071**

Stack Details

1	Fuel Used	Coal & furnace oil
2	Stack Height (mtr)	100.0
3	Stack Diameter (mtr)	4.4

Emission Details

Sl. No.	Parameters	Method	Unit	Result		Permissible Limit
				1st Fort Night	2nd Fort Night	
	Date of Sample Collected			03.10.2026	17.10.2026	
	Sample Code			300	422	
1	Stack Temperature	IS 11255 Part 3: 2008 (RA : 2018)	^{0}C	58	58	-
2	Stack Velocity	IS 11255 Part 3: 2008 (RA : 2018)	m/sec	6.64	6.29	-
3	Particulate Matter	IS: 11255 (Part 1) - 1985 (RA 2019)	mg/Nm^3	25.63	28.82	50
4	Sulphur Dioxide	IS: 11255 (Part 2): (RA 2014)	mg/Nm^3	287	152	NS
5	Carbon Monoxide	IS 13270 : 1992 (RA : 2019)	%	0.016	0.021	1

Note: NS- Not Specified, RA: Reaffirmed, **INFERENCE:** The Measured Values are within the limits.

****End of the Report****

Reviewed & Authorized Signatory

R.M. Bengeri

Mrs. Radha M Bengeri
Technical Manger

Note:

1. All results pertain to the sample received and tested only.
2. Samples are Retained for 15 days after issue of test reports.
3. (*) Details as Furnished by Customer.
4. Total BDL - Below Detectable Limit, DL - Detection Limit.
5. This report is not to be reproduced either wholly or in part and cannot be used as an evidence in the court of Law and should not be used in any advertising media without written approval of the laboratory. Subjected to Hubli Jurisdiction.

SHRI KRISHNA AQUA ENGINEERING WORKS

H NO 3 & 4 LIMBUWALA BUILDING, PRAGATI COLONY,
1ST CROSS, VIDYANAGAR, HUBLI, DHARWAD, KARNATAKA, INDIA
Tel : 0836-2375678, Mobile : +91 94480 51534, +91 94800 28018,
E-mail : radhabengeri@gmail.com, shrikrishnaaqua@gmail.com

ANNEXURE-13A
Format No: SKAEW/7.8/RF/C/01

Analysis Report of Stack Emission

1	Name of the Industry	:	BMM Ispat Ltd., Danapur, Hosapete Taluk, Vijayanagara District.
2	Customer Reference	:	WORKORDER NO.. 4500005206 DATED 05.06.2026
3	Sample collected by	:	Shri Krishna Aqua Engineering Works,
4	Particulars of sample collected	:	Stack Sampler Sl. No: PT-25/2019
5	Instrument Details	:	Calibration Date: 04.09.2026 Calibration Due Date: 03.09.2027
6	Discipline	:	Chemical
7	Group	:	Atmospheric Pollution
8	Sample Type	:	Stack Monitoring
9	Sampling Location	:	**Pellet Plant -1 Furnace Waste gas exhaust ESP**
10	Month of Sampling	:	**OCTOBER-2026**
11	Date of Sample Received	:	05.10.2026 & 19.10.2026
12	Date of Sample Analysis	:	06.10.2026 & 20.10.2026
13	Date of Sample Analysis completion	:	06.10.2026 & 20.10.2026
14	Report Issued Date	:	**03.11.2026**
15	Report Number	:	**SKAEW/BMMIL/STACK /2026-27/0071**

Stack Details

1	Fuel Used	Coal & furnace oil
2	Stack Height (mtr)	100.0
3	Stack Diameter (mtr)	4.4

Emission Details

Sl. No.	Parameters	Method	Unit	Result		Permissible Limit
				1st Fort Night	2nd Fort Night	
	Date of Sample Collected			03.10.2026	17.10.2026	
	Sample Code			300	422	
6	Ambient Temperature	IS: 11255 (Part 1) - 1985 (RA 2019)	^0C	30	29	-
7	Nitrogen Dioxide	IS:11255 (Part7): 2005 (RA 2022)	mg/Nm^3	72.0	44.0	NS
8	Gas flow Discharge rate at NTP	IS 11255 Part 3: 2008 (RA : 2018)	Nm^3/hr	326934	309722	-
9	Gas flow Discharge rate at Stack Condition	IS 11255 Part 3: 2008 (RA : 2018)	m^3/hr	363330	344519	-

Note: NS- Not Specified, RA: Reaffirmed, **INFERENCE:** The Measured Values are within the limits.

****End of the Report****

Reviewed & Authorized Signatory

R.M. Bengeri

Mrs. Radha M Bengeri
Technical Manager

Note:
1. All results pertain to the sample received and tested only.
2. Samples are Retained for 15 days after issue of test reports.
3. (*) Details as Furnished by Customer.
4. Total BDL - Below Detectable Limit, DL - Detection Limit.
5. This report is not to be reproduced either wholly or in part and cannot be used as an evidence in the court of Law and should not be used in any advertising media without written approval of the laboratory. Subjected to Hubli Jurisdiction.

STACK EMISSION LOCATIONS

Pellet Plant-1 ESP





SHRI KRISHNA AQUA ENGINEERING WORKS

H NO 3 & 4 LIMBUWALA BUILDING, PRAGATI COLONY,
1ST CROSS VIDYANAGAR, HUBLI DHARWAD KARNATAKA INDIA
Tel 0836-2375678 Mobile +91 94480 51534 +91 94800 28018,
E-mail - radhabengeri@gmail.com, shrikrishnaaqua@gmail.com

TC-17231

ANNEXURE-14
Format No: SKAEW/7.8/RF/C/04

Analysis Report of Stack Emission

1	Name of the Industry	:	BMM Ispat Ltd., Danapur, Hosapete Taluk, Vijayanagara District.
2	Customer Reference	:	WORKORDER NO.. 4500005206 Dated 05.06.2026
3	Sample collected by	:	Shri Krishna Aqua Engineering Works
4	Particulars of sample collected	:	Stack Sampler Sl. No: PT-25/2019
5	Instrument Details	:	Calibration Date: 04.09.2026 Calibration Due Date: 03.09.2027
6	Discipline	:	Chemical
7	Group	:	Atmospheric Pollution
8	Sample Type	:	Stack Monitoring
9	Sampling Location	:	**Rotary Kiln (1&2) 2*100 TPD ESP**
10	Month of Sampling	:	**OCTOBER-2026**
11	Date of Sample Received	:	07.10.2026 & 26.10.2026
12	Date of Sample Analysis	:	08.10.2026 & 27.10.2026
13	Date of Sample Analysis completion	:	08.10.2026 & 27.10.2026
14	Report Issued Date	:	**03.11.2026**
15	Report Number	:	**ULR-TC172312600000081**

Stack Details

1	Fuel Used	Coal
2	Stack Height (mtr)	60.0
3	Stack Diameter (mtr)	2.00

Emission Details

Sl. No.	Parameters	Method	Unit	Result		Permissible Limit
				1st Fort Night	2nd Fort Night	
	Date of Sample Collected			06.10.2026	24.10.2026	
	Sample Code			335	506	
1	Stack Temperature	IS 11255 Part 3: 2008 (RA : 2018)	^0C	169	167	-
2	Stack Velocity	IS 11255 Part 3: 2008 (RA : 2018)	m/sec	7.10	7.01	-
3	Particulate Matter	IS: 11255 (Part 1) - 1985 (RA 2019)	mg/Nm^3	15.15	16.90	50
4	Sulphur Dioxide	IS: 11255 (Part 2): (RA 2014)	mg/Nm^3	321	364	NS
5	Carbon Monoxide	IS 13270 : 1992 (RA : 2019)	%	0.184	0.195	1

Note: NS- Not Specified. RA: Reaffirmed, **INFERENCE:** The Measured Values are within the limits.

****End of the Report****

Reviewed & Authorized Signatory

R.M. Bengeri

Mrs. Radha M Bengeri
Technical Manger

Note:
1. All results pertain to the sample received and tested only.
2. Samples are Retained for 15 days after issue of test reports.
3. (*) Details as Furnished by Customer.
4. Total BDL - Below Detectable Limit, DL - Detection Limit.
5. This report is not to be reproduced either wholly or in part and cannot be used as an evidence in the court of Law and should not be used in any advertising media without written approval of the laboratory. Subjected to Hubli Jurisdiction.

SHRI KRISHNA AQUA ENGINEERING WORKS

H NO 3 & 4 LIMBUWALA BUILDING PRAGATI COLONY
1 CROSS VIDYANAGAR HUBLI DHARWAD KARNATAKA INDIA
Tel 0836-2375678 Mobile +91 94480 51534 +91 94800 28018
E-mail - radhabengeri@gmail.com shrikrishnaaqua@gmail.com

ANNEXURE-14A
Format No: SKAEW/7.8/RF/C/01

Analysis Report of Stack Emission

1	Name of the Industry	:	BMM Ispat Ltd., Danapur, Hosapete Taluk, Vijayanagara District.
2	Customer Reference	:	WORKORDER NO.. 4500005206 DATED 05.06.2026
3	Sample collected by	:	Shri Krishna Aqua Engineering Works
4	Particulars of sample collected	:	Stack Sampler Sl. No: PT-25/2019
5	Instrument Details	:	Calibration Date: 04.09.2026 Calibration Due Date: 03.09.2027
6	Discipline	:	Chemical
7	Group	:	Atmospheric Pollution
8	Sample Type	:	Stack Monitoring
9	Sampling Location	:	**Rotary Kiln (1&2) 2*100 TPD ESP**
10	Month of Sampling	:	**OCTOBER-2026**
11	Date of Sample Received	:	07.10.2026 & 26.10.2026
12	Date of Sample Analysis	:	08.10.2026 & 27.10.2026
13	Date of Sample Analysis completion	:	08.10.2026 & 27.10.2026
14	Report Issued Date	:	**03.11.2026**
15	Report Number	:	**SKAEW/BMMIL/STACK /2026-27/0081**

Stack Details

1	Fuel Used	Coal
2	Stack Height (mtr)	60.0
3	Stack Diameter (mtr)	2.00

Emission Details

Sl. No.	Parameters	Method	Unit	Result		Permissible Limit
				1st Fort Night	2nd Fort Night	
	Date of Sample Collected			06.10.2026	24.10.2026	
	Sample Code			335	506	
6	Ambient Temperature	IS: 11255 (Part 1) - 1985 (RA 2019)	^0C	**29.0**	**27.0**	-
7	Nitrogen Dioxide	IS:11255 (Part7): 2005 (RA 2022)	mg/Nm^3	**58.0**	**61.0**	**NS**
8	Gas flow Discharge rate at NTP	IS 11255 Part 3: 2008 (RA : 2018)	Nm^3/hr	**54130**	**53060**	-
9	Gas flow Discharge rate at Stack Condition	IS 11255 Part 3: 2008 (RA : 2018)	m^3/hr	**80308**	**79317**	-

Note: NS- Not Specified. RA: Reaffirmed, **INFERENCE:** The Measured Values are within the limits.

****End of the Report****

Reviewed & Authorized Signatory

R.M. Bengeri

Mrs. Radha M Bengeri
Technical Manager

Note:

1. All results pertain to the sample received and tested only.
2. Samples are Retained for 15 days after issue of test reports.
3. (*) Details as Furnished by Customer.
4. Total BDL - Below Detectable Limit, DL - Detection Limit.
5. This report is not to be reproduced either wholly or in part and cannot be used as an evidence in the court of Law and should not be used in any advertising media without written approval of the laboratory. Subjected to Hubli Jurisdiction.

STACK EMISSION LOCATIONS

2X100 TPD Sponge iron plant Kiln 1 & 2





SHRI KRISHNA AQUA ENGINEERING WORKS

H NO 3 & 4 LIMBUWALA BUILDING, PRAGATI COLONY,
1ST CROSS, VIDYANAGAR, HUBLI DHARWAD, KARNATAKA INDIA
Tel 0836-2375678, Mobile +91 94480 51534 +91 94800 28018,
E-mail - radhabengeri@gmail.com, shrikrishnaaqua@gmail.com

TC-17231

ANNEXURE-15
Format No: SKAEW/7.8/RF/C/04

Analysis Report of Stack Emission

1	Name of the Industry	:	BMM Ispat Ltd., Danapur, Hosapete Taluk, Vijayanagara District.
2	Customer Reference	:	WORKORDER NO.. 4500005206 Dated 05.06.2026
3	Sample collected by	:	Shri Krishna Aqua Engineering Works,
4	Particulars of sample collected	:	Stack Sampler Sl. No: PT-25/2019
5	Instrument Details	:	Calibration Date: 04.09.2026 Calibration Due Date: 03.09.2027
6	Discipline	:	Chemical
7	Group	:	Atmospheric Pollution
8	Sample Type	:	Stack Monitoring
9	Month of Sampling	:	**OCTOBER-2026 (1st Fort Night)-**
10	Date of Sample Received	:	-
11	Date of Sample Analysis	:	-
12	Date of Sample Analysis completion	:	-
13	Report Issued Date	:	**03.11.2026**
14	Report Number	:	-

Sl. No	Stack Attached to	Date of Sample Collected	Sample Code	Fuel Used	TS °C	V m/Sec	Height (m)	Diameter (m)	PM mg/Nm³	KSPCB Std mg/Nm³
Induction Furnace 1 & 2										
1	Induction Furnace 1	**Shutdown**	-	Electric Power	-	-	30	1.2	-	**150**
2	Induction Furnace 2	**Shutdown**	-		-	-	30	1.3	-	**150**

Sl. No	Induction Furnance 1 & 2	Gas flow Discharge rate at Stack Condition m³/hr	KSPCB Std
1	Induction Furnance 1	-	-
2	Induction Furnance 2	-	-

Parameter	Protocol
Particulate Matter (mg/Nm3)	IS: 11255 (Part 1) - 1985 (RA 2019)
Gas flow Discharge rate at Stack Condition	IS 11255 Part 3: 2008 (RA : 2018)

****End of the Report****

Reviewed & Authorized Signatory

R.M. Bengeri

Mrs. Radha M Bengeri
Technical Manger

Note:
1. All results pertain to the sample received and tested only.
2. Samples are Retained for 15 days after issue of test reports.
3. (*) Details as Furnished by Customer.
4. Total BDL - Below Detectable Limit, DL - Detection Limit.
5. This report is not to be reproduced either wholly or in part and cannot be used as an evidence in the court of Law and should not be used in any advertising media without written approval of the laboratory. Subjected to Hubli Jurisdiction.

SHRI KRISHNA AQUA ENGINEERING WORKS

H NO 3 & 4 LIMBUWALA BUILDING, PRAGATI COLONY,
1ST CROSS, VIDYANAGAR, HUBLI, DHARWAD, KARNATAKA, INDIA.
Tel: 0836-2375678 Mobile: +91 94480 51534, +91 94800 28018.
E-mail: radhabengeri@gmail.com, shrikrishnaaqua@gmail.com

ANNEXURE-15A
Format No: SKAEW/7.8/RF/C/04

Analysis Report of Stack Emission

1	Name of the Industry	:	BMM Ispat Ltd., Danapur, Hosapete Taluk, Vijayanagara District.
2	Customer Reference	:	WORKORDER NO.. 4500005206 DATED 05.06.2026
3	Sample collected by	:	Shri Krishna Aqua Engineering Works,
4	Particulars of sample collected	:	Stack Sampler Sl. No: PT-25/2019
5	Instrument Details	:	Calibration Date: 04.09.2026 Calibration Due Date: 03.09.2027
6	Discipline	:	Chemical
7	Group	:	Atmospheric Pollution
8	Sample Type	:	Stack Monitoring
9	Month of Sampling	:	**OCTOBER-2026 (1st Fort Night)**
10	Date of Sample Received	:	-
11	Date of Sample Analysis	:	-
12	Date of Sample Analysis completion	:	-
13	Report Issued Date	:	**03.11.2026**
14	Report Number	:	-

Sl. No	Stack Attached to	Date of Sample Collected	Sample Code	Fuel Used	Ta °C	Height (m)	Diameter (m)	Gas flow Discharge rate at NTP	KSPCB Std
Induction Furnace 1 & 2									
1	Induction Furnace 1	**Shutdown**	-	Electric Power	-	30	1.2	-	-
2	Induction Furnace 2	**Shutdown**	-		-	30	1.3	-	-

Parameter	Protocol
Gas flow Discharge rate at NTP	IS 11255 Part 3: 2008 (RA : 2018)

****End of the Report****

Reviewed & Authorized Signatory

R.M. Bengeri

Mrs. Radha M Bengeri
Technical Manager

Note:
1. All results pertain to the sample received and tested only.
2. Samples are Retained for 15 days after issue of test reports.
3. (*) Details as Furnished by Customer.
4. Total BDL - Below Detectable Limit, DL - Detection Limit.
5. This report is not to be reproduced either wholly or in part and cannot be used as an evidence in the court of Law and should not be used in any advertising media without written approval of the laboratory. Subjected to Hubli Jurisdiction.

SHRI KRISHNA AQUA ENGINEERING WORKS

H NO 3 & 4, LIMBUWALA BUILDING, PRAGATI COLONY,
1ST CROSS, VIDYANAGAR, HUBLI DHARWAD, KARNATAKA INDIA.
Tel 0836-2375678 Mobile +91 94480 51534 +91 94800 28018,
E-mail - radhabengeri@gmail.com, shrikrishnaaqua@gmail.com

TC-17231

ANNEXURE-16
Format No: SKAEW/7.8/RF/C/04

Analysis Report of Stack Emission

1	Name of the Industry	:	BMM Ispat Ltd., Danapur, Hosapete Taluk, Vijayanagara District
2	Customer Reference	:	WORKORDER NO.. 4500005206 Dated 05.06.2026
3	Sample collected by	:	Shri Krishna Aqua Engineering Works,
4	Particulars of sample collected	:	Stack Sampler Sl. No: PT-25/2019
5	Instrument Details	:	Calibration Date: 04.09.2026 Calibration Due Date: 03.09.2027
6	Discipline	:	Chemical
7	Group	:	Atmospheric Pollution
8	Sample Type	:	Stack Monitoring
9	Sampling Location	:	**Rolling Mill Reheating furnace**
10	Month of Sampling	:	**OCTOBER-2026**
11	Date of Sample Received	:	-
12	Date of Sample Analysis	:	-
13	Date of Sample Analysis completion	:	-
14	Report Issued Date	:	**03.11.2026**
15	Report Number	:	-

Stack Details

1	Fuel Used	Coal
2	Stack Height (mtr)	30.0
3	Stack Diameter (mtr)	0.8

Emission Details

Sl. No.	Parameters	Method	Unit	Result		Permissible Limit
				1st Fort Night	2nd Fort Night	
	Date of Sample Collected			-	-	
	Sample Code					
1	Stack Temperature	IS 11255 Part 3: 2008 (RA : 2018)	^0C	Shutdown	Shutdown	-
2	Stack Velocity	IS 11255 Part 3: 2008 (RA : 2018)	m/sec			-
3	Particulate Matter	IS: 11255 (Part 1) - 1985 (RA 2019)	mg/Nm^3			50
4	Sulphur Dioxide	IS: 11255 (Part 2): (RA 2014)	mg/Nm^3			NS
5	Carbon Monoxide	IS 13270 : 1992 (RA : 2019)	%			1

Note: NS- Not Specified. RA: Reaffirmed, **INFERENCE:**

****End of the Report****

Reviewed & Authorized Signatory

R.M. Bengeri

Mrs. Radha M Bengeri
Technical Manger

Note:
1. All results pertain to the sample received and tested only.
2. Samples are Retained for 15 days after issue of test reports.
3. (*) Details as Furnished by Customer.
4. Total BDL - Below Detectable Limit, DL - Detection Limit.
5. This report is not to be reproduced either wholly or in part and cannot be used as an evidence in the court of Law and should not be used in any advertising media without written approval of the laboratory. Subjected to Hubli Jurisdiction.

SHRI KRISHNA AQUA ENGINEERING WORKS

H NO 3 & 4 LIMBUWALA BUILDING, PRAGATI COLONY,
1ST CROSS VIDYANAGAR, HUBLI, DHARWAD, KARNATAKA, INDIA.
Tel 0836-2375678 Mobile +91 94480 51534, +91 94800 28018,
E-mail : radhabengeri@gmail.com, shrikrishnaaqua@gmail.com

ANNEXURE-16A
Format No: SKAEW/7.8/RF/C/04

Analysis Report of Stack Emission

1	Name of the Industry	:	BMM Ispat Ltd., Danapur, Hosapete Taluk, Vijayanagara District
2	Customer Reference	:	WORKORDER NO.. 4500005206 DATED 05.06.2026
3	Sample collected by	:	Shri Krishna Aqua Engineering Works,
4	Particulars of sample collected	:	Stack Sampler Sl. No: PT-25/2019
5	Instrument Details	:	Calibration Date: 04.09.2026 Calibration Due Date: 03.09.2027
6	Discipline	:	Chemical
7	Group	:	Atmospheric Pollution
8	Sample Type	:	Stack Monitoring
9	Sampling Location	:	**Rolling Mill Reheating furnace**
10	Month of Sampling	:	**OCTOBER-2026**
11	Date of Sample Received	:	-
12	Date of Sample Analysis	:	-
13	Date of Sample Analysis completion	:	-
14	Report Issued Date	:	**03.11.2026**
15	Report Number	:	-

Stack Details

1	Fuel Used	Coal
2	Stack Height (mtr)	30.0
3	Stack Diameter (mtr)	0.8

Emission Details

Sl. No.	Parameters	Method	Unit	Result		Permissible Limit
				1st Fort Night	2nd Fort Night	
	Date of Sample Collected			-	-	
	Sample Code					
6	Ambient Temperature	IS: 11255 (Part 1) - 1985 (RA 2019)	^0C			-
7	Nitrogen Dioxide	IS:11255 (Part7): 2005 (RA 2022)	mg/Nm^3	**Shutdown**	**Shutdown**	**NS**
8	Gas flow Discharge rate at NTP	IS 11255 Part 3: 2008 (RA : 2018)	Nm^3/hr			-
9	Gas flow Discharge rate at Stack Condition	IS 11255 Part 3: 2008 (RA : 2018)	m^3/hr			-

Note: NS- Not Specified. RA: Reaffirmed, **INFERENCE:**
Shutdown

****End of the Report****

Reviewed & Authorized Signatory

R.M. Bengeri

Mrs. Radha M Bengeri
Technical Manager

Note:
1. All results pertain to the sample received and tested only.
2. Samples are Retained for 15 days after issue of test reports.
3. (*) Details as Furnished by Customer.
4. Total BDL - Below Detectable Limit, DL - Detection Limit.
5. This report is not to be reproduced either wholly or in part and cannot be used as an evidence in the court of Law and should not be used in any advertising media without written approval of the laboratory. Subjected to Hubli Jurisdiction.

SHRI KRISHNA AQUA ENGINEERING WORKS

H NO 3 & 4 LIMBUWALA BUILDING, PRAGATI COLONY,
1ST CROSS VIDYANAGAR, HUBLI, DHARWAD, KARNATAKA INDIA
Tel 0836-2375678 Mobile +91 94480 51534, +91 94800 28018,
E-mail - radhabengeri@gmail.com, shrikrishnaaqua@gmail.com

TC-17231

ANNEXURE-17
Format No: SKAEW/7.8/RF/C/04

Analysis Report of Stack Emission

1	Name of the Industry	:	BMM Ispat Ltd., Danapur, Hosapete Taluk, Vijayanagara District
2	Customer Reference	:	WORKORDER NO.. 4500005206 Dated 05.06.2026
3	Sample collected by	:	Shri Krishna Aqua Engineering Works
4	Particulars of sample collected	:	Stack Sampler Sl. No: PT-25/2019
5	Instrument Details	:	Calibration Date: 04.09.2026 Calibration Due Date: 03.09.2027
6	Discipline	:	Chemical
7	Group	:	Atmospheric Pollution
8	Sample Type	:	Stack Monitoring
9	Sampling Location	:	**CPP-1 25 MW Fluidized Bed Combustion Boiler**
10	Month of Sampling	:	**OCTOBER-2026**
11	Date of Sample Received	:	-
12	Date of Sample Analysis	:	-
13	Date of Sample Analysis completion	:	-
14	Report Issued Date	:	**03.11.2026**
15	Report Number	:	-

Stack Details

1	Fuel Used	Coal
2	Stack Height (mtr)	65.0
3	Stack Diameter (mtr)	2.5

Emission Details

Sl. No.	Parameters	Method	Unit	Result		Permissible Limit
				1st Fort Night	2nd Fort Night	
	Date of Sample Collected			-	-	
	Sample Code			-	-	
1	Stack Temperature	IS 11255 Part 3: 2008 (RA : 2018)	^0C	Shut down	Shut down	-
2	Stack Velocity	IS 11255 Part 3: 2008 (RA : 2018)	m/sec			-
3	Particulate Matter	IS: 11255 (Part 1) - 1985 (RA 2019)	mg/Nm^3			50
4	Sulphur Dioxide	IS: 11255 (Part 2): (RA 2014)	mg/Nm^3			NS
5	Carbon Monoxide	IS 13270 : 1992 (RA : 2019)	%			1

Note: NS- Not Specified. RA: Reaffirmed,

****End of the Report****

Reviewed & Authorized Signatory

R.M. Bengeri

Mrs. Radha M Bengeri
Technical Manger

Note:
1. All results pertain to the sample received and tested only.
2. Samples are Retained for 15 days after issue of test reports.
3. (*) Details as Furnished by Customer.
4. Total BDL - Below Detectable Limit, DL - Detection Limit.
5. This report is not to be reproduced either wholly or in part and cannot be used as an evidence in the court of Law and should not be used in any advertising media without written approval of the laboratory. Subjected to Hubli Jurisdiction.

SHRI KRISHNA AQUA ENGINEERING WORKS

H NO 3 & 4 LIMBUWALA BUILDING PRAGATI COLONY,
1ST CROSS, VIDYANAGAR, HUBLI, DHARWAD, KARNATAKA, INDIA.
Tel 0836-2375678 Mobile +91 94480 51534, +91 94800 28018.
E-mail - radhabengeri@gmail.com, shrikrishnaaqua@gmail.com

ANNEXURE-17A
Format No: SKAEW/7.8/RF/C/04

Analysis Report of Stack Emission

1	Name of the Industry	:	BMM Ispat Ltd., Danapur, Hosapete Taluk, Vijayanagara District
2	Customer Reference	:	WORKORDER NO.. 4500005206 DATED 05.06.2026
3	Sample collected by	:	Shri Krishna Aqua Engineering Works
4	Particulars of sample collected	:	Stack Sampler Sl. No: PT-25/2019
5	Instrument Details	:	Calibration Date: 04.09.2026 Calibration Due Date: 03.09.2027
6	Discipline	:	Chemical
7	Group	:	Atmospheric Pollution
8	Sample Type	:	Stack Monitoring
9	Sampling Location	:	**CPP-1 25MW Fluidized Bed Combustion Boiler**
10	Month of Sampling	:	**OCTOBER-2026**
11	Date of Sample Received	:	-
12	Date of Sample Analysis	:	-
13	Date of Sample Analysis completion	:	-
14	Report Issued Date	:	**03.11.2026**
15	Report Number	:	-

Stack Details

1	Fuel Used	Coal
2	Stack Height (mtr)	65.0
3	Stack Diameter (mtr)	2.5

Emission Details

Sl. No.	Parameters	Method	Unit	Result		Permissible Limit
				1st Fort Night	2nd Fort Night	
	Date of Sample Collected			-	-	
	Sample Code			-	-	
6	Ambient Temperature	IS: 11255 (Part 1) - 1985 (RA 2019)	^0C	SHUT DOWN	SHUT DOWN	-
7	Nitrogen Dioxide	IS:11255 (Part7): 2005 (RA 2022)	mg/Nm^3			NS
8	Gas flow Discharge rate at NTP	IS 11255 Part 3: 2008 (RA : 2018)	Nm^3/hr			-
9	Gas flow Discharge rate at Stack Condition	IS 11255 Part 3: 2008 (RA : 2018)	m^3/hr			-

Note: NS- Not Specified. RA: Reaffirmed,

****End of the Report****

Reviewed & Authorized Signatory

R.M. Bengeri

Mrs. Radha M Bengeri
Technical Manager

Note:
1. All results pertain to the sample received and tested only.
2. Samples are Retained for 15 days after issue of test reports.
3. (*) Details as Furnished by Customer.
4. Total BDL - Below Detectable Limit, DL - Detection Limit.
5. This report is not to be reproduced either wholly or in part and cannot be used as an evidence in the court of Law and should not be used in any advertising media without written approval of the laboratory. Subjected to Hubli Jurisdiction.

SHRI KRISHNA AQUA ENGINEERING WORKS

H NO 3 & 4 LIMBUWALA BUILDING, PRAGATI COLONY,
1ST CROSS VIDYANAGAR, HUBLI DHARWAD KARNATAKA INDIA
Tel 0836-2375678 Mobile +91 94480 51534 +91 94800 28018,
E-mail - radhabengeri@gmail.com, shrikrishnaaqua@gmail.com

TC-17231

ANNEXURE-18
Format No: SKAEW/7.8/RF/C/04

Analysis Report of Stack Emission

1	Name of the Industry	:	BMM Ispat Ltd., Danapur, Hosapete Taluk, Vijayanagara District.
2	Customer Reference	:	WORKORDER NO.. 4500005206 Dated 05.06.2026
3	Sample collected by	:	Shri Krishna Aqua Engineering Works
4	Particulars of sample collected	:	Stack Sampler Sl. No: PT-25/2019
5	Instrument Details	:	Calibration Date: 04.09.2026 Calibration Due Date: 03.09.2027
6	Discipline	:	Chemical
7	Group	:	Atmospheric Pollution
8	Sample Type	:	Stack Monitoring
9	Month of Sampling	:	**OCTOBER-2026 (1st Fort Night)**
10	Date of Sample Received	:	-
11	Date of Sample Analysis	:	-
12	Date of Sample Analysis completion	:	-
13	Report Issued Date	:	**03.11.2026**
14	Report Number	:	-

Sl. No	Stack Attached to	Date of Sample Collected	Sample Code	Fuel Used	TS °C	V m/Sec	Height (m)	Diameter (m)	PM mg/Nm³	KSPCB Std mg/Nm³
Chimneys attached to Bag Filter (De dusting Units)										
Beneficiation Plant -I										
1	Iron ore feeding hopper	Shutdown	-	-	-	-	30	0.4	-	50
2	Iron Ore Screen (250 TPH)	Shutdown	-	-	-	-	30	0.4	-	50

Sl. No	Beneficiation Plant	Gas flow Discharge rate at Stack Condition m³/hr	KSPCB Std
1	Iron Ore dump hopper	Shutdown	-
2	Iron Ore Screen bin	Shutdown	-

Parameter	Protocol
Particulate Matter (mg/Nm3)	IS: 11255 (Part 1) - 1985 (RA 2019)
Gas flow Discharge rate at Stack Condition	IS 11255 Part 3: 2008 (RA : 2018)

****End of the Report****

Reviewed & Authorized Signatory

R.M. Bengeri

Mrs. Radha M Bengeri
Technical Manger

Note:
1. All results pertain to the sample received and tested only.
2. Samples are Retained for 15 days after issue of test reports.
3. (*) Details as Furnished by Customer.
4. Total BDL - Below Detectable Limit, DL - Detection Limit.
5. This report is not to be reproduced either wholly or in part and cannot be used as an evidence in the court of Law and should not be used in any advertising media without written approval of the laboratory. Subjected to Hubli Jurisdiction.

SHRI KRISHNA AQUA ENGINEERING WORKS

H.NO. 3 & 4 LIMBUWALA BUILDING, PRAGATI COLONY,
1ST CROSS, VIDYANAGAR, HUBLI, DHARWAD, KARNATAKA, INDIA.
Tel: 0836-2375678 Mobile: +91 94480 51534, +91 94800 28018
E-mail: radhabengeri@gmail.com, shrikrishnaaqua@gmail.com

ANNEXURE-18A
Format No: SKAEW/7.8/RF/C/04

Analysis Report of Stack Emission

1	Name of the Industry	:	BMM Ispat Ltd., Danapur, Hosapete Taluk, Vijayanagara District.
2	Customer Reference	:	WORKORDER NO.. 4500005206 DATED 05.06.2026
3	Sample collected by	:	Shri Krishna Aqua Engineering Works
4	Particulars of sample collected	:	Stack Sampler Sl. No: PT-25/2019
5	Instrument Details	:	Calibration Date: 04.09.2026 Calibration Due Date: 03.09.2027
6	Discipline	:	Chemical
7	Group	:	Atmospheric Pollution
8	Sample Type	:	Stack Monitoring
9	Month of Sampling	:	**OCTOBER-2026 (1st Fort Night)**
10	Date of Sample Received	:	-
11	Date of Sample Analysis	:	-
12	Date of Sample Analysis completion	:	-
13	Report Issued Date	:	**03.11.2026**
14	Report Number	:	**SKAEW/BMMIL/STACK /2026-27/0012**

Sl. No	Beneficiation Plant	Date of Sample Collected	Sample Code	Ambient Temperature ^{o}C	Gas flow Discharge rate at NTP Nm^3/hr	KSPCB Std
Chimneys attached to Bag Filter (De dusting Units)						
Beneficiation Plant -I						
1	Iron ore feeding hopper	Shutdown	-	-	-	-
2	Iron Ore Screen (250 TPH)	Shutdown	-	-	-	-

Parameter	Protocol
Gas flow Discharge rate at NTP	IS 11255 Part 3: 2008 (RA : 2018)

****End of the Report****

Reviewed & Authorized Signatory

R.M. Bengeri

Mrs. Radha M Bengeri
Technical Manager

Note:
1. All results pertain to the sample received and tested only.
2. Samples are Retained for 15 days after issue of test reports.
3. (*) Details as Furnished by Customer.
4. Total BDL - Below Detectable Limit, DL - Detection Limit.
5. This report is not to be reproduced either wholly or in part and cannot be used as an evidence in the court of Law and should not be used in any advertising media without written approval of the laboratory. Subjected to Hubli Jurisdiction.

SHRI KRISHNA AQUA ENGINEERING WORKS

H NO 3 & 4 LIMBUWALA BUILDING, PRAGATI COLONY,
1ST CROSS VIDYANAGAR, HUBLI DHARWAD KARNATAKA INDIA
Tel 0836-2375678 Mobile +91 94480 51534 +91 94800 28018,
E-mail radhabengeri@gmail.com, shrikrishnaaqua@gmail.com

TC-17231

ANNEXURE-19
Format No: SKAEW/7.8/RF/C/04

Analysis Report of Stack Emission

1	Name of the Industry	:	BMM Ispat Ltd., Danapur, Hosapete Taluk, Vijayanagara District.
2	Customer Reference	:	WORKORDER NO.. 4500005206 Dated 05.06.2026
3	Sample collected by	:	Shri Krishna Aqua Engineering Works
4	Particulars of sample collected	:	Stack Sampler Sl. No: PT-25/2019
5	Instrument Details	:	Calibration Date: 04.09.2026 Calibration Due Date: 03.09.2027
6	Discipline	:	Chemical
7	Group	:	Atmospheric Pollution
8	Sample Type	:	Stack Monitoring
9	Month of Sampling	:	**OCTOBER-2026 (1st Fort Night)**
10	Date of Sample Received	:	06.10.2026
11	Date of Sample Analysis	:	07.10.2026
12	Date of Sample Analysis completion	:	07.10.2026
13	Report Issued Date	:	**03.11.2026**
14	Report Number	:	**ULR-TC172312600000077**

Sl. No	Stack Attached to	Date of Sample Collected	Sample Code	Fuel Used	TS °C	V m/Sec	Height (m)	Diameter (m)	PM mg/Nm³	KSPCB Std mg/Nm³
Chimneys attached to Bag Filter (De dusting Units)										
RMHS										
3	Screen, Coal Crusher (CPU)	Shutdown	-	-	-	-	35	1.5	-	**50**
4	Main Crusher	05.10.2026	319	-	34	4.51	25	0.5	8.73	**50**

Sl. No	Beneficiation Plant	Gas flow Discharge rate at Stack Condition m³/hr	KSPCB Std
3	Screen, Coal Crusher (CPU)	-	-
4	Main Crusher	3192	-

Parameter	Protocol
Particulate Matter (mg/Nm3)	IS: 11255 (Part 1) - 1985 (RA 2019)
Gas flow Discharge rate at Stack Condition	IS 11255 Part 3: 2008 (RA : 2018)

****End of the Report****

Reviewed & Authorized Signatory

R.M. Bengeri

Mrs. Radha M Bengeri
Technical Manger

Note:
1. All results pertain to the sample received and tested only.
2. Samples are Retained for 15 days after issue of test reports.
3. (*) Details as Furnished by Customer.
4. Total BDL - Below Detectable Limit, DL - Detection Limit.
5. This report is not to be reproduced either wholly or in part and cannot be used as an evidence in the court of Law and should not be used in any advertising media without written approval of the laboratory. Subjected to Hubli Jurisdiction.

SHRI KRISHNA AQUA ENGINEERING WORKS

H NO 3 & 4, LIMBUWALA BUILDING, PRAGATI COLONY,
1ST CROSS, VIDYANAGAR, HUBLI, DHARWAD, KARNATAKA, INDIA.
Tel: 0836-2375678, Mobile: +91 94480 51534, +91 94800 28018,
E-mail: radhabengeri@gmail.com, shrikrishnaaqua@gmail.com

ANNEXURE-19A
Format No: SKAEW/7.8/RF/C/04

Analysis Report of Stack Emission

1	Name of the Industry	:	BMM Ispat Ltd., Danapur, Hosapete Taluk, Vijayanagara District.
2	Customer Reference	:	WORKORDER NO.. 4500005206 DATED 05.06.2026
3	Sample collected by	:	Shri Krishna Aqua Engineering Works
4	Particulars of sample collected	:	Stack Sampler Sl. No: PT-25/2019
5	Instrument Details	:	Calibration Date: 04.09.2026 Calibration Due Date: 03.09.2027
6	Discipline	:	Chemical
7	Group	:	Atmospheric Pollution
8	Sample Type	:	Stack Monitoring
9	Month of Sampling	:	**OCTOBER-2026 (1st Fort Night)**
10	Date of Sample Received	:	06.10.2026
11	Date of Sample Analysis	:	07.10.2026
12	Date of Sample Analysis completion	:	07.10.2026
13	Report Issued Date	:	**03.11.2026**
14	Report Number	:	**SKAEW/BMMIL/STACK /2026-27/0077**

Sl. No	RMHS	Date of Sample Collected	Sample Code	Ambient Temperature ^{o}C	Gas flow Discharge rate at NTP Nm^3/hr	KSPCB Std
Chimneys attached to Bag Filter (De dusting Units)						
RMHS						
3	Screen, Coal Crusher (CPU)	Shutdown		-	-	-
4	Main Crusher	05.10.2026	319	31	3087	-

Parameter	Protocol
Gas flow Discharge rate at NTP	IS 11255 Part 3: 2008 (RA : 2018)

****End of the Report****

Reviewed & Authorized Signatory

R.M. Bengeri

Mrs. Radha M Bengeri
Technical Manager

Note:
1. All results pertain to the sample received and tested only.
2. Samples are Retained for 15 days after issue of test reports.
3. (*) Details as Furnished by Customer.
4. Total BDL - Below Detectable Limit, DL - Detection Limit.
5. This report is not to be reproduced either wholly or in part and cannot be used as an evidence in the court of Law and should not be used in any advertising media without written approval of the laboratory. Subjected to Hubli Jurisdiction.

SHRI KRISHNA AQUA ENGINEERING WORKS

H.NO. 3 & 4, LIMBUWALA BUILDING, PRAGATI COLONY,
1ST CROSS, VIDYANAGAR, HUBLI, DHARWAD, KARNATAKA, INDIA
Tel: 0836-2375678, Mobile: +91 94480 51534, +91 94800 28018,
E-mail: radhabengeri@gmail.com, shrikrishnaaqua@gmail.com

TC-17231

ANNEXURE-20
Format No: SKAEW/7.8/RF/C/04

Analysis Report of Stack Emission

1	Name of the Industry	:	BMM Ispat Ltd., Danapur, Hosapete Taluk, Vijayanagara District.
2	Customer Reference	:	WORKORDER NO.. 4500005206 Dated 05.06.2026
3	Sample collected by	:	Shri Krishna Aqua Engineering Works
4	Particulars of sample collected	:	Stack Sampler Sl. No: PT-25/2019
5	Instrument Details	:	Calibration Date: 04.09.2026 Calibration Due Date: 03.09.2027
6	Discipline	:	Chemical
7	Group	:	Atmospheric Pollution
8	Sample Type	:	Stack Monitoring
9	Month of Sampling	:	**OCTOBER-2026 (1st Fort Night)**
10	Date of Sample Received	:	0310.2026 & 06.10.2026
11	Date of Sample Analysis	:	05.10.2026 & 07.10.2026
12	Date of Sample Analysis completion	:	05.10.2026 & 07.10.2026
13	Report Issued Date	:	**03.11.2026**
14	Report Number	:	**ULR-TC172312600000072**

Sl. No	Stack Attached to	Date of Sample Collected	Sample Code	Fuel Used	TS °C	V m/Sec	Height (m)	Diameter (m)	PM mg/Nm³	KSPCB Std mg/Nm³
Chimneys attached to Bag Filter (De dusting Units)										
Pellet Plant -I										
5	RMHS for Additive Grinding Unit	03.10.2026	301	-	34	4.60	6.5	0.5	**16.58**	**50**
6	Mixer area	03.10.2026	302	-	35	4.95	3.0	0.3	**20.45**	**50**
7	Product transfer house	05.10.2026	318	-	36	4.68	10	0.4	**18.60**	**50**
8	Pellet discharge point from annular cooler	03.10.2026	**303**	-	37	5.09	6.5	0.5	**26.98**	**50**

Sl. No	Pellet Plant	Gas flow Discharge rate at Stack Condition m³/hr	KSPCB Std
5	RMHS for Additive Grinding Unit	3252	-
6	Mixer area	1259	-
7	Product transfer house	2115	-
8	Pellet discharge point from annular cooler	3599	-

Parameter	Protocol
Particulate Matter (mg/Nm3)	IS: 11255 (Part 1) - 1985 (RA 2019)
Gas flow Discharge rate at Stack Condition	IS 11255 Part 3: 2008 (RA : 2018)

****End of the Report****

Reviewed & Authorized Signatory

R.M. Bengeri

Mrs. Radha M Bengeri
Technical Manger

Note:
1. All results pertain to the sample received and tested only.
2. Samples are Retained for 15 days after issue of test reports.
3. (*) Details as Furnished by Customer.
4. Total BDL - Below Detectable Limit, DL - Detection Limit.
5. This report is not to be reproduced either wholly or in part and cannot be used as an evidence in the court of Law and should not be used in any advertising media without written approval of the laboratory. Subjected to Hubli Jurisdiction.

SHRI KRISHNA AQUA ENGINEERING WORKS

H NO 3 & 4 LIMBUWALA BUILDING PRAGATI COLONY
1ST CROSS VIDYANAGAR HUBLI DHARWAD KARNATAKA INDIA
Tel 0836-2375678 Mobile +91 94480 51534, +91 94800 28018
E-mail - radhabengeri@gmail.com, shrikrishnaaqua@gmail.com

ANNEXURE-20A
Format No: SKAEW/7.8/RF/C/04

Analysis Report of Stack Emission

1	Name of the Industry	:	BMM Ispat Ltd., Danapur, Hosapete Taluk, Vijayanagara District.
2	Customer Reference	:	WORKORDER NO.. 4500005206 DATED 05.06.2026
3	Sample collected by	:	Shri Krishna Aqua Engineering Works
4	Particulars of sample collected	:	Stack Sampler Sl. No: PT-25/2019
5	Instrument Details	:	Calibration Date: 04.09.2026 Calibration Due Date: 03.09.2027
6	Discipline	:	Chemical
7	Group	:	Atmospheric Pollution
8	Sample Type	:	Stack Monitoring
9	Month of Sampling	:	**OCTOBER-2026 (1st Fort Night)**
10	Date of Sample Received	:	0310.2026 & 06.10.2026
11	Date of Sample Analysis	:	05.10.2026 & 07.10.2026
12	Date of Sample Analysis completion	:	05.10.2026 & 07.10.2026
13	Report Issued Date	:	**03.11.2026**
14	Report Number	:	**SKAEW/BMMIL/STACK /2026-27/0072**

Sl. No	Pellet Plant	Date of Sample Collected	Sample Code	Ambient Temperature ^{o}C	Gas flow Discharge rate at NTP Nm^3/hr	KSPCB Std
Chimneys attached to Bag Filter (De dusting Units)						
Pellet Plant -I						
5	RMHS for Additive Grinding Unit	03.10.2026	301	30	3153	-
6	Mixer area	03.10.2026	302	31	1214	-
7	Product transfer house	05.10.2026	318	31	2038	-
8	Pellet discharge point from annular cooler	03.10.2026	**303**	32	3445	-

Parameter	Protocol
Gas flow Discharge rate at NTP	IS 11255 Part 3: 2008 (RA : 2018)

****End of the Report****

Reviewed & Authorized Signatory

R.M. Bengeri

Mrs. Radha M Bengeri
Technical Manager

Note:
1. All results pertain to the sample received and tested only.
2. Samples are Retained for 15 days after issue of test reports.
3. (*) Details as Furnished by Customer.
4. Total BDL - Below Detectable Limit, DL - Detection Limit.
5. This report is not to be reproduced either wholly or in part and cannot be used as an evidence in the court of Law and should not be used in any advertising media without written approval of the laboratory. Subjected to Hubli Jurisdiction.

SHRI KRISHNA AQUA ENGINEERING WORKS

H NO 3 & 4, LIMBUWALA BUILDING, PRAGATI COLONY,
1ST CROSS VIDYANAGAR, HUBLI DHARWAD KARNATAKA INDIA.
Tel 0836-2375678 Mobile +91 94480 51534, +91 94800 28018,
E-mail - radhabengeri@gmail.com, shrikrishnaaqua@gmail.com

TC-17231

ANNEXURE-21
Format No: SKAEW/7.8/RF/C/04

Analysis Report of Stack Emission

1	Name of the Industry	:	BMM Ispat Ltd., Danapur, Hosapete Taluk, Vijayanagara District.
2	Customer Reference	:	WORKORDER NO.. 4500005206 Dated 05.06.2026
3	Sample collected by	:	Shri Krishna Aqua Engineering Works
4	Particulars of sample collected	:	Stack Sampler Sl. No: PT-25/2019
5	Instrument Details	:	Calibration Date: 04.09.2026 Calibration Due Date: 03.09.2027
6	Discipline	:	Chemical
7	Group	:	Atmospheric Pollution
8	Sample Type	:	Stack Monitoring
9	Month of Sampling	:	**OCTOBER-2026 (1st Fort Night)**
10	Date of Sample Received	:	09.10.2026 & 10.10.2026
11	Date of Sample Analysis	:	10.10.2026 & 12.10.2026
12	Date of Sample Analysis completion	:	10.10.2026 & 12.10.2026
13	Report Issued Date	:	**03.11.2026**
14	Report Number	:	**ULR-TC172312600000089**

Sl. No	Stack Attached to	Date of Sample Collected	Sample Code	Fuel Used	TS °C	V m/Sec	Height (m)	Diameter (m)	PM mg/Nm³	KSPCB Std mg/Nm³
Chimneys attached to Bag Filter (De dusting Units)										
2 X 100 TPD Sponge Iron Kiln 1 & 2										
9	Cooler Discharge -1	Shutdown	-	---	-	-	30	1.20	-	**50**
10	Cooler Discharge -2	08.10.2026	362	---	35	4.79	30	1.20	21.76	**50**
11	Junction House -1	08.10.2026	363	---	36	5.00	30	1.20	23.72	**50**
12	Junction House -2	08.10.2026	364	---	37	4.71	30	1.20	27.01	**50**
13	Coal Crusher	09.10.2026	373	---	34	4.76	30	1.20	15.62	

Sl. No	2 X 100 TPD Sponge Iron Kiln 1 & 2	Gas flow Discharge rate at Stack Condition m³/hr	KSPCB Std
10	Cooler Discharge -1	Shutdown	-
11	Cooler Discharge -2	19491	-
12	Junction House -1	20364	-
13	Junction House -2	19170	-
14	Coal Crusher	19399	-

Parameter	Protocol
Particulate Matter (mg/Nm³)	IS: 11255 (Part 1) - 1985 (RA 2019)
Gas flow Discharge rate at Stack Condition	IS 11255 Part 3: 2008 (RA : 2018)

****End of the Report****

Reviewed & Authorized Signatory

R.M. Bengeri

Mrs. Radha M Bengeri
Technical Manger

Note:
1. All results pertain to the sample received and tested only.
2. Samples are Retained for 15 days after issue of test reports.
3. (*) Details as Furnished by Customer.
4. Total BDL - Below Detectable Limit, DL - Detection Limit.
5. This report is not to be reproduced either wholly or in part and cannot be used as an evidence in the court of Law and should not be used in any advertising media without written approval of the laboratory. Subjected to Hubli Jurisdiction.

SHRI KRISHNA AQUA ENGINEERING WORKS

H NO 3 & 4 LIMBUWALA BUILDING PRAGATI COLONY
1ST CROSS VIDYANAGAR HUBLI DHARWAD KARNATAKA INDIA.
Tel 0836-2375678 Mobile +91 94480 51534, +91 94800 28018,
E-mail - radhabengeri@gmail.com shrikrishnaaqua@gmail.com

ANNEXURE-21A
Format No: SKAEW/7.8/RF/C/04

Analysis Report of Stack Emission

1	Name of the Industry	:	BMM Ispat Ltd., Danapur, Hosapete Taluk, Vijayanagara District.
2	Customer Reference	:	WORKORDER NO.. 4500005206 DATED 05.06.2026
3	Sample collected by	:	Shri Krishna Aqua Engineering Works
4	Particulars of sample collected	:	Stack Sampler Sl. No: PT-25/2019
5	Instrument Details	:	Calibration Date: 04.09.2026 Calibration Due Date: 03.09.2027
6	Discipline	:	Chemical
7	Group	:	Atmospheric Pollution
8	Sample Type	:	Stack Monitoring
9	Month of Sampling	:	**OCTOBER-2026 (1st Fort Night)**
10	Date of Sample Received	:	09.10.2026 & 10.10.2026
11	Date of Sample Analysis	:	10.10.2026 & 12.10.2026
12	Date of Sample Analysis completion	:	10.10.2026 & 12.10.2026
13	Report Issued Date	:	**03.11.2026**
14	Report Number	:	**SKAEW/BMMIL/STACK /2026-27/0089**

Sl. No	2 X 100 TPD Sponge Iron Kiln 1 & 2	Date of Sample Collected	Sample Code	Ambient Temperature ^{o}C	Gas flow Discharge rate at NTP Nm^3/hr	KSPCB Std
Chimneys attached to Bag Filter (De dusting Units)						
2 X 100 TPD Sponge Iron Kiln 1 & 2						
9	Cooler Discharge -1	Shutdown	-	-	-	-
10	Cooler Discharge -2	08.10.2026	362	30	18824	-
11	Junction House -1	08.10.2026	363	32	19554	-
12	Junction House -2	08.10.2026	364	33	18333	-
13	Coal Crusher	09.10.2026	373	30	18798	

Parameter	Protocol
Gas flow Discharge rate at NTP	IS 11255 Part 3: 2008 (RA : 2018)

****End of the Report****

Reviewed & Authorized Signatory

R.M. Bengeri

Mrs. Radha M Bengeri
Technical Manager

Note:
1. All results pertain to the sample received and tested only.
2. Samples are Retained for 15 days after issue of test reports.
3. (*) Details as Furnished by Customer.
4. Total BDL - Below Detectable Limit, DL - Detection Limit.
5. This report is not to be reproduced either wholly or in part and cannot be used as an evidence in the court of Law and should not be used in any advertising media without written approval of the laboratory. Subjected to Hubli Jurisdiction.

SHRI KRISHNA AQUA ENGINEERING WORKS

H NO 3 & 4, LIMBUWALA BUILDING, PRAGATI COLONY,
1ST CROSS, VIDYANAGAR, HUBLI, DHARWAD, KARNATAKA, INDIA
Tel: 0836-2375678, Mobile: +91 94480 51534, +91 94800 28018,
E-mail: radhabengeri@gmail.com, shrikrishnaaqua@gmail.com

TC-17231

ANNEXURE-22
Format No: SKAEW/7.8/RF/C/04

Analysis Report of Stack Emission

1	Name of the Industry	:	BMM Ispat Ltd., Danapur, Hosapete Taluk, Vijayanagara District.
2	Customer Reference	:	WORKORDER NO.. 4500005206 Dated 05.06.2026
3	Sample collected by	:	Shri Krishna Aqua Engineering Works
4	Particulars of sample collected	:	Stack Sampler Sl. No: PT-25/2019
5	Instrument Details	:	Calibration Date: 04.09.2026 Calibration Due Date: 03.09.2027
6	Discipline	:	Chemical
7	Group	:	Atmospheric Pollution
8	Sample Type	:	Stack Monitoring
9	Month of Sampling	:	**OCTOBER-2026 (2nd Fort Night)**
10	Date of Sample Received	:	-
11	Date of Sample Analysis	:	-
12	Date of Sample Analysis completion	:	-
13	Report Issued Date	:	**03.11.2026**
14	Report Number	:	-

Sl. No	Stack Attached to	Date of Sample Collected	Sample Code	Fuel Used	TS °C	V m/Sec	Height (m)	Diameter (m)	PM mg/Nm³	KSPCB Std mg/Nm³
Induction Furnance 1 & 2										
1	Induction Furnance 1	Shutdown	-	Electric Power	-	-	30	1.2	-	**50**
2	Induction Furnance 2	Shutdown	-		-	-	30	1.3	--	**50**

Sl. No	Induction Furnance 1 & 2	Gas flow Discharge rate at NTP Nm³/hr	KSPCB Std
1	Induction Furnance 1	-	-
2	Induction Furnance 2	-	-

Parameter	Protocol
Particulate Matter (mg/Nm3)	IS: 11255 (Part 1) - 1985 (RA 2019)
Gas flow Discharge rate at Stack Condition	IS 11255 Part 3: 2008 (RA : 2018)

****End of the Report****

Reviewed & Authorized Signatory

R.M. Bengeri

Mrs. Radha M Bengeri
Technical Manger

Note:
1. All results pertain to the sample received and tested only.
2. Samples are Retained for 15 days after issue of test reports.
3. (*) Details as Furnished by Customer.
4. Total BDL - Below Detectable Limit, DL - Detection Limit.
5. This report is not to be reproduced either wholly or in part and cannot be used as an evidence in the court of Law and should not be used in any advertising media without written approval of the laboratory. Subjected to Hubli Jurisdiction.

SHRI KRISHNA AQUA ENGINEERING WORKS

H NO 3 & 4 LIMBUWALA BUILDING, PRAGATI COLONY,
1ST CROSS, VIDYANAGAR, HUBLI, DHARWAD, KARNATAKA, INDIA.
Tel: 0836-2375678, Mobile: +91 94480 51534, +91 94800 28018,
E-mail: radhabengeri@gmail.com, shrikrishnaaqua@gmail.com

ANNEXURE-22A
Format No: SKAEW/7.8/RF/C/04

Analysis Report of Stack Emission

1	Name of the Industry	:	BMM Ispat Ltd., Danapur, Hosapete Taluk, Vijayanagara District.
2	Customer Reference	:	WORKORDER NO.. 4500005206 DATED 05.06.2026
3	Sample collected by	:	Shri Krishna Aqua Engineering Works
4	Particulars of sample collected	:	Stack Sampler Sl. No: PT-25/2019
5	Instrument Details	:	Calibration Date: 04.09.2026 Calibration Due Date: 03.09.2027
6	Discipline	:	Chemical
7	Group	:	Atmospheric Pollution
8	Sample Type	:	Stack Monitoring
9	Month of Sampling	:	**OCTOBER-2026 (2nd Fort Night)**
10	Date of Sample Received	:	-
11	Date of Sample Analysis	:	-
12	Date of Sample Analysis completion	:	-
13	Report Issued Date	:	**03.11.2026**
14	Report Number	:	-

Sl. No	Induction Furnace 1 & 2	Date of Sample Collected	Sample Code	Ambient Temperature °C	Gas flow Discharge rate at NTP Nm^3/hr	KSPCB Std
Induction Furnance 1 & 2						
1	Induction Furnance 1	**Shutdown**	-	-	-	-
2	Induction Furnance 2	**Shutdown**	-	-	-	-

Parameter	Protocol
Gas flow Discharge rate at NTP	IS 11255 Part 3: 2008 (RA : 2018)

****End of the Report****

Reviewed & Authorized Signatory

R.M. Bengeri

Mrs. Radha M Bengeri
Technical Manager

Note:

1. All results pertain to the sample received and tested only.
2. Samples are Retained for 15 days after issue of test reports.
3. (*) Details as Furnished by Customer.
4. Total BDL - Below Detectable Limit, DL - Detection Limit.
5. This report is not to be reproduced either wholly or in part and cannot be used as an evidence in the court of Law and should not be used in any advertising media without written approval of the laboratory. Subjected to Hubli Jurisdiction.

SHRI KRISHNA AQUA ENGINEERING WORKS

H NO 3 & 4, LIMBUWALA BUILDING, PRAGATI COLONY,
1ST CROSS, VIDYANAGAR, HUBLI DHARWAD KARNATAKA INDIA
Tel 0836-2375678, Mobile +91 94480 51534 +91 94800 28018,
E-mail - radhabengeri@gmail.com, shrikrishnaaqua@gmail.com

TC-17231

ANNEXURE-23
Format No: SKAEW/7.8/RF/C/04

Analysis Report of Stack Emission

1	Name of the Industry	:	BMM Ispat Ltd., Danapur, Hosapete Taluk, Vijayanagara District.
2	Customer Reference	:	WORKORDER NO.. 4500005206 Dated 05.06.2026
3	Sample collected by	:	Shri Krishna Aqua Engineering Works
4	Particulars of sample collected	:	Stack Sampler Sl. No: PT-25/2019
5	Instrument Details	:	Calibration Date: 04.09.2026 Calibration Due Date: 03.09.2027
6	Discipline	:	Chemical
7	Group	:	Atmospheric Pollution
8	Sample Type	:	Stack Monitoring
9	Month of Sampling	:	**OCTOBER-2026 (2nd Fort Night)**
10	Date of Sample Received	:	28.10.2026
11	Date of Sample Analysis	:	29.10.2026
12	Date of Sample Analysis completion	:	29.10.2026
13	Report Issued Date	:	**03.11.2026**
14	Report Number	:	**ULR-TC172312600000129**

Sl. No	Stack Attached to	Date of Sample Collected	Sample Code	Fuel Used	TS °C	V m/Sec	Height (m)	Diameter (m)	PM mg/Nm³	KSPCB Std mg/Nm³
Chimneys attached to Bag Filter (De dusting Units)										
Beneficiation Plant										
1	Iron ore feeding hopper	27.10.2026	537	---	35	4.92	30	0.4	15.05	**50**
2	Iron Ore Screen (250 TPH)	27.10.2026	538	---	36	4.85	30	0.4	13.29	**50**

Sl. No	Beneficiation Plant	Gas flow Discharge rate at Stack Condition m³/hr	KSPCB Std
1	Iron ore feeding hopper	2228	-
2	Iron Ore Screen (250 TPH)	2193	-

Parameter	Protocol
Particulate Matter (mg/Nm³)	IS: 11255 (Part 1) - 1985 (RA 2019)
Gas flow Discharge rate at Stack Condition	IS 11255 Part 3: 2008 (RA : 2018)

****End of the Report****

Reviewed & Authorized Signatory

R.M. Bengeri

Mrs. Radha M Bengeri
Technical Manger

Note:

1. All results pertain to the sample received and tested only.
2. Samples are Retained for 15 days after issue of test reports.
3. (*) Details as Furnished by Customer.
4. Total BDL - Below Detectable Limit, DL - Detection Limit.
5. This report is not to be reproduced either wholly or in part and cannot be used as an evidence in the court of Law and should not be used in any advertising media without written approval of the laboratory. Subjected to Hubli Jurisdiction.

SHRI KRISHNA AQUA ENGINEERING WORKS

H NO 3 & 4 LIMBUWALA BUILDING PRAGATI COLONY,
1ST CROSS VIDYANAGAR HUBLI DHARWAD KARNATAKA INDIA.
Tel 0836-2375678 Mobile +91 94480 51534, +91 94800 28018
E-mail - radhabengeri@gmail.com shrikrishnaaqua@gmail.com

ANNEXURE-23A
Format No: SKAEW/7.8/RF/C/04

Analysis Report of Stack Emission

1	Name of the Industry	:	BMM Ispat Ltd., Danapur, Hosapete Taluk, Vijayanagara District.
2	Customer Reference	:	WORKORDER NO.. 4500005206 DATED 05.06.2026
3	Sample collected by	:	Shri Krishna Aqua Engineering Works
4	Particulars of sample collected	:	Stack Sampler Sl. No: PT-25/2019
5	Instrument Details	:	Calibration Date: 04.09.2026 Calibration Due Date: 03.09.2027
6	Discipline	:	Chemical
7	Group	:	Atmospheric Pollution
8	Sample Type	:	Stack Monitoring
9	Month of Sampling	:	**OCTOBER-2026 (2nd Fort Night)**
10	Date of Sample Received	:	28.10.2026
11	Date of Sample Analysis	:	29.10.2026
12	Date of Sample Analysis completion	:	29.10.2026
13	Report Issued Date	:	**03.11.2026**
14	Report Number	:	**SKAEW/BMMIL/STACK /2026-27/0129**

Sl. No	Beneficiation Plant	Date of Sample Collected	Sample Code	Ambient Temperature ^{o}C	Gas flow Discharge rate at NTP Nm^3/hr	KSPCB Std
Chimneys attached to Bag Filter (De dusting Units)						
Beneficiation Plant						
1	Iron ore feeding hopper	27.10.2026	537	31	2145	-
2	Iron Ore Screen (250 TPH)	27.10.2026	538	32	2103	-

Parameter	Protocol
Gas flow Discharge rate at NTP	IS 11255 Part 3: 2008 (RA : 2018)

****End of the Report****

Reviewed & Authorized Signatory

R.M. Bengeri

Mrs. Radha M Bengeri
Technical Manager

Note:
1. All results pertain to the sample received and tested only.
2. Samples are Retained for 15 days after issue of test reports.
3. (*) Details as Furnished by Customer.
4. Total BDL - Below Detectable Limit, DL - Detection Limit.
5. This report is not to be reproduced either wholly or in part and cannot be used as an evidence in the court of Law and should not be used in any advertising media without written approval of the laboratory. Subjected to Hubli Jurisdiction.

SHRI KRISHNA AQUA ENGINEERING WORKS

H NO 3 & 4 LIMBUWALA BUILDING, PRAGATI COLONY,
1ST CROSS VIDYANAGAR, HUBLI DHARWAD KARNATAKA INDIA
Tel 0836-2375678 Mobile +91 94480 51534 +91 94800 28018,
E-mail - radhabengeri@gmail.com, shrikrishnaaqua@gmail.com

TC-17231

ANNEXURE-24
Format No: SKAEW/7.8/RF/C/04

Analysis Report of Stack Emission

1	Name of the Industry	:	BMM Ispat Ltd., Danapur, Hosapete Taluk, Vijayanagara District.
2	Customer Reference	:	WORKORDER NO.. 4500005206 Dated 05.06.2026
3	Sample collected by	:	Shri Krishna Aqua Engineering Works
4	Particulars of sample collected	:	Stack Sampler Sl. No: PT-25/2019
5	Instrument Details	:	Calibration Date: 04.09.2026 Calibration Due Date: 03.09.2027
6	Discipline	:	Chemical
7	Group	:	Atmospheric Pollution
8	Sample Type	:	Stack Monitoring
9	Month of Sampling	:	**OCTOBER-2026 (2nd Fort Night)**
10	Date of Sample Received	:	3010.2026
11	Date of Sample Analysis	:	31.10.2026
12	Date of Sample Analysis completion	:	31.10.2026
13	Report Issued Date	:	**03.11.2026**
14	Report Number	:	**ULR-TC172312600000134**

Sl. No	Stack Attached to	Date of Sample Collected	Sample Code	Fuel Used	TS °C	V m/Sec	Height (m)	Diameter (m)	PM mg/Nm³	KSPCB Std mg/Nm³
Chimneys attached to Bag Filter (De dusting Units)										
RMHS										
3	Screen, Coal Crusher (CPU)	Shutdown	-	-	-	-	30	1.50	-	**50**
4	Main Crusher	29.10.2026	563	-	32	4.70	25	0.50	10.26	**50**

Sl. No	Beneficiation Plant	Gas flow Discharge rate at Stack Condition m³/hr	KSPCB Std
3	Screen, Coal Crusher (CPU)	Shutdown	-
4	Main Crusher	3325	-

Parameter	Protocol
Particulate Matter (mg/Nm3)	IS: 11255 (Part 1) - 1985 (RA 2019)
Gas flow Discharge rate at Stack Condition	IS 11255 Part 3: 2008 (RA : 2018)

****End of the Report****

Reviewed & Authorized Signatory

R.M. Bengeri

Mrs. Radha M Bengeri
Technical Manger

Note:
1. All results pertain to the sample received and tested only.
2. Samples are Retained for 15 days after issue of test reports.
3. (*) Details as Furnished by Customer.
4. Total BDL - Below Detectable Limit, DL - Detection Limit.
5. This report is not to be reproduced either wholly or in part and cannot be used as an evidence in the court of Law and should not be used in any advertising media without written approval of the laboratory. Subjected to Hubli Jurisdiction.

SHRI KRISHNA AQUA ENGINEERING WORKS

H NO 3 & 4 LIMBUWALA BUILDING PRAGATI COLONY
1 CROSS VIDYANAGAR HUBLI DHARWAD KARNATAKA INDIA
Tel 0836-2375678 Mobile +91 94480 51534 +91 94800 28018
E-mail - radhabengeri@gmail.com shrikrishnaaqua@gmail.com

ANNEXURE-24A
Format No: SKAEW/7.8/RF/C/04

Analysis Report of Stack Emission

1	Name of the Industry	:	BMM Ispat Ltd., Danapur, Hosapete Taluk, Vijayanagara District.
2	Customer Reference	:	WORKORDER NO.. 4500005206 DATED 05.06.2026
3	Sample collected by	:	Shri Krishna Aqua Engineering Works
4	Particulars of sample collected	:	Stack Sampler Sl. No: PT-25/2019
5	Instrument Details	:	Calibration Date: 04.09.2026 Calibration Due Date: 03.09.2027
6	Discipline	:	Chemical
7	Group	:	Atmospheric Pollution
8	Sample Type	:	Stack Monitoring
9	Month of Sampling	:	**OCTOBER-2026 (2nd Fort Night)**
10	Date of Sample Received	:	30.10.2026
11	Date of Sample Analysis	:	31.10.2026
12	Date of Sample Analysis completion	:	31.10.2026
13	Report Issued Date	:	**03.11.2026**
14	Report Number	:	**SKAEW/BMMIL/STACK /2026-27/0134**

Sl. No	Beneficiation Plant	Date of Sample Collected	Sample Code	Ambient Temperature ^{o}C	Gas flow Discharge rate at NTP Nm^3/hr	KSPCB Std
Chimneys attached to Bag Filter (De dusting Units)						
RMHS						
3	Screen, Coal Crusher (CPU)	Shutdown		-	-	
4	Main Crusher	29.10.2026	563	29	3246	-

Parameter	Protocol
Gas flow Discharge rate at NTP	IS 11255 Part 3: 2008 (RA : 2018)

****End of the Report****

Reviewed & Authorized Signatory

R.M. Bengeri

Mrs. Radha M Bengeri
Technical Manager

Note:
1. All results pertain to the sample received and tested only.
2. Samples are Retained for 15 days after issue of test reports.
3. (*) Details as Furnished by Customer.
4. Total BDL - Below Detectable Limit, DL - Detection Limit.
5. This report is not to be reproduced either wholly or in part and cannot be used as an evidence in the court of Law and should not be used in any advertising media without written approval of the laboratory. Subjected to Hubli Jurisdiction.

SHRI KRISHNA AQUA ENGINEERING WORKS

H NO 3 & 4 LIMBUWALA BUILDING, PRAGATI COLONY,
1ST CROSS VIDYANAGAR, HUBLI DHARWAD, KARNATAKA INDIA
Tel 0836-2375678 Mobile +91 94480 51534 +91 94800 28018
E-mail - radhabengeri@gmail.com, shrikrishnaaqua@gmail.com

TC-17231

ANNEXURE-25
Format No: SKAEW/7.8/RF/C/04

Analysis Report of Stack Emission

1	Name of the Industry	:	BMM Ispat Ltd., Danapur, Hosapete Taluk, Vijayanagara District.
2	Customer Reference	:	WORKORDER NO.. 4500005206 Dated 05.06.2026
3	Sample collected by	:	Shri Krishna Aqua Engineering Works
4	Particulars of sample collected	:	Stack Sampler Sl. No: PT-25/2019
5	Instrument Details	:	Calibration Date: 04.09.2026 Calibration Due Date: 03.09.2027
6	Discipline	:	Chemical
7	Group	:	Atmospheric Pollution
8	Sample Type	:	Stack Monitoring
9	Month of Sampling	:	**OCTOBER-2026 (2nd Fort Night)**
10	Date of Sample Received	:	19.10.2026 &22.10.2026
11	Date of Sample Analysis	:	20.10.2026 &23.10.2026
12	Date of Sample Analysis completion	:	20.10.2026 &23.10.2026
13	Report Issued Date	:	**03.11.2026**
14	Report Number	:	**ULR-TC172312600000100**

Sl. No	Stack Attached to	Date of Sample Collected	Sample Code	Fuel Used	TS °C	V m/Sec	Height (m)	Diameter (m)	PM mg/Nm³	KSPCB Std mg/Nm³
Chimneys attached to Bag Filter (De dusting Units)										
Pellet Plant-I										
5	RMHS for Additive Grinding Unit	17.10.2026	423	---	34	4.88	6.5	0.50	15.58	**50**
6	Mixer area	17.10.2026	424	---	35	5.05	3.0	0.30	16.45	**50**
7	Product transfer house	17.10.2026	425	---	36	4.70	10.0	0.40	14.97	**50**
8	Pellet discharge point from annular cooler	21.10.2026	451	---	38	4.99	6.5	0.50	29.78	**50**

Sl. No	Pellet Plant-1	Gas flow Discharge rate at Stack Condition m³/hr	KSPCB Std
5	RMHS for Additive Grinding Unit	3451	-
6	Mixer area	1285	-
7	Product transfer house	2127	-
8	Pellet discharge point from annular cooler	3531	-

Parameter	Protocol
Particulate Matter (mg/Nm3)	IS: 11255 (Part 1) - 1985 (RA 2019)
Gas flow Discharge rate at Stack Condition	IS 11255 Part 3: 2008 (RA : 2018)

****End of the Report****

Reviewed & Authorized Signatory

R.M. Bengeri

Mrs. Radha M Bengeri
Technical Manger

Note:

1. All results pertain to the sample received and tested only.
2. Samples are Retained for 15 days after issue of test reports.
3. (*) Details as Furnished by Customer.
4. Total BDL - Below Detectable Limit, DL - Detection Limit.
5. This report is not to be reproduced either wholly or in part and cannot be used as an evidence in the court of Law and should not be used in any advertising media without written approval of the laboratory. Subjected to Hubli Jurisdiction.

SHRI KRISHNA AQUA ENGINEERING WORKS

H NO 3 & 4, LIMBUWALA BUILDING, PRAGATI COLONY,
1ST CROSS, VIDYANAGAR, HUBLI, DHARWAD, KARNATAKA, INDIA.
Tel: 0836-2375678, Mobile: +91 94480 51534, +91 94800 28018,
E-mail: radhabengeri@gmail.com, shrikrishnaaqua@gmail.com

ANNEXURE-25A
Format No: SKAEW/7.8/RF/C/04

Analysis Report of Stack Emission

1	Name of the Industry	:	BMM Ispat Ltd., Danapur, Hosapete Taluk, Vijayanagara District.
2	Customer Reference	:	WORKORDER NO.. 4500005206 DATED 05.06.2026
3	Sample collected by	:	Shri Krishna Aqua Engineering Works
4	Particulars of sample collected	:	Stack Sampler Sl. No: PT-25/2019
5	Instrument Details	:	Calibration Date: 04.09.2026 Calibration Due Date: 03.09.2027
6	Discipline	:	Chemical
7	Group	:	Atmospheric Pollution
8	Sample Type	:	Stack Monitoring
9	Month of Sampling	:	**OCTOBER-2026 (2nd Fort Night)**
10	Date of Sample Received	:	19.10.2026 &22.10.2026
11	Date of Sample Analysis	:	20.10.2026 &23.10.2026
12	Date of Sample Analysis completion	:	20.10.2026 &23.10.2026
13	Report Issued Date	:	**03.11.2026**
14	Report Number	:	**SKAEW/BMMIL/STACK /2026-27/0100**

Sl. No	Pellet Plant	Date of Sample Collected	Sample Code	Ambient Temperature ^{o}C	Gas flow Discharge rate at NTP Nm^3/hr	KSPCB Std
Chimneys attached to Bag Filter (De dusting Units)						
Pellet Plant-I						
5	RMHS for Additive Grinding Unit	17.10.2026	423	30	3342	-
6	Mixer area	17.10.2026	424	30	1237	-
7	Product transfer house	17.10.2026	425	31	2040	-
8	Pellet discharge point from annular cooler	21.10.2026	451	30	3379	-

Parameter	Protocol
Gas flow Discharge rate at NTP	IS 11255 Part 3: 2008 (RA : 2018)

****End of the Report****

Reviewed & Authorized Signatory

R.M. Bengeri

Mrs. Radha M Bengeri
Technical Manager

Note:
1. All results pertain to the sample received and tested only.
2. Samples are Retained for 15 days after issue of test reports.
3. (*) Details as Furnished by Customer.
4. Total BDL - Below Detectable Limit, DL - Detection Limit.
5. This report is not to be reproduced either wholly or in part and cannot be used as an evidence in the court of Law and should not be used in any advertising media without written approval of the laboratory. Subjected to Hubli Jurisdiction.

SHRI KRISHNA AQUA ENGINEERING WORKS

H NO 3 & 4, LIMBUWALA BUILDING, PRAGATI COLONY,
1ST CROSS, VIDYANAGAR, HUBLI, DHARWAD, KARNATAKA INDIA
Tel : 0836-2375678, Mobile : +91 94480 51534, +91 94800 28018,
E-mail : radhabengeri@gmail.com, shrikrishnaaqua@gmail.com

TC-17231

ANNEXURE-26
Format No: SKAEW/7.8/RF/C/04

Analysis Report of Stack Emission

1	Name of the Industry	:	BMM Ispat Ltd., Danapur, Hosapete Taluk, Vijayanagara District.
2	Customer Reference	:	WORKORDER NO.. 4500005206 Dated 05.06.2026
3	Sample collected by	:	Shri Krishna Aqua Engineering Works
4	Particulars of sample collected	:	Stack Sampler Sl. No: PT-25/2019
5	Instrument Details	:	Calibration Date: 04.09.2026 Calibration Due Date: 03.09.2027
6	Discipline	:	Chemical
7	Group	:	Atmospheric Pollution
8	Sample Type	:	Stack Monitoring
9	Month of Sampling	:	**OCTOBER-2026 (2nd Fort Night)**
10	Date of Sample Received	:	26.10.2026 & 27.10.2026
11	Date of Sample Analysis	:	27.10.2026 & 28.10.2026
12	Date of Sample Analysis completion	:	27.10.2026 & 28.10.2026
13	Report Issued Date	:	**03.11.2026**
14	Report Number	:	**ULR-TC172312600000126**

Sl. No	Stack Attached to	Date of Sample Collected	Sample Code	Fuel Used	TS ^{0}C	V m/Sec	Height (m)	Diameter (m)	PM mg/N m^3	KSPCB Std mg/Nm^3
Chimneys attached to Bag Filter (De dusting Units)										
2 X 100 TPD Sponge Iron Kiln 1 & 2										
9	Cooler Discharge-1	24.10.2026	507	---	32	4.85	30	1.20	19.09	**50**
10	Cooler Discharge-2	24.10.2026	508	---	33	5.02	30	1.2	23.38	**50**
11	Junction House-1	24.10.2026	509	---	34	5.16	30	1.2	25.80	**50**
12	Junction House-2	26.10.2026	523	---	34	4.90	30	1.2	28.69	**50**
13	Coal Crusher	26.10.2026	524	---	35	4.71	30	1.2	32.26	**50**

Sl. No	2 X 100 TPD Sponge Iron Kiln 1 & 2	Gas flow Discharge rate at Stack Condition m^3/hr	KSPCB Std
9	Cooler Discharge-1	19744	-
10	Cooler Discharge-2	20432	-
11	Junction House-1	21031	-
12	Junction House-2	19934	-
13	Coal Crusher	19162	-

Parameter	Protocol
Particulate Matter (mg/Nm3)	IS: 11255 (Part 1) - 1985 (RA 2019)
Gas flow Discharge rate at Stack Condition	IS 11255 Part 3: 2008 (RA : 2018)

****End of the Report****

Reviewed & Authorized Signatory

R.M. Bengeri

Mrs. Radha M Bengeri
Technical Manger

Note:
1. All results pertain to the sample received and tested only.
2. Samples are Retained for 15 days after issue of test reports.
3. (*) Details as Furnished by Customer.
4. Total BDL - Below Detectable Limit, DL - Detection Limit.
5. This report is not to be reproduced either wholly or in part and cannot be used as an evidence in the court of Law and should not be used in any advertising media without written approval of the laboratory. Subjected to Hubli Jurisdiction.

SHRI KRISHNA AQUA ENGINEERING WORKS

H NO 3 & 4, LIMBUWALA BUILDING, PRAGATI COLONY,
1ST CROSS, VIDYANAGAR, HUBLI, DHARWAD, KARNATAKA INDIA
Tel: 0836-2375678 Mobile: +91 94480 51534, +91 94800 28018,
E-mail : radhabengeri@gmail.com shrikrishnaaqua@gmail.com

ANNEXURE-26A
Format No: SKAEW/7.8/RF/C/04

Analysis Report of Stack Emission

1	Name of the Industry	:	BMM Ispat Ltd., Danapur, Hosapete Taluk, Vijayanagara District.
2	Customer Reference	:	WORKORDER NO.. 4500005206 DATED 05.06.2026
3	Sample collected by	:	Shri Krishna Aqua Engineering Works
4	Particulars of sample collected	:	Stack Sampler Sl. No: PT-25/2019
5	Instrument Details	:	Calibration Date: 04.09.2026 Calibration Due Date: 03.09.2027
6	Discipline	:	Chemical
7	Group	:	Atmospheric Pollution
8	Sample Type	:	Stack Monitoring
9	Month of Sampling	:	**OCTOBER-2026 (2nd Fort Night)**
10	Date of Sample Received	:	26.10.2026 & 27.10.2026
11	Date of Sample Analysis	:	27.10.2026 & 28.10.2026
12	Date of Sample Analysis completion	:	27.10.2026 & 28.10.2026
13	Report Issued Date	:	**03.11.2026**
14	Report Number	:	**SKAEW/BMMIL/STACK /2026-27/0126**

Sl. No	2 X 100 TPD Sponge Iron Kiln 1 & 2	Date of Sample Collected	Sample Code	Ambient Temperature ^{o}C	Gas flow Discharge rate at NTP Nm^3/hr	KSPCB Std
10	Cooler Discharge-1	24.10.2026	507	28	19260	-
11	Cooler Discharge-2	24.10.2026	508	29	19812	-
12	Junction House-1	24.10.2026	509	30	20312	-
13	Junction House-2	26.10.2026	523	30	19301	-
14	Coal Crusher	26.10.2026	524	31	18450	

Parameter	Protocol
Gas flow Discharge rate at NTP	IS 11255 Part 3: 2008 (RA : 2018)

****End of the Report****

Reviewed & Authorized Signatory

R.M. Bengeri

Mrs. Radha M Bengeri
Technical Manager

Note:
1. All results pertain to the sample received and tested only.
2. Samples are Retained for 15 days after issue of test reports.
3. (*) Details as Furnished by Customer.
4. Total BDL - Below Detectable Limit, DL - Detection Limit.
5. This report is not to be reproduced either wholly or in part and cannot be used as an evidence in the court of Law and should not be used in any advertising media without written approval of the laboratory. Subjected to Hubli Jurisdiction.

SHRI KRISHNA AQUA ENGINEERING WORKS

H NO 3 & 4, LIMBUWALA BUILDING, PRAGATI COLONY,
1ST CROSS, VIDYANAGAR, HUBLI, DHARWAD, KARNATAKA, INDIA
Tel : 0836-2375678, Mobile : +91 94480 51534, +91 94800 28018,
E-mail : radhabengeri@gmail.com, shrikrishnaaqua@gmail.com

TC-17231

ANNEXURE-27
Format No: SKAEW/7.8/RF/C/04

Analysis Report of Stack Emission

1	Name of the Industry	:	BMM Ispat Ltd., Danapur, Hosapete Taluk, Vijayanagara District.
2	Customer Reference	:	WORKORDER NO.. 4500005206 Dated 05.06.2026
3	Sample collected by	:	Shri Krishna Aqua Engineering Works
4	Particulars of sample collected	:	Stack Sampler Sl. No: PT-25/2019
5	Instrument Details	:	Calibration Date: 04.09.2026 Calibration Due Date: 03.09.2027
6	Discipline	:	Chemical
7	Group	:	Atmospheric Pollution
8	Sample Type	:	Stack Monitoring
9	Sampling Location	:	**Pellet Plant-2 Combustions Furnace ESP**
10	Month of Sampling	:	**OCTOBER-2026**
11	Date of Sample Received	:	02.10.2026
12	Date of Sample Analysis	:	03.10.2026
13	Date Sample Analysis Completion	:	03.10.2026
14	Report Issued Date	:	**03.11.2026**
15	Report Number	:	**ULR-TC172312600000066**

Stack Details (*)

1	Fuel Used	Coal
2	Stack Height (mtr)	100
3	Stack Diameter (mtr)	4.4

Emission Details

Sl. No.	Parameters	Method	Unit	Result	Permissible Limit
				1st Fort Night	
	Date of Sample Collected			01.10.2026	
	Sample Code			288	
1	Stack Temperature	IS 11255 Part 3: 2008 (RA : 2018)	^0C	**64**	-
2	Stack Velocity	IS 11255 Part 3: 2008 (RA : 2018)	m/sec	**6.43**	-
3	Particulate Matter	IS: 11255 (Part 1) - 1985 (RA 2019)	mg/Nm^3	**28.90**	**50**
4	Sulphur Dioxide	IS: 11255 (Part 2): (RA 2014)	mg/Nm^3	**175**	**NS**
5	Carbon Monoxide	IS 13270 : 1992 (RA : 2019)	%	**0.021**	**1%**

Note: NS- Not Specified. RA: Reaffirmed. **INFERENCE:** The Measured Values are within the limits.

****End of the Report****

Reviewed & Authorized Signatory

R.M. Bengeri

Mrs. Radha M Bengeri
Technical Manager

Note:
1. All results pertain to the sample received and tested only.
2. Samples are Retained for 15 days after issue of test reports.
3. (*) Details as Furnished by Customer.
4. Total BDL - Below Detectable Limit, DL - Detection Limit.
5. This report is not to be reproduced either wholly or in part and cannot be used as an evidence in the court of Law and should not be used in any advertising media without written approval of the laboratory. Subjected to Hubli Jurisdiction.

SHRI KRISHNA AQUA ENGINEERING WORKS

H NO 3 & 4 LIMBUWALA BUILDING PRAGATI COLONY,
1ST CROSS VIDYANAGAR HUBLI DHARWAD KARNATAKA INDIA.
Tel 0836-2375678 Mobile +91 94480 51534, +91 94800 28018.
E-mail - radhabengeri@gmail.com, shrikrishnaaqua@gmail.com

ANNEXURE-27A
Format No: SKAEW/7.8/RF/C/04

Analysis Report of Stack Emission

1	Name of the Industry	:	BMM Ispat Ltd., Danapur, Hosapete Taluk, Vijayanagara District.
2	Customer Reference	:	WORKORDER NO.. 4500005206 DATED 05.06.2026
3	Sample collected by	:	Shri Krishna Aqua Engineering Works
4	Particulars of sample collected	:	Stack Sampler Sl. No: PT-25/2019
5	Instrument Details	:	Calibration Date: 04.09.2026 Calibration Due Date: 03.09.2027
6	Discipline	:	Chemical
7	Group	:	Atmospheric Pollution
8	Sample Type	:	Stack Monitoring
9	Sampling Location	:	**Pellet Plant-2 Combustions Furnace ESP**
10	Month of Sampling	:	**OCTOBER-2026**
11	Date of Sample Received	:	02.10.2026
12	Date of Sample Analysis	:	03.10.2026
13	Date Sample Analysis Completion	:	03.10.2026
14	Report Issued Date	:	**03.11.2026**
15	Report Number	:	**SKAEW/BMMIL/STACK /2026-27/0066**

Stack Details (*)

1	Fuel Used	Coal
2	Stack Height (mtr)	100
3	Stack Diameter (mtr)	4.4

Emission Details

Sl. No.	Parameters	Method	Unit	Result	Permissible Limit
	Date of Sample Collected			1st Fort Night	
	Sample Code			01.10.2026	
				288	
6	Ambient Temperature	IS: 11255 (Part 1) - 1985 (RA 2019)	^0C	**29**	-
7	Nitrogen Dioxide	IS:11255 (Part7): 2005 (RA 2022)	mg/Nm^3	**63.0**	**NS**
8	Gas flow Discharge rate at NTP	IS 11255 Part 3: 2008 (RA : 2018)	Nm^3/hr	**311071**	-
9	Gas flow Discharge rate at Stack Condition	IS 11255 Part 3: 2008 (RA : 2018)	m^3/hr	**352152**	-

Note: NS- Not Specified. RA: Reaffirmed. **INFERENCE:** The Measured Values are within the limits.

****End of the Report****

Reviewed & Authorized Signatory

R.M. Bengeri

Mrs. Radha M Bengeri
Technical Manager

Note:
1. All results pertain to the sample received and tested only.
2. Samples are Retained for 15 days after issue of test reports.
3. (*) Details as Furnished by Customer.
4. Total BDL - Below Detectable Limit, DL - Detection Limit.
5. This report is not to be reproduced either wholly or in part and cannot be used as an evidence in the court of Law and should not be used in any advertising media without written approval of the laboratory. Subjected to Hubli Jurisdiction.

STACK EMISSION LOCATIONS

Pellet Plant-2 ESP





SHRI KRISHNA AQUA ENGINEERING WORKS

H NO 3 & 4, LIMBUWALA BUILDING, PRAGATI COLONY,
1ST CROSS, VIDYANAGAR, HUBLI, DHARWAD, KARNATAKA, INDIA.
Tel : 0836-2375678, Mobile : +91 94480 51534, +91 94800 28018,
E-mail : radhabengeri@gmail.com, shrikrishnaaqua@gmail.com

TC-17231

ANNEXURE-27/1
Format No: SKAEW/7.8/RF/C/04

Analysis Report of Stack Emission

1	Name of the Industry	:	BMM Ispat Ltd., Danapur, Hosapete Taluk, Vijayanagara District.
2	Customer Reference	:	WORKORDER NO.. 4500005206 DATED 05.06.2026
3	Sample collected by	:	Shri Krishna Aqua Engineering Works
4	Particulars of sample collected	:	Stack Sampler Sl. No: PT-25/2019
5	Instrument Details	:	Calibration Date: 04.09.2026 Calibration Due Date: 03.09.2027
6	Discipline	:	Chemical
7	Group	:	Atmospheric Pollution
8	Sample Type	:	Stack Monitoring
9	Sampling Location	:	**Pellet Plant-2 Combustions Furnace ESP**
10	Month of Sampling	:	**OCTOBER-2026**
11	Date of Sample Received	:	16.10.2026
12	Date of Sample Analysis	:	17.10.2026
13	Date Sample Analysis Completion	:	17.10.2026
14	Report Issued Date	:	**03.11.2026**
15	Report Number	:	**ULR-TC172312600000095**

Stack Details (*)

1	Fuel Used	Coal
2	Stack Height (mtr)	100
3	Stack Diameter (mtr)	4.4

Emission Details

Sl. No.	Parameters	Method	Unit	Result	Permissible Limit
				2nd Fort Night	
	Date of Sample Collected			16.10.2026	
	Sample Code			408	
1	Stack Temperature	IS 11255 Part 3: 2008 (RA : 2018)	^0C	**61.0**	-
2	Stack Velocity	IS 11255 Part 3: 2008 (RA : 2018)	m/sec	**6.41**	-
3	Particulate Matter	IS: 11255 (Part 1) - 1985 (RA 2019)	mg/Nm^3	**26.73**	**50**
4	Sulphur Dioxide	IS: 11255 (Part 2): (RA 2014)	mg/Nm^3	**161.0**	**NS**
5	Carbon Monoxide	IS 13270 : 1992 (RA : 2019)	%	**0.017**	**1%**

Note: NS- Not Specified. RA: Reaffirmed. **INFERENCE:** The Measured Values are within the limits.

****End of the Report****

Reviewed & Authorized Signatory

R.M. Bengeri

Mrs. Radha M Bengeri
Technical Manager

Note:
1. All results pertain to the sample received and tested only.
2. Samples are Retained for 15 days after issue of test reports.
3. (*) Details as Furnished by Customer.
4. Total BDL - Below Detectable Limit, DL - Detection Limit.
5. This report is not to be reproduced either wholly or in part and cannot be used as an evidence in the court of Law and should not be used in any advertising media without written approval of the laboratory. Subjected to Hubli Jurisdiction.

SHRI KRISHNA AQUA ENGINEERING WORKS

H NO 3 & 4 LIMBUWALA BUILDING PRAGATI COLONY
1ST CROSS VIDYANAGAR HUBLI DHARWAD KARNATAKA INDIA.
Tel 0836-2375678 Mobile +91 94480 51534, +91 94800 28018
E-mail - radhabengeri@gmail.com shrikrishnaaqua@gmail.com

ANNEXURE-27/1
Format No: SKAEW/7.8/RF/C/04

Analysis Report of Stack Emission

1	Name of the Industry	:	BMM Ispat Ltd., Danapur, Hosapete Taluk, Vijayanagara District.
2	Customer Reference	:	WORKORDER NO.. 4500005206 DATED 05.06.2026
3	Sample collected by	:	Shri Krishna Aqua Engineering Works
4	Particulars of sample collected	:	Stack Sampler Sl. No: PT-25/2019
5	Instrument Details	:	Calibration Date: 04.09.2026 Calibration Due Date: 03.09.2027
6	Discipline	:	Chemical
7	Group	:	Atmospheric Pollution
8	Sample Type	:	Stack Monitoring
9	Sampling Location	:	**Pellet Plant-2 Combustions Furnace ESP**
10	Month of Sampling	:	**OCTOBER-2026**
11	Date of Sample Received	:	16.10.2026
12	Date of Sample Analysis	:	17.10.2026
13	Date Sample Analysis Completion	:	17.10.2026
14	Report Issued Date	:	**03.11.2026**
15	Report Number	:	**SKAEW/BMMIL/STACK /2026-27/0095**

Stack Details (*)

1	Fuel Used	Coal
2	Stack Height (mtr)	100
3	Stack Diameter (mtr)	4.4

Emission Details

Sl. No.	Parameters	Method	Unit	Result	Permissible Limit
				2nd Fort Night	
	Date of Sample Collected			16.10.2026	
	Sample Code			408	
6	Ambient Temperature	IS: 11255 (Part 1) - 1985 (RA 2019)	^0C	29	-
7	Nitrogen Dioxide	IS:11255 (Part7): 2005 (RA 2022)	mg/Nm^3	52.0	NS
8	Gas flow Discharge rate at NTP	IS 11255 Part 3: 2008 (RA : 2018)	Nm^3/hr	313050	-
9	Gas flow Discharge rate at Stack Condition	IS 11255 Part 3: 2008 (RA : 2018)	m^3/hr	351007	-

Note: NS- Not Specified. RA: Reaffirmed. **INFERENCE:** The Measured Values are within the limits.

****End of the Report****

Reviewed & Authorized Signatory

R.M. Bengeri

Mrs. Radha M Bengeri
Technical Manager

Note:
1. All results pertain to the sample received and tested only.
2. Samples are Retained for 15 days after issue of test reports.
3. (*) Details as Furnished by Customer.
4. Total BDL - Below Detectable Limit, DL - Detection Limit.
5. This report is not to be reproduced either wholly or in part and cannot be used as an evidence in the court of Law and should not be used in any advertising media without written approval of the laboratory. Subjected to Hubli Jurisdiction.

SHRI KRISHNA AQUA ENGINEERING WORKS

H NO 3 & 4, LIMBUWALA BUILDING, PRAGATI COLONY,
1ST CROSS VIDYANAGAR, HUBLI DHARWAD KARNATAKA INDIA.
Tel 0836-2375678 Mobile +91 94480 51534 +91 94800 28018.
E-mail - radhabengeri@gmail.com, shrikrishnaaqua@gmail.com

TC-17231

ANNEXURE-28
Format No: SKAEW/7.8/RF/C/04

Analysis Report of Stack Emission

1	Name of the Industry	:	BMM Ispat Ltd., Danapur, Hosapete Taluk, Vijayanagara District.
2	Customer Reference	:	WORKORDER NO.. 4500005206 DATED 05.06.2026
3	Sample collected by	:	Shri Krishna Aqua Engineering Works
4	Particulars of sample collected	:	Stack Sampler Sl. No: PT-25/2019
5	Instrument Details	:	Calibration Date: 04.09.2026 Calibration Due Date: 03.09.2027
6	Discipline	:	Chemical
7	Group	:	Atmospheric Pollution
8	Sample Type	:	Stack Monitoring
9	Sampling Location	:	**SID2- Rotary Kiln (3&4) 2*500 TPD ESP**
10	Month of Sampling	:	**OCTOBER-2026**
11	Date of Sample Received	:	06.10.2026 &22.10.2026
12	Date of Sample Analysis	:	07.10.2026 &23.10.2026
13	Date Sample Analysis Completion	:	07.10.2026 &23.10.2026
14	Report Issued Date	:	**03.11.2026**
15	Report Number	:	**ULR-TC172312600000078**

Stack Details (*)

1	Fuel Used	Coal
2	Stack Height (mtr)	70.0
3	Stack Diameter (mtr)	3.00

Emission Details

Sl. No.	Parameters	Method	Unit	Result		Permissible Limit
				1st Fort Night	2nd Fort Night	
	Date of Sample Collected			05.10.2026	21.10.2026	
	Sample Code			320	452	
1	Stack Temperature	IS 11255 Part 3: 2008 (RA : 2018)	^0C	128	126	-
2	Stack Velocity	IS 11255 Part 3: 2008 (RA : 2018)	m/sec	7.34	7.12	-
3	Particulate Matter	IS: 11255 (Part 1) - 1985 (RA 2019)	mg/Nm^3	29.91	28.16	50
4	Sulphur Dioxide	IS: 11255 (Part 2): (RA 2014)	mg/Nm^3	462	491	NS
5	Carbon Monoxide	IS 13270 : 1992 (RA : 2019)	%	0.120	0.134	1%

Note: NS- Not Specified. RA: Reaffirmed. **INFERENCE:** The Measured Values are within the limits.

****End of the Report****

Reviewed & Authorized Signatory

R.M. Bengeri

Mrs. Radha M Bengeri
Technical Manager

Note:
1. All results pertain to the sample received and tested only.
2. Samples are Retained for 15 days after issue of test reports.
3. (*) Details as Furnished by Customer.
4. Total BDL - Below Detectable Limit, DL - Detection Limit.
5. This report is not to be reproduced either wholly or in part and cannot be used as an evidence in the court of Law and should not be used in any advertising media without written approval of the laboratory. Subjected to Hubli Jurisdiction.

SHRI KRISHNA AQUA ENGINEERING WORKS

H NO 3 & 4 LIMBUWALA BUILDING PRAGATI COLONY,
1ST CROSS, VIDYANAGAR, HUBLI, DHARWAD, KARNATAKA, INDIA.
Tel 0836-2375678 Mobile +91 94480 51534, +91 94800 28018,
E-mail : radhabengeri@gmail.com, shrikrishnaaqua@gmail.com

ANNEXURE-28A
Format No: SKAEW/7.8/RF/C/04

Analysis Report of Stack Emission

1	Name of the Industry	:	BMM Ispat Ltd., Danapur, Hosapete Taluk, Vijayanagara District.
2	Customer Reference	:	WORKORDER NO.. 4500005206 DATED 05.06.2026
3	Sample collected by	:	Shri Krishna Aqua Engineering Works
4	Particulars of sample collected	:	Stack Sampler Sl. No: PT-25/2019
5	Instrument Details	:	Calibration Date: 04.09.2026 Calibration Due Date: 03.09.2027
6	Discipline	:	Chemical
7	Group	:	Atmospheric Pollution
8	Sample Type	:	Stack Monitoring
9	Sampling Location	:	**SID2- Rotary Kiln (3&4) 2*500 TPD ESP**
10	Month of Sampling	:	**OCTOBER-2026**
11	Date of Sample Received	:	06.10.2026 &22.10.2026
12	Date of Sample Analysis	:	07.10.2026 &23.10.2026
13	Date Sample Analysis Completion	:	07.10.2026 &23.10.2026
14	Report Issued Date	:	**03.11.2026**
15	Report Number	:	**SKAEW/BMMIL/STACK /2026-27/0078**

Stack Details (*)

1	Fuel Used	Coal
2	Stack Height (mtr)	70.0
3	Stack Diameter (mtr)	3.00

Emission Details

Sl. No.	Parameters	Method	Unit	Result		Permissible Limit
				1st Fort Night	2nd Fort Night	
	Date of Sample Collected			05.10.2026	21.10.2026	
	Sample Code			320	452	
6	Ambient Temperature	IS: 11255 (Part 1) - 1985 (RA 2019)	^0C	30	29	-
7	Nitrogen Dioxide	IS:11255 (Part7): 2005 (RA 2022)	mg/Nm^3	71.0	79.0	NS
8	Gas flow Discharge rate at NTP	IS 11255 Part 3: 2008 (RA : 2018)	Nm^3/hr	138792	135353	-
9	Gas flow Discharge rate at Stack Condition	IS 11255 Part 3: 2008 (RA : 2018)	m^3/hr	186813	181299	-

Note: NS- Not Specified. RA: Reaffirmed. **INFERENCE:** The Measured Values are within the limits.

****End of the Report****

Reviewed & Authorized Signatory

R.M. Bengeri

Mrs. Radha M Bengeri
Technical Manager

Note:
1. All results pertain to the sample received and tested only.
2. Samples are Retained for 15 days after issue of test reports.
3. (*) Details as Furnished by Customer.
4. Total BDL - Below Detectable Limit, DL - Detection Limit.
5. This report is not to be reproduced either wholly or in part and cannot be used as an evidence in the court of Law and should not be used in any advertising media without written approval of the laboratory. Subjected to Hubli Jurisdiction.

STACK EMISSION LOCATIONS

SID Axis 3&4





SHRI KRISHNA AQUA ENGINEERING WORKS

H NO 3 & 4, LIMBUWALA BUILDING, PRAGATI COLONY,
1ST CROSS, VIDYANAGAR, HUBLI DHARWAD KARNATAKA INDIA
Tel: 0836-2375678 Mobile: +91 94480 51534 +91 94800 28018
E-mail - radhabengeri@gmail.com, shrikrishnaaqua@gmail.com

TC-17231

ANNEXURE-29
Format No: SKAEW/7.8/RF/C/04

Analysis Report of Stack Emission

1	Name of the Industry	:	BMM Ispat Ltd., Danapur, Hosapete Taluk, Vijayanagara District.
2	Customer Reference	:	WORKORDER NO.. 4500005206 DATED 05.06.2026
3	Sample collected by	:	Shri Krishna Aqua Engineering Works
4	Particulars of sample collected	:	Stack Sampler Sl. No: PT-25/2019
5	Instrument Details	:	Calibration Date: 04.09.2026 Calibration Due Date: 03.09.2027
6	Discipline	:	Chemical
7	Group	:	Atmospheric Pollution
8	Sample Type	:	Stack Monitoring
9	Sampling Location	:	**SID-3 Rotary Kiln (5&6) 2*500 TPD ESP**
10	Month of Sampling	:	**OCTOBER-2026**
11	Date of Sample Received	:	10.10.2026&24.10.2026
12	Date of Sample Analysis	:	11.10.2026&26.10.2026
13	Date Sample Analysis Completion	:	22.09.2026&26.10.2026
14	Report Issued Date	:	**03.11.2026**
15	Report Number	:	**ULR-TC172312600000091**

Stack Details

1	Fuel Used	Coal
2	Stack Height (mtr)	70.0
3	Stack Diameter (mtr)	3.00

Sl. No.	Parameters	Method	Unit	Result	
				1st Fort Night	2nd Fort Night
	Date of Sample Collected			09.10.2026	23.10.2026
	Sample Code			974	477
1	Stack Temperature	IS 11255 Part 3: 2008 (RA : 2018)	^0C	131	129
2	Stack Velocity	IS 11255 Part 3: 2008 (RA : 2018)	m/sec	7.22	7.25
3	Particulate Matter	IS: 11255 (Part 1) - 1985 (RA 2019)	mg/Nm^3	32.70	28.78
4	Sulphur Dioxide	IS: 11255 (Part 2): (RA 2014)	mg/Nm^3	429	461
5	Carbon Monoxide	IS 13270 : 1992 (RA : 2019)	%	0.242	0.269

Note: NS- Not Specified. RA: Reaffirmed. **INFERENCE:** The Measured Values are within the limits.

****End of the Report****

Reviewed & Authorized Signatory

R.M. Bengeri

Mrs. Radha M Bengeri
Technical Manager

Note:
1. All results pertain to the sample received and tested only.
2. Samples are Retained for 15 days after issue of test reports.
3. (*) Details as Furnished by Customer.
4. Total BDL - Below Detectable Limit, DL - Detection Limit.
5. This report is not to be reproduced either wholly or in part and cannot be used as an evidence in the court of Law and should not be used in any advertising media without written approval of the laboratory. Subjected to Hubli Jurisdiction.

SHRI KRISHNA AQUA ENGINEERING WORKS

H NO 3 & 4 LIMBUWALA BUILDING PRAGATI COLONY,
1ST CROSS VIDYANAGAR HUBLI DHARWAD KARNATAKA INDIA.
Tel 0836-2375678, Mobile +91 94480 51534, +91 94800 28018,
E-mail - radhabengeri@gmail.com, shrikrishnaaqua@gmail.com

ANNEXURE-29A
Format No: SKAEW/7.8/RF/C/04

Analysis Report of Stack Emission

1	Name of the Industry	:	BMM Ispat Ltd., Danapur, Hosapete Taluk, Vijayanagara District.
2	Customer Reference	:	WORKORDER NO.. 4500005206 DATED 05.06.2026
3	Sample collected by	:	Shri Krishna Aqua Engineering Works
4	Particulars of sample collected	:	Stack Sampler Sl. No: PT-25/2019
5	Instrument Details	:	Calibration Date: 04.09.2026 Calibration Due Date: 03.09.2027
6	Discipline	:	Chemical
7	Group	:	Atmospheric Pollution
8	Sample Type	:	Stack Monitoring
9	Sampling Location	:	**SID-3 Rotary Kiln (5&6) 2*500 TPD ESP**
10	Month of Sampling	:	**OCTOBER-2026**
11	Date of Sample Received	:	10.10.2026&24.10.2026
12	Date of Sample Analysis	:	11.10.2026&26.10.2026
13	Date Sample Analysis Completion	:	22.09.2026&26.10.2026
14	Report Issued Date	:	**03.11.2026**
15	Report Number	:	**SKAEW/BMMIL/STACK /2026-27/0045**

Stack Details

1	Fuel Used	Coal
2	Stack Height (mtr)	70.0
3	Stack Diameter (mtr)	3.00

Sl. No.	Parameters	Method	Unit	Result		Permissible Limit
				1st Fort Night	2nd Fort Night	
	Date of Sample Collected			09.10.2026	23.10.2026	
	Sample Code			974	477	
6	Ambient Temperature	IS: 11255 (Part 1) - 1985 (RA 2019)	^0C	30	28	-
7	Nitrogen Dioxide	IS:11255 (Part7): 2005 (RA 2022)	mg/Nm³	49.0	58.0	NS
8	Gas flow Discharge rate at NTP	IS 11255 Part 3: 2008 (RA : 2018)	Nm³/hr	135391	136748	-
9	Gas flow Discharge rate at Stack Condition	IS 11255 Part 3: 2008 (RA : 2018)	m³/hr	183768	184521	-

Note: NS- Not Specified. RA: Reaffirmed. **INFERENCE:** The Measured Values are within the limits

****End of the Report****

Reviewed & Authorized Signatory

R.H. Bengeri

Mrs. Radha M Bengeri
Technical Manager

Note:
1. All results pertain to the sample received and tested only.
2. Samples are Retained for 15 days after issue of test reports.
3. (*) Details as Furnished by Customer.
4. Total BDL - Below Detectable Limit, DL - Detection Limit.
5. This report is not to be reproduced either wholly or in part and cannot be used as an evidence in the court of Law and should not be used in any advertising media without written approval of the laboratory. Subjected to Hubli Jurisdiction.

STACK EMISSION LOCATIONS

SID Axis 5&6





SHRI KRISHNA AQUA ENGINEERING WORKS

H NO 3 & 4, LIMBUWALA BUILDING, PRAGATI COLONY,
1ST CROSS VIDYANAGAR, HUBLI DHARWAD KARNATAKA INDIA
Tel 0836-2375678, Mobile +91 94480 51534 +91 94800 28018,
E-mail - radhabengeri@gmail.com, shrikrishnaaqua@gmail.com

TC-17231

ANNEXURE-30
Format No: SKAEW/7.8/RF/C/04

Analysis Report of Stack Emission

1	Name of the Industry	:	BMM Ispat Ltd., Danapur, Hosapete Taluk, Vijayanagara District.
2	Customer Reference	:	WORKORDER NO.. 4500005206 DATED 05.06.2026
3	Sample collected by	:	Shri Krishna Aqua Engineering Works
4	Particulars of sample collected	:	Stack Sampler Sl. No: PT-25/2019
5	Instrument Details	:	Calibration Date: 04.09.2026 Calibration Due Date: 03.09.2027
6	Discipline	:	Chemical
7	Group	:	Atmospheric Pollution
8	Sample Type	:	Stack Monitoring
9	Sampling Location	:	**CPP-1 70MW Fluidized Bed Combustion Boiler**
10	Month of Sampling	:	**OCTOBER-2026**
11	Date of Sample Received	:	-
12	Date of Sample Analysis	:	-
13	Date Sample Analysis Completion	:	-
14	Report Issued Date	:	**03.11.2026**
15	Report Number	:	-

Stack Details

1	Fuel Used	Coal
2	Stack Height (mtr)	70.0
3	Stack Diameter (mtr)	3.00

Emission Details

Sl. No.	Parameters	Method	Unit	Result		Permissible Limit
				1st Fort Night	2nd Fort Night	
	Date of Sample Collected					
	Sample Code					
1	Stack Temperature	IS 11255 Part 3: 2008 (RA : 2018)	^0C	Shutdown	Shutdown	-
2	Stack Velocity	IS 11255 Part 3: 2008 (RA : 2018)	m/sec			-
3	Particulate Matter	IS: 11255 (Part 1) - 1985 (RA 2019)	mg/Nm^3			50
4	Sulphur Dioxide	IS: 11255 (Part 2): (RA 2014)	mg/Nm^3			600
5	Carbon Monoxide	IS 13270 : 1992 (RA : 2019)	%			NS

Note: NS- Not Specified. RA: Reaffirmed. **INFERENCE:**

End of the Report

Reviewed & Authorized Signatory

R.M. Bengeri

Mrs. Radha M Bengeri
Technical Manager

Note:
1. All results pertain to the sample received and tested only.
2. Samples are Retained for 15 days after issue of test reports.
3. (*) Details as Furnished by Customer.
4. Total BDL - Below Detectable Limit, DL - Detection Limit.
5. This report is not to be reproduced either wholly or in part and cannot be used as an evidence in the court of Law and should not be used in any advertising media without written approval of the laboratory. Subjected to Hubli Jurisdiction.

SHRI KRISHNA AQUA ENGINEERING WORKS

H NO 3 & 4 LIMBUWALA BUILDING PRAGATI COLONY,
1 CROSS, VIDYANAGAR HUBLI, DHARWAD, KARNATAKA, INDIA.
Tel 0836-2375678, Mobile +91 94480 51534, +91 94800 28018.
E-mail - radhabengeri@gmail.com, shrikrishnaaqua@gmail.com

ANNEXURE-30A
Format No: SKAEW/7.8/RF/C/04

Analysis Report of Stack Emission

1	Name of the Industry	:	BMM Ispat Ltd., Danapur, Hosapete Taluk, Vijayanagara District.
2	Customer Reference	:	WORKORDER NO.. 4500005206 DATED 05.06.2026
3	Sample collected by	:	Shri Krishna Aqua Engineering Works
4	Particulars of sample collected	:	Stack Sampler Sl. No: PT-25/2019
5	Instrument Details	:	Calibration Date: 04.09.2026 Calibration Due Date: 03.09.2027
6	Discipline	:	Chemical
7	Group	:	Atmospheric Pollution
8	Sample Type	:	Stack Monitoring
9	Sampling Location	:	**CPP-1 70MW Fluidized Bed Combustion Boiler**
10	Month of Sampling	:	**OCTOBER-2026**
11	Date of Sample Received	:	-
12	Date of Sample Analysis	:	-
13	Date Sample Analysis Completion	:	-
14	Report Issued Date	:	**03.11.2026**
15	Report Number	:	-

Stack Details

1	Fuel Used	Coal
2	Stack Height (mtr)	70.0
3	Stack Diameter (mtr)	3.00

Emission Details

Sl. No.	Parameters	Method	Unit	Result		Permissible Limit
				1st Fort Night	2nd Fort Night	
	Date of Sample Collected					
	Sample Code					
6	Ambient Temperature	IS: 11255 (Part 1) - 1985 (RA 2019)	^0C	Shutdown	Shutdown	-
7	Nitrogen Dioxide	IS:11255 (Part7): 2005 (RA 2022)	mg/Nm^3			NS
8	Gas flow Discharge rate at NTP	IS 11255 Part 3: 2008 (RA : 2018)	Nm^3/hr			-
9	Gas flow Discharge rate at Stack Condition	IS 11255 Part 3: 2008 (RA : 2018)	m^3/hr			-

Note: NS- Not Specified. RA: Reaffirmed. **INFERENCE:**

****End of the Report****

Reviewed & Authorized Signatory

R.M. Bengeri

Mrs. Radha M Bengeri
Technical Manager

Note:
1. All results pertain to the sample received and tested only.
2. Samples are Retained for 15 days after issue of test reports.
3. (*) Details as Furnished by Customer.
4. Total BDL - Below Detectable Limit, DL - Detection Limit.
5. This report is not to be reproduced either wholly or in part and cannot be used as an evidence in the court of Law and should not be used in any advertising media without written approval of the laboratory. Subjected to Hubli Jurisdiction.

SHRI KRISHNA AQUA ENGINEERING WORKS

H NO. 3 & 4, LIMBUWALA BUILDING, PRAGATI COLONY,
1ST CROSS, VIDYANAGAR, HUBLI DHARWAD, KARNATAKA, INDIA
Tel: 0836-2375678, Mobile: +91 94480 51534, +91 94800 28018,
E-mail - radhabengeri@gmail.com, shrikrishnaaqua@gmail.com

TC-17231

ANNEXURE-31
Format No: SKAEW/7.8/RF/C/04

Analysis Report of Stack Emission

1	Name of the Industry	:	BMM Ispat Ltd., Danapur, Hosapete Taluk, Vijayanagara District.
2	Customer Reference	:	WORKORDER NO.. 4500005206 DATED 05.06.2026
3	Sample collected by	:	Shri Krishna Aqua Engineering Works
4	Particulars of sample collected	:	Stack Sampler Sl. No: PT-25/2019
5	Instrument Details	:	Calibration Date: 04.09.2026 Calibration Due Date: 03.09.2027
6	Discipline	:	Chemical
7	Group	:	Atmospheric Pollution
8	Sample Type	:	Stack Monitoring
9	Sampling Location	:	**CPP-2 2X70MW -CFBC Boiler 1 & 2 ESP**
10	Month of Sampling	:	**OCTOBER-2026**
11	Date of Sample Received	:	09.10.2026 &23.10.2026
12	Date of Sample Analysis	:	10.10.2026 & 24.10.2026
13	Date Sample Analysis Completion	:	10.10.2026 & 24.10.2026
14	Report Issued Date	:	**03.11.2026**
15	Report Number	:	**ULR-TC172312600000090**

Stack Details

1	Fuel Used	Coal
2	Stack Height (mtr)	110.0
3	Stack Diameter (mtr)	8.00

Emission Details

Sl. No.	Parameters	Method	Unit	Result		Permissible Limit
				1st Fort Night	2nd Fort Night	
	Date of Sample Collected			08.10.2026	22.10.2026	
	Sample Code			365	465	
1	Stack Temperature	IS 11255 Part 3: 2008 (RA : 2018)	^0C	124	126	-
2	Stack Velocity	IS 11255 Part 3: 2008 (RA : 2018)	m/sec	7.50	7.29	-
3	Particulate Matter	IS: 11255 (Part 1) - 1985 (RA 2019)	mg/Nm^3	38.99	36.69	50
4	Sulphur Dioxide	IS: 11255 (Part 2): (RA 2014)	mg/Nm^3	52.0	42.0	600
5	Carbon Monoxide	IS 13270 : 1992 (RA : 2019)	%	0.054	0.041	NS

Note: NS- Not Specified. RA: Reaffirmed **INFERENCE:** The Measured Values are within the limits

****End of the Report****

Reviewed & Authorized Signatory

R.M. Bengeri

Mrs. Radha M Bengeri
Technical Manager

Note:
1. All results pertain to the sample received and tested only.
2. Samples are Retained for 15 days after issue of test reports.
3. (*) Details as Furnished by Customer.
4. Total BDL - Below Detectable Limit, DL - Detection Limit.
5. This report is not to be reproduced either wholly or in part and cannot be used as an evidence in the court of Law and should not be used in any advertising media without written approval of the laboratory. Subjected to Hubli Jurisdiction.

SHRI KRISHNA AQUA ENGINEERING WORKS

H.NO. 3 & 4 LIMBUWALA BUILDING PRAGATI COLONY,
1ST CROSS VIDYANAGAR HUBLI, DHARWAD, KARNATAKA, INDIA.
Tel: 0836-2375678, Mobile: +91 94480 51534, +91 94800 28018,
E-mail: radhabengeri@gmail.com, shrikrishnaaqua@gmail.com

ANNEXURE-31A
Format No: SKAEW/7.8/RF/C/04

Analysis Report of Stack Emission

1	Name of the Industry	:	BMM Ispat Ltd., Danapur, Hosapete Taluk, Vijayanagara District.
2	Customer Reference	:	WORKORDER NO.. 4500005206 DATED 05.06.2026
3	Sample collected by	:	Shri Krishna Aqua Engineering Works
4	Particulars of sample collected	:	Stack Sampler Sl. No: PT-25/2019
5	Instrument Details	:	Calibration Date: 04.09.2026 Calibration Due Date: 03.09.2027
6	Discipline	:	Chemical
7	Group	:	Atmospheric Pollution
8	Sample Type	:	Stack Monitoring
9	Sampling Location	:	**CPP-2 2X70MW -CFBC Boiler 1 & 2 ESP**
10	Month of Sampling	:	**OCTOBER-2026**
11	Date of Sample Received	:	09.10.2026 &23.10.2026
12	Date of Sample Analysis	:	10.10.2026 & 24.10.2026
13	Date Sample Analysis Completion	:	10.10.2026 & 24.10.2026
14	Report Issued Date	:	**03.11.2026**
15	Report Number	:	**KAEW/BMMIL/STACK /2026-27/0090**

Stack Details

1	Fuel Used	Coal
2	Stack Height (mtr)	110.0
3	Stack Diameter (mtr)	8.00

Emission Details

Sl. No.	Parameters	Method	Unit	Result		Permissible Limit
				1st Fort Night	2nd Fort Night	
	Date of Sample Collected			08.10.2026	22.10.2026	
	Sample Code			365	465	
6	Ambient Temperature	IS: 11255 (Part 1) - 1985 (RA 2019)	^0C	29	30	-
7	Nitrogen Dioxide	IS:11255 (Part7): 2005 (RA 2022)	mg/Nm^3	225	228	NS
8	Gas flow Discharge rate at NTP	IS 11255 Part 3: 2008 (RA : 2018)	Nm^3/hr	1018041	983605	-
9	Gas flow Discharge rate at Stack Condition	IS 11255 Part 3: 2008 (RA : 2018)	m^3/hr	1357678	1320100	-

Note: NS- Not Specified. RA: Reaffirmed **INFERENCE:** The Measured Values are within the limits

****End of the Report****

Reviewed & Authorized Signatory

R.M. Bengeri

Mrs. Radha M Bengeri
Technical Manager

Note:
1. All results pertain to the sample received and tested only.
2. Samples are Retained for 15 days after issue of test reports.
3. (*) Details as Furnished by Customer.
4. Total BDL - Below Detectable Limit, DL - Detection Limit.
5. This report is not to be reproduced either wholly or in part and cannot be used as an evidence in the court of Law and should not be used in any advertising media without written approval of the laboratory. Subjected to Hubli Jurisdiction.

STACK EMISSION LOCATIONS

2X70 MW CFBC Boiler ESP





SHRI KRISHNA AQUA ENGINEERING WORKS

H NO 3 & 4, LIMBUWALA BUILDING, PRAGATI COLONY,
1ST CROSS, VIDYANAGAR, HUBLI, DHARWAD, KARNATAKA, INDIA.
Tel : 0836-2375678, Mobile : +91 94480 51534, +91 94800 28018,
E-mail : radhabengeri@gmail.com, shrikrishnaaqua@gmail.com

TC-17231

ANNEXURE-32
Format No: SKAEW/7.8/RF/C/04

Analysis Report of Stack Emission

1	Name of the Industry	:	BMM Ispat Ltd., Danapur, Hosapete Taluk, Vijayanagara District.
2	Customer Reference	:	WORKORDER NO.. 4500005206 DATED 05.06.2026
3	Sample collected by	:	Shri Krishna Aqua Engineering Works
4	Particulars of sample collected	:	Stack Sampler Sl. No: PT-25/2019
5	Instrument Details	:	Calibration Date: 04.09.2026 Calibration Due Date: 03.09.2027
6	Discipline	:	Chemical
7	Group	:	Atmospheric Pollution
8	Sample Type	:	Stack Monitoring
9	Sampling Location	:	**SMS Bag House**
10	Month of Sampling	:	**OCTOBER-2026**
11	Date of Sample Received	:	12.10.2026 & 27.10.2026
12	Date of Sample Analysis	:	13.10.2026 & 28.10.2026
13	Date Sample Analysis Completion	:	13.10.2026 & 28.10.2026
14	Report Issued Date	:	**03.11.2026**
15	Report Number	:	**ULR-TC172312600000093**

Stack Details

1	Fuel Used	-
2	Stack Height (mtr)	86
3	Stack Diameter (mtr)	2.4

Emission Details

Sl. No.	Parameters	Method	Unit	Result		Permissible Limit
				1ST Fort Night	2nd Fort Night	
	Date of Sample Collected			10.10.2026	26.10.2026	
	Sample Code			385	525	
1	Stack Temperature	IS 11255 Part 3: 2008 (RA : 2018)	^0C	74.0	78.0	-
2	Stack Velocity	IS 11255 Part 3: 2008 (RA : 2018)	m/sec	7.87	7.87	-
3	Particulate Matter	IS: 11255 (Part 1) - 1985 (RA 2019)	mg/Nm^3	35.28	39.95	50

Note: NS- Not Specified. RA: Reaffirmed **INFERENCE:** The Measured Values are within the limits

****End of the Report****

Reviewed & Authorized Signatory

R.M. Bengeri

Mrs. Radha M Bengeri
Technical Manager

Note:
1. All results pertain to the sample received and tested only.
2. Samples are Retained for 15 days after issue of test reports.
3. (*) Details as Furnished by Customer.
4. Total BDL - Below Detectable Limit, DL - Detection Limit.
5. This report is not to be reproduced either wholly or in part and cannot be used as an evidence in the court of Law and should not be used in any advertising media without written approval of the laboratory. Subjected to Hubli Jurisdiction.

SHRI KRISHNA AQUA ENGINEERING WORKS

H NO 3 & 4 LIMBUWALA BUILDING PRAGATI COLONY,
1ST CROSS, VIDYANAGAR, HUBLI, DHARWAD, KARNATAKA, INDIA.
Tel 0836-2375678 Mobile +91 94480 51534, +91 94800 28018.
E-mail - radhabengeri@gmail.com, shrikrishnaaqua@gmail.com

ANNEXURE-32A
Format No: SKAEW/7.8/RF/C/04

Analysis Report of Stack Emission

1	Name of the Industry	:	BMM Ispat Ltd., Danapur, Hosapete Taluk, Vijayanagara District.
2	Customer Reference	:	WORKORDER NO.. 4500005206 DATED 05.06.2026
3	Sample collected by	:	Shri Krishna Aqua Engineering Works
4	Particulars of sample collected	:	Stack Sampler Sl. No: PT-25/2019
5	Instrument Details	:	Calibration Date: 04.09.2026 Calibration Due Date: 03.09.2027
6	Discipline	:	Chemical
7	Group	:	Atmospheric Pollution
8	Sample Type	:	Stack Monitoring
9	Sampling Location	:	**SMS Bag House**
10	Month of Sampling	:	**OCTOBER-2026**
11	Date of Sample Received	:	12.10.2026 & 27.10.2026
12	Date of Sample Analysis	:	13.10.2026 & 28.10.2026
13	Date Sample Analysis Completion	:	13.10.2026 & 28.10.2026
14	Report Issued Date	:	**03.11.2026**
15	Report Number	:	**KAEW/BMMIL/STACK /2026-27/0093**

Stack Details

1	Fuel Used	-
2	Stack Height (mtr)	86
3	Stack Diameter (mtr)	2.4

Emission Details

Sl. No.	Parameters	Method	Unit	Result		Permissible Limit
				1st Fort Night	2nd Fort Night	
	Date of Sample Collected			10.10.2026	26.10.2026	
	Sample Code			385	525	
4	Ambient Temperature	IS: 11255 (Part 1) - 1985 (RA 2019)	^0C	31	29	-
5	Gas flow Discharge rate at NTP	IS 11255 Part 3: 2008 (RA : 2018)	Nm^3/hr	109988	108622	-
6	Gas flow Discharge rate at Stack Condition	IS 11255 Part 3: 2008 (RA : 2018)	m^3/hr	128157	128177	-

Note: NS- Not Specified. RA: Reaffirmed **INFERENCE:** The Measured Values are within the limits

****End of the Report****

Reviewed & Authorized Signatory

R.M. Bengeri

Mrs. Radha M Bengeri
Technical Manager

Note:
1. All results pertain to the sample received and tested only.
2. Samples are Retained for 15 days after issue of test reports.
3. (*) Details as Furnished by Customer.
4. Total BDL - Below Detectable Limit, DL - Detection Limit.
5. This report is not to be reproduced either wholly or in part and cannot be used as an evidence in the court of Law and should not be used in any advertising media without written approval of the laboratory. Subjected to Hubli Jurisdiction.

STACK EMISSION LOCATIONS

SMS





SHRI KRISHNA AQUA ENGINEERING WORKS

H NO 3 & 4, LIMBUWALA BUILDING, PRAGATI COLONY,
1ST CROSS VIDYANAGAR, HUBLI DHARWAD KARNATAKA INDIA
Tel: 0836-2375678, Mobile: +91 94480 51534, +91 94800 28018
E-mail: radhabengeri@gmail.com, shrikrishnaaqua@gmail.com

TC-17231

ANNEXURE-33
Format No: SKAEW/7.8/RF/C/04

Analysis Report of Stack Emission

1	Name of the Industry	:	BMM Ispat Ltd., Danapur, Hosapete Taluk, Vijayanagara District.
2	Customer Reference	:	WORKORDER NO.. 4500005206 DATED 05.06.2026
3	Sample collected by	:	Shri Krishna Aqua Engineering Works
4	Particulars of sample collected	:	Stack Sampler Sl. No: PT-25/2019
5	Instrument Details	:	Calibration Date: 04.09.2026 Calibration Due Date: 03.09.2027
6	Discipline	:	Chemical
7	Group	:	Atmospheric Pollution
8	Sample Type	:	Stack Monitoring
9	Sampling Location	:	**MBM Reheating Furnace**
10	Month of Sampling	:	**OCTOBER-2026**
11	Date of Sample Received	:	12.10.2026 & 28.10.2026
12	Date of Sample Analysis	:	13.10.2026 & 29.10.2026
13	Date Sample Analysis Completion	:	13.10.2026 & 29.10.2026
14	Report Issued Date	:	**03.11.2026**
15	Report Number	:	**ULR-TC172312600000094**

Stack Details

1	Fuel Used	-
2	Stack Height (mtr)	87
3	Stack Diameter (mtr)	3.0

Emission Details

Sl. No.	Parameters	Method	Unit	Result		Permissible Limit
				1ST Fort Night	2nd Fort Night	
	Date of Sample Collected			10.10.2026	27.10.2026	
	Sample Code			386	539	
1	Stack Temperature	IS 11255 Part 3: 2008 (RA : 2018)	^0C	136	138	-
2	Stack Velocity	IS 11255 Part 3: 2008 (RA : 2018)	m/sec	7.38	6.97	-
3	Particulate Matter	IS: 11255 (Part 1) - 1985 (RA 2019)	mg/Nm^3	12.77	11.12	50
4	Sulphur Dioxide	IS: 11255 (Part 2): (RA 2014)	mg/Nm^3	229	246	NS
5	Carbon Monoxide	IS 13270 : 1992 (RA : 2019)	%	0.379	0.381	<1%

Note: NS- Not Specified. RA: Reaffirmed **INFERENCE:** The Measured Values are within the limits

****End of the Report****

Reviewed & Authorized Signatory

R.M. Bengeri

Mrs. Radha M Bengeri
Technical Manager

Note:
1. All results pertain to the sample received and tested only.
2. Samples are Retained for 15 days after issue of test reports.
3. (*) Details as Furnished by Customer.
4. Total BDL - Below Detectable Limit, DL - Detection Limit.
5. This report is not to be reproduced either wholly or in part and cannot be used as an evidence in the court of Law and should not be used in any advertising media without written approval of the laboratory. Subjected to Hubli Jurisdiction.

SHRI KRISHNA AQUA ENGINEERING WORKS

H NO 3 & 4, LIMBUWALA BUILDING, PRAGATI COLONY,
1ST CROSS, VIDYANAGAR, HUBLI, DHARWAD, KARNATAKA, INDIA.
Tel: 0836-2375678, Mobile: +91 94480 51534, +91 94800 28018,
E-mail: - radhabengeri@gmail.com, shrikrishnaaqua@gmail.com

ANNEXURE-33A
Format No: SKAEW/7.8/RF/C/04

Analysis Report of Stack Emission

1	Name of the Industry	:	BMM Ispat Ltd., Danapur, Hosapete Taluk, Vijayanagara District.
2	Customer Reference	:	WORKORDER NO.. 4500005206 DATED 05.06.2026
3	Sample collected by	:	Shri Krishna Aqua Engineering Works
4	Particulars of sample collected	:	Stack Sampler Sl. No: PT-25/2019
5	Instrument Details	:	Calibration Date: 04.09.2026 Calibration Due Date: 03.09.2027
6	Discipline	:	Chemical
7	Group	:	Atmospheric Pollution
8	Sample Type	:	Stack Monitoring
9	Sampling Location	:	**MBM Reheating Furnace**
10	Month of Sampling	:	**OCTOBER-2026**
11	Date of Sample Received	:	12.10.2026 & 28.10.2026
12	Date of Sample Analysis	:	13.10.2026 & 29.10.2026
13	Date Sample Analysis Completion	:	13.10.2026 & 29.10.2026
14	Report Issued Date	:	**03.11.2026**
15	Report Number	:	**KAEW/BMMIL/STACK /2026-27/0094**

Stack Details

1	Fuel Used	-
2	Stack Height (mtr)	87
3	Stack Diameter (mtr)	3.0

Emission Details

Sl. No.	Parameters	Method	Unit	Result		Permissible Limit
				1st Fort Night	2nd Fort Night	
	Date of Sample Collected			10.10.2026	27.10.2026	
	Sample Code			386	539	
6	Ambient Temperature	IS: 11255 (Part 1) - 1985 (RA 2019)	^0C	33	31	-
7	Nitrogen Dioxide	IS:11255 (Part7): 2005 (RA 2022)	mg/Nm^3	21.0	24.0	NS
8	Gas flow Discharge rate at NTP	IS 11255 Part 3: 2008 (RA : 2018)	Nm^3/hr	136564	128402	-
9	Gas flow Discharge rate at Stack Condition	IS 11255 Part 3: 2008 (RA : 2018)	m^3/hr	187877	180026	-

Note: NS- Not Specified. RA: Reaffirmed **INFERENCE:** The Measured Values are within the limits

****End of the Report****

Reviewed & Authorized Signatory

R.M. Bengeri

Mrs. Radha M Bengeri
Technical Manager

Note:
1. All results pertain to the sample received and tested only.
2. Samples are Retained for 15 days after issue of test reports.
3. (*) Details as Furnished by Customer.
4. Total BDL - Below Detectable Limit, DL - Detection Limit.
5. This report is not to be reproduced either wholly or in part and cannot be used as an evidence in the court of Law and should not be used in any advertising media without written approval of the laboratory. Subjected to Hubli Jurisdiction.

STACK EMISSION LOCATIONS

MBM Reheating Furnace





SHRI KRISHNA AQUA ENGINEERING WORKS

H NO 3 & 4 LIMBUWALA BUILDING, PRAGATI COLONY,
1ST CROSS VIDYANAGAR, HUBLI DHARWAD KARNATAKA INDIA.
Tel 0836-2375678, Mobile +91 94480 51534 +91 94800 28018,
E-mail - radhabengeri@gmail.com, shrikrishnaaqua@gmail.com

TC-17231

ANNEXURE-34
Format No: SKAEW/7.8/RF/C/04

Analysis Report of Stack Emission

1	Name of the Industry	:	BMM Ispat Ltd., Danapur, Hosapete Taluk, Vijayanagara District.
2	Customer Reference	:	WORKORDER NO.. 4500005206 DATED 05.06.2026
3	Sample collected by	:	Shri Krishna Aqua Engineering Works
4	Particulars of sample collected	:	Stack Sampler Sl. No: PT-25/2019
5	Instrument Details	:	Calibration Date: 04.09.2026 Calibration Due Date: 03.09.2027
6	Discipline	:	Chemical
7	Group	:	Atmospheric Pollution
8	Sample Type	:	Stack Monitoring
9	Sampling Location	:	**Blast Furnance -Stove Waste Gas**
10	Month of Sampling	:	**OCTOBER -2026**
11	Date of Sample Received	:	08.10.2026 & 3010.2026
12	Date of Sample Analysis	:	09.10.2026 & 31.10.2026
13	Date Sample Analysis Completion	:	09.10.2026 & 31.10.2026
14	Report Issued Date	:	**03.11.2026**
15	Report Number	:	**ULR-TC172312600000086**

Stack Details

1	Fuel Used	-
2	Stack Height (mtr)	80
3	Stack Diameter (mtr)	2.4

Emission Details

Sl. No.	Parameters	Method	Unit	Result		Permissible Limit
				1st Fort Night	2nd Fort Night	
	Date of Sample Collected			07.10.2026	29.10.2026	
	Sample Code			352	564	
1	Stack Temperature	IS 11255 Part 3: 2008 (RA : 2018)	^0C	144	151	-
2	Stack Velocity	IS 11255 Part 3: 2008 (RA : 2018)	m/sec	7.06	7.40	-
3	Particulate Matter	IS: 11255 (Part 1) - 1985 (RA 2019)	mg/Nm^3	8.44	8.02	30.0
4	Sulphur Dioxide	IS: 11255 (Part 2): (RA 2014)	mg/Nm^3	448	462	200
5	Carbon Monoxide	IS 13270 : 1992 (RA : 2019)	%	0.534	0.558	<1%

Note: NS- Not Specified. RA: Reaffirmed **INFERENCE:** The Measured Values are within the limits

****End of the Report****

Reviewed & Authorized Signatory

R.M. Bengeri

Mrs. Radha M Bengeri
Technical Manager

Note:
1. All results pertain to the sample received and tested only.
2. Samples are Retained for 15 days after issue of test reports.
3. (*) Details as Furnished by Customer.
4. Total BDL - Below Detectable Limit, DL - Detection Limit.
5. This report is not to be reproduced either wholly or in part and cannot be used as an evidence in the court of Law and should not be used in any advertising media without written approval of the laboratory. Subjected to Hubli Jurisdiction.

SHRI KRISHNA AQUA ENGINEERING WORKS

H NO 3 & 4 LIMBUWALA BUILDING PRAGATI COLONY,
1ST CROSS, VIDYANAGAR HUBLI, DHARWAD, KARNATAKA, INDIA.
Tel 0836-2375678 Mobile +91 94480 51534, +91 94800 28018
E-mail - radhabengeri@gmail.com, shrikrishnaaqua@gmail.com

ANNEXURE-34A
Format No: SKAEW/7.8/RF/C/04

Analysis Report of Stack Emission

1	Name of the Industry	:	BMM Ispat Ltd., Danapur, Hosapete Taluk, Vijayanagara District.
2	Customer Reference	:	WORKORDER NO.. 4500005206 DATED 05.06.2026
3	Sample collected by	:	Shri Krishna Aqua Engineering Works
4	Particulars of sample collected	:	Stack Sampler Sl. No: PT-25/2019
5	Instrument Details	:	Calibration Date: 04.09.2026 Calibration Due Date: 03.09.2027
6	Discipline	:	Chemical
7	Group	:	Atmospheric Pollution
8	Sample Type	:	Stack Monitoring
9	Sampling Location	:	**Blast Furnance -Stove Waste Gas**
10	Month of Sampling	:	**OCTOBER-2026**
11	Date of Sample Received	:	08.10.2026 & 3010.2026
12	Date of Sample Analysis	:	09.10.2026 & 31.10.2026
13	Date Sample Analysis Completion	:	09.10.2026 & 31.10.2026
14	Report Issued Date	:	**03.11.2026**
15	Report Number	:	**KAEW/BMMIL/STACK /2026-27/0086**

Stack Details

1	Fuel Used	-
2	Stack Height (mtr)	80
3	Stack Diameter (mtr)	2.4

Emission Details

Sl. No.	Parameters	Method	Unit	Result		Permissible Limit
				1st Fort Night	2nd Fort Night	
	Date of Sample Collected			07.10.2026	29.10.2026	
	Sample Code			352	564	
6	Ambient Temperature	IS: 11255 (Part 1) - 1985 (RA 2019)	^0C	30	31	-
7	Nitrogen Dioxide	IS:11255 (Part7): 2005 (RA 2022)	mg/Nm^3	74.0	79.0	NS
8	Gas flow Discharge rate at NTP	IS 11255 Part 3: 2008 (RA : 2018)	Nm^3/hr	174549	180026	-
9	Gas flow Discharge rate at Stack Condition	IS 11255 Part 3: 2008 (RA : 2018)	m^3/hr	244703	256211	-

Note: NS- Not Specified. RA: Reaffirmed **INFERENCE:** The Measured Values are within the limits

****End of the Report****

Reviewed & Authorized Signatory

R.M. Bengeri

Mrs. Radha M Bengeri
Technical Manager

Note:
1. All results pertain to the sample received and tested only.
2. Samples are Retained for 15 days after issue of test reports.
3. (*) Details as Furnished by Customer.
4. Total BDL - Below Detectable Limit, DL - Detection Limit.
5. This report is not to be reproduced either wholly or in part and cannot be used as an evidence in the court of Law and should not be used in any advertising media without written approval of the laboratory. Subjected to Hubli Jurisdiction.

STACK EMISSION LOCATIONS

Blast Furnance -Stove Waste Gas





SHRI KRISHNA AQUA ENGINEERING WORKS

H NO 3 & 4, LIMBUWALA BUILDING, PRAGATI COLONY,
1ST CROSS, VIDYANAGAR, HUBLI, DHARWAD, KARNATAKA, INDIA
Tel : 0836-2375678, Mobile : +91 94480 51534, +91 94800 28018,
E-mail : radhabengeri@gmail.com, shrikrishnaaqua@gmail.com

TC-17231

ANNEXURE-35
Format No: SKAEW/7.8/RF/C/04

Analysis Report of Stack Emission

1	Name of the Industry	:	BMM Ispat Ltd., Danapur, Hosapete Taluk, Vijayanagara District.
2	Customer Reference	:	WORKORDER NO.. 4500005206 DATED 05.06.2026
3	Sample collected by	:	Shri Krishna Aqua Engineering Works
4	Particulars of sample collected	:	Stack Sampler Sl. No: PT-25/2019
5	Instrument Details	:	Calibration Date: 04.09.2026 Calibration Due Date: 03.09.2027
6	Discipline	:	Chemical
7	Group	:	Atmospheric Pollution
8	Sample Type	:	Stack Monitoring **(1st Fort Night)**
9	Month of Sampling	:	**OCTOBER-2026**
10	Date of Sample Received	:	13.10.2026
11	Date of Sample Analysis	:	14.10.2026
12	Date Sample Analysis Completion	:	14.10.2026
13	Report Issued Date	:	**03.11.2026**
14	Report Number	:	**ULR-TC172312600000095**

RESULTS

Sl. No	Stack Attached to	Date of Sample Collected	Sample Code	Fuel Used	TS °C	V m/Sec	Height (m)	Diameter (m)	PM mg/Nm³	KSPCB Std mg/Nm³
Chimneys attached to Bag Filter (De dusting Units)										
Beneficiation Plant-2										
1	Screen House	12.10.2026	**396**	---	34	4.79	30	1.20	**14.52**	**50**
2	Junction House	SHUTDOWN	-	---	-	-	30	0.90	-	**50**

Sl. No	Beneficiation Plant	Gas flow rate at Stack Condition m³/hr	KSPCB Std
1	Screen House	10974	-
2	Junction House	-	-

Parameter	Protocol
Particulate Matter (mg/Nm3)	IS: 11255 (Part 1) - 1985 (RA 2019)
Gas flow Discharge rate at Stack Condition	IS 11255 Part 3: 2008 (RA : 2018)

INFERENCE: The Measured Values are within the limits

****End of the Report****

Reviewed & Authorized Signatory

R.M. Bengeri

Mrs. Radha M Bengeri
Technical Manager

Note:
1. All results pertain to the sample received and tested only.
2. Samples are Retained for 15 days after issue of test reports.
3. (*) Details as Furnished by Customer.
4. Total BDL - Below Detectable Limit, DL - Detection Limit.
5. This report is not to be reproduced either wholly or in part and cannot be used as an evidence in the court of Law and should not be used in any advertising media without written approval of the laboratory. Subjected to Hubli Jurisdiction.

SHRI KRISHNA AQUA ENGINEERING WORKS

H NO 3 & 4 LIMBUWALA BUILDING, PRAGATI COLONY,
1ST CROSS, VIDYANAGAR, HUBLI, DHARWAD, KARNATAKA, INDIA.
Tel: 0836-2375678, Mobile: +91 94480 51534, +91 94800 28018,
E-mail: radhabengeri@gmail.com, shrikrishnaaqua@gmail.com

ANNEXURE-35A
Format No: SKAEW/7.8/RF/C/04

Analysis Report of Stack Emission

1	Name of the Industry	:	BMM Ispat Ltd., Danapur, Hosapete Taluk, Vijayanagara District.
2	Customer Reference	:	WORKORDER NO.. 4500005206 DATED 05.06.2026
3	Sample collected by	:	Shri Krishna Aqua Engineering Works
4	Particulars of sample collected	:	Stack Sampler Sl. No: PT-25/2019
5	Instrument Details	:	Calibration Date: 04.09.2026 Calibration Due Date: 03.09.2027
6	Discipline	:	Chemical
7	Group	:	Atmospheric Pollution
8	Sample Type	:	Stack Monitoring**(1st Fort Night)**
9	Month of Sampling	:	**OCTOBER-2026**
10	Date of Sample Received	:	13.10.2026
11	Date of Sample Analysis	:	14.10.2026
12	Date Sample Analysis Completion	:	14.10.2026
13	Report Issued Date	:	**03.11.2026**
14	Report Number	:	**KAEW/BMMIL/STACK /2026-27/0095**

RESULTS

Sl. No	Beneficiation Plant	Date of Sample Collected	Sample Code	Ambient Temperature °C	Gas flow rate at NTP Nm^3/hr	KSPCB Std
Chimneys attached to Bag Filter (De dusting Units)						
Beneficiation Plant-2						
1	Screen House	12.10.2026	396	30	10643	-
2	Junction House	SHUTDOWN	-	-	-	-

Parameter	Protocol
Gas flow Discharge rate at NTP	IS 11255 Part 3: 2008 (RA : 2018)

INFERENCE: The Measured Values are within the limits

****End of the Report****

Reviewed & Authorized Signatory

R.M. Bengeri

Mrs. Radha M Bengeri
Technical Manager

Note:
1. All results pertain to the sample received and tested only.
2. Samples are Retained for 15 days after issue of test reports.
3. (*) Details as Furnished by Customer.
4. Total BDL - Below Detectable Limit, DL - Detection Limit.
5. This report is not to be reproduced either wholly or in part and cannot be used as an evidence in the court of Law and should not be used in any advertising media without written approval of the laboratory. Subjected to Hubli Jurisdiction.

SHRI KRISHNA AQUA ENGINEERING WORKS

H NO 3 & 4, LIMBUWALA BUILDING, PRAGATI COLONY,
1ST CROSS, VIDYANAGAR, HUBLI, DHARWAD, KARNATAKA, INDIA.
Tel : 0836-2375678, Mobile : +91 94480 51534, +91 94800 28018,
E-mail : radhabengeri@gmail.com, shrikrishnaaqua@gmail.com

TC-17231

ANNEXURE-36
Format No: SKAEW/7.8/RF/C/04

Analysis Report of Stack Emission

1	Name of the Industry	:	BMM Ispat Ltd., Danapur, Hosapete Taluk, Vijayanagara District.
2	Customer Reference	:	WORKORDER NO.. 4500005206 DATED 05.06.2026
3	Sample collected by	:	Shri Krishna Aqua Engineering Works
4	Particulars of sample collected	:	Stack Sampler Sl. No: PT-25/2019
5	Instrument Details	:	Calibration Date: 04.09.2026 Calibration Due Date: 03.09.2027
6	Discipline	:	Chemical
7	Group	:	Atmospheric Pollution
8	Sample Type	:	Stack Monitoring**(1st Fort Night)**
9	Month of Sampling	:	**OCTOBER-2026**
10	Date of Sample Received	:	02.10.2026
11	Date of Sample Analysis	:	0310.2026
12	Date Sample Analysis Completion	:	03.10.2026
13	Report Issued Date	:	**03.11.2026**
14	Report Number	:	**ULR-TC172312600000067**

RESULTS

Sl. No	Stack Attached to	Date of Sample Collected	Sample Code	Fuel Used	TS °C	V m/Sec	Height (m)	Diameter (m)	PM mg/Nm³	KSPCB Std mg/Nm³
Chimneys attached to Bag Filter (De dusting Units)										
Pellet Plant-II										
3	AGB main bag Filter	01.10.2026	289	---	33	4.87	6.5	0.5	18.42	**50**
4	Mixer Area	01.10.2026	290	---	35	4.71	6.5	0.5	21.16	**50**
5	Discharge Point from annular cooler	01.10.2026	**291**	---	38	4.85	6.0	0.6	25.75	**50**

Sl. No	Pellet Plant	Gas flow rate at Stack Condition m³/hr	KSPCB Std
3	AGB main bag Filter	3444	-
4	Mixer Area	3327	-
5	Discharge Point from annular cooler	3428	-

Parameter	Protocol
Particulate Matter (mg/Nm3)	*IS: 11255 (Part 1) - 1985 (RA 2019)*
Gas flow Discharge rate at Stack Condition	IS 11255 Part 3: 2008 (RA : 2018)

INFERENCE: The measured values are within the limits

****End of the Report****

Reviewed & Authorized Signatory

R.M. Bengeri

Mrs. Radha M Bengeri
Technical Manager

Note:
1. All results pertain to the sample received and tested only.
2. Samples are Retained for 15 days after issue of test reports.
3. (*) Details as Furnished by Customer.
4. Total BDL - Below Detectable Limit, DL - Detection Limit.

media without written approval of the

SHRI KRISHNA AQUA ENGINEERING WORKS

H NO 3 & 4 LIMBUWALA BUILDING PRAGATI COLONY,
1ST CROSS, VIDYANAGAR HUBLI, DHARWAD, KARNATAKA, INDIA.
Tel 0836-2375678, Mobile +91 94480 51534, +91 94800 28018,
E-mail - radhabengeri@gmail.com shrikrishnaaqua@gmail.com

ANNEXURE-36A
Format No: SKAEW/7.8/RF/C/04

Analysis Report of Stack Emission

1	Name of the Industry	:	BMM Ispat Ltd., Danapur, Hosapete Taluk, Vijayanagara District.
2	Customer Reference	:	WORKORDER NO.. 4500005206 DATED 05.06.2026
3	Sample collected by	:	Shri Krishna Aqua Engineering Works
4	Particulars of sample collected	:	Stack Sampler Sl. No: PT-25/2019
5	Instrument Details	:	Calibration Date: 04.09.2026 Calibration Due Date: 03.09.2027
6	Discipline	:	Chemical
7	Group	:	Atmospheric Pollution
8	Sample Type	:	Stack Monitoring **(1st Fort Night)**
9	Month of Sampling	:	**OCTOBER-2026**
10	Date of Sample Received	:	02.10.2026
11	Date of Sample Analysis	:	0310.2026
12	Date Sample Analysis Completion	:	03.10.2026
13	Report Issued Date	:	**03.11.2026**
14	Report Number	:	**KAEW/BMMIL/STACK /2026-27/0067**

RESULTS

Sl. No	Pellet Plant	Date of Sample Collected	Sample Code	Ambient Temperature °C	Gas flow rate at NTP Nm3/hr	KSPCB Std
Chimneys attached to Bag Filter (De dusting Units)						
Pellet Plant-II						
3	AGB main bag Filter	01.10.2026	289	29	3348	
4	Mixer Area	01.10.2026	290	31	3203	-
5	Discharge Point from annular cooler	01.10.2026	**291**	32	3266	-

Parameter	Protocol
Gas flow Discharge rate at NTP	IS 11255 Part 3: 2008 (RA : 2018)

INFERENCE: The measured values are within the limits

****End of the Report****

Reviewed & Authorized Signatory

R.M. Bengeri

Mrs. Radha M Bengeri
Technical Manager

Note:
1. All results pertain to the sample received and tested only.
2. Samples are Retained for 15 days after issue of test reports.
3. (*) Details as Furnished by Customer.
4. Total BDL - Below Detectable Limit, DL - Detection Limit.
5. This report is not to be reproduced either wholly or in part and cannot be used as an evidence in the court of Law and should not be used in any advertising media without written approval of the laboratory. Subjected to Hubli Jurisdiction.

SHRI KRISHNA AQUA ENGINEERING WORKS

H NO 3 & 4 LIMBUWALA BUILDING, PRAGATI COLONY,
1ST CROSS VIDYANAGAR, HUBLI DHARWAD KARNATAKA INDIA.
Tel 0836-2375678 Mobile +91 94480 51534 +91 94800 28018,
E-mail - radhabengeri@gmail.com, shrikrishnaaqua@gmail.com

TC-17231

ANNEXURE-37

Format No: SKAEW/7.8/RF/C/04

Analysis Report of Stack Emission

1	Name of the Industry	:	BMM Ispat Ltd., Danapur, Hosapete Taluk, Vijayanagara District.
2	Customer Reference	:	WORKORDER NO.. 4500005206 DATED 05.06.2026
3	Sample collected by	:	Shri Krishna Aqua Engineering Works
4	Particulars of sample collected	:	Stack Sampler Sl. No: PT-25/2019
5	Instrument Details	:	Calibration Date: 04.09.2026 Calibration Due Date: 03.09.2027
6	Discipline	:	Chemical
7	Group	:	Atmospheric Pollution
8	Sample Type	:	Stack Monitoring **(1st Fort Night)**
9	Month of Sampling	:	**OCTOBER-2026**
10	Date of Sample Received	:	06.10.2026 & 07.10.2026
11	Date of Sample Analysis	:	07.10.2026 & 08.10.2026
12	Date Sample Analysis Completion	:	07.10.2026 & 08.10.2026
13	Report Issued Date	:	**03.11.2026**
14	Report Number	:	**ULR-TC172312600000079**

RESULTS

Sl. No	Stack Attached to	Date of Sample Collected	Sample Code	Fuel Used	TS °C	V m/Sec	Height (m)	Diameter (m)	PM mg/Nm³	KSPCB Std mg/Nm³
Chimneys attached to Bag Filter (De dusting Units)										
2 X 500 TPD Sponge Iron Kiln 3& 4										
1	Cooler Discharge -1	05.10.2026	321	---	37	4.95	30	1.20	24.18	**50**
2	Cooler Discharge -2	05.10.2026	322	--	38	5.06	30	1.20	26.38	**50**
3	Coal stock house	Shutdown	-	---	-	-	30	1.20	-	**50**
4	Product Separation Bin-1A	06.10.2026	336	---	35	5.16	30	1.20	28.97	**50**
5	Product Separation Bin-2A	06.10.2026	337	---	37	5.12	30	1.20	28.00	**50**

Sl. No	2 X 500 TPD Sponge Iron Kiln 1 & 2	Gas flow rate at Stack Condition m³/hr	KSPCB Std
9	Cooler Discharge -1	20164	-
10	Cooler Discharge -2	20604	-
11	Coal stock house	Shutdown	-
12	PSB 1 System-1	21026	-
13	PSB 1 System-2	20845	-

Parameter	Protocol
Particulate Matter (mg/Nm3)	IS: 11255 (Part 1) - 1985 (RA 2019)
Gas flow Discharge rate at Stack Condition	IS 11255 Part 3: 2008 (RA : 2018)

INFERENCE: The Measured Values are within the limits

****End of the Report****

Reviewed & Authorized Signatory

R.M. Bengeri

Mrs. Radha M Bengeri
Technical Manager

Note:

1. All results pertain to the sample received and tested only.
2. Samples are Retained for 15 days after issue of test reports.
3. (*) Details as Furnished by Customer.
4. Total BDL - Below Detectable Limit, DL - Detection Limit.
5. This report is not to be reproduced either wholly or in part and cannot be used as an evidence in the court of Law and should not be used in any advertising media without written approval of the laboratory. Subjected to Hubli Jurisdiction.

SHRI KRISHNA AQUA ENGINEERING WORKS

H NO 3 & 4 LIMBUWALA BUILDING PRAGATI COLONY
1ST CROSS VIDYANAGAR HUBLI DHARWAD KARNATAKA INDIA.
Tel 0836-2375678 Mobile +91 94480 51534, +91 94800 28018.
E-mail - radhabengeri@gmail.com, shrikrishnaaqua@gmail.com

ANNEXURE-37A
Format No: SKAEW/7.8/RF/C/04

Analysis Report of Stack Emission

1	Name of the Industry	:	BMM Ispat Ltd., Danapur, Hosapete Taluk, Vijayanagara District.
2	Customer Reference	:	WORKORDER NO.. 4500005206 DATED 05.06.2026
3	Sample collected by	:	Shri Krishna Aqua Engineering Works
4	Particulars of sample collected	:	Stack Sampler Sl. No: PT-25/2019
5	Instrument Details	:	Calibration Date: 04.09.2026 Calibration Due Date: 03.09.2027
6	Discipline	:	Chemical
7	Group	:	Atmospheric Pollution
8	Sample Type	:	Stack Monitoring**(1st Fort Night)**
9	Month of Sampling	:	**OCTOBER-2026**
10	Date of Sample Received	:	**06.10.2026 & 07.10.2026**
11	Date of Sample Analysis	:	**07.10.2026 & 08.10.2026**
12	Date Sample Analysis Completion	:	**07.10.2026 & 08.10.2026**
13	Report Issued Date	:	**03.11.2026**
14	Report Number	:	**KAEW/BMMIL/STACK /2026-27/0079**

RESULTS

Sl. No	Pellet Plant	Date of Sample Collected	Sample Code	Ambient Temperature ^{o}C	Gas flow rate at NTP Nm3/hr	KSPCB Std
Chimneys attached to Bag Filter (De dusting Units)						
2 X 500 TPD Sponge Iron Kiln 3& 4						
1	Cooler Discharge -1	05.10.2026	321	32	19305	
2	Cooler Discharge -2	05.10.2026	322	33	19650	-
3	Coal stock house	Shutdown	-	-	-	-
4	Product Separation Bin-1A	06.10.2026	336	29	20312	
5	Product Separation Bin-2A	06.10.2026	337	31	19956	

Parameter	Protocol
Gas flow Discharge rate at NTP	IS 11255 Part 3: 2008 (RA : 2018)

INFERENCE: The measured values are within the limits

****End of the Report****

Reviewed & Authorized Signatory

R.M. Bengeri

Mrs. Radha M Bengeri
Technical Manager

Note:
1. All results pertain to the sample received and tested only.
2. Samples are Retained for 15 days after issue of test reports.
3. (*) Details as Furnished by Customer.
4. Total BDL - Below Detectable Limit, DL - Detection Limit.
5. This report is not to be reproduced either wholly or in part and cannot be used as an evidence in the court of Law and should not be used in any advertising media without written approval of the laboratory. Subjected to Hubli Jurisdiction.

SHRI KRISHNA AQUA ENGINEERING WORKS

H.NO. 3 & 4, LIMBUWALA BUILDING, PRAGATI COLONY,
1ST CROSS, VIDYANAGAR, HUBLI, DHARWAD, KARNATAKA, INDIA.
Tel: 0836-2375678, Mobile: +91 94480 51534, +91 94800 28018,
E-mail: radhabengeri@gmail.com, shrikrishnaaqua@gmail.com

TC-17231

ANNEXURE-38
Format No: SKAEW/7.8/RF/C/04

Analysis Report of Stack Emission

1	Name of the Industry	:	BMM Ispat Ltd., Danapur, Hosapete Taluk, Vijayanagara District.
2	Customer Reference	:	WORKORDER NO.. 4500005206 DATED 05.06.2026
3	Sample collected by	:	Shri Krishna Aqua Engineering Works
4	Particulars of sample collected	:	Stack Sampler Sl. No: PT-25/2019
5	Instrument Details	:	Calibration Date: 04.09.2026 Calibration Due Date: 03.09.2027
6	Discipline	:	Chemical
7	Group	:	Atmospheric Pollution
8	Sample Type	:	Stack Monitoring**(1st Fort Night)**
9	Month of Sampling	:	**OCTOBER-2026**
10	Date of Sample Received	:	07.10.2026&08.10.2026
11	Date of Sample Analysis	:	08.10.2026&09.10.2026
12	Date Sample Analysis Completion	:	08.10.2026&09.10.2026
13	Report Issued Date	:	**03.11.2026**
14	Report Number	:	**ULR-TC172312600000082**

RESULTS

Sl. No	Stack Attached to	Date of Sample Collected	Sample Code	Fuel Used	TS °C	V m/Sec	Height (m)	Diameter (m)	PM mg/Nm³	KSPCB Std mg/Nm³
Chimneys attached to Bag Filter (De dusting Units)										
2 X 500 TPD Sponge Iron Kiln 3& 4										
6	Transfer House	06.10.2026	338	---	38	5.0	30	1.20	25.01	**50**
7	Product Bunker	07.10.2026	349	---	37	4.78	30	1.20	17.49	**50**

Sl. No	2 X 500 TPD Sponge Iron Kiln 1 & 2	Gas flow rate at Stack Condition m³/hr	KSPCB Std
6	Transfer House	20378	-
7	Product Bunker	19474	-

Parameter	Protocol
Particulate Matter (mg/Nm3)	IS: 11255 (Part 1) - 1985 (RA 2019)
Gas flow Discharge rate at Stack Condition	IS 11255 Part 3: 2008 (RA : 2018)

INFERENCE: The Measured Values are within the limits

****End of the Report****

Reviewed & Authorized Signatory

R.M. Bengeri

Mrs. Radha M Bengeri
Technical Manager

Note:
1. All results pertain to the sample received and tested only.
2. Samples are Retained for 15 days after issue of test reports.
3. (*) Details as Furnished by Customer.
4. Total BDL - Below Detectable Limit, DL - Detection Limit.
5. This report is not to be reproduced either wholly or in part and cannot be used as an evidence in the court of Law and should not be used in any advertising media without written approval of the laboratory. Subjected to Hubli Jurisdiction.

SHRI KRISHNA AQUA ENGINEERING WORKS

H NO 3 & 4, LIMBUWALA BUILDING, PRAGATI COLONY,
1ST CROSS, VIDYANAGAR, HUBLI, DHARWAD, KARNATAKA, INDIA.
Tel : 0836-2375678, Mobile : +91 94480 51534, +91 94800 28018,
E-mail : radhabengeri@gmail.com, shrikrishnaaqua@gmail.com

ANNEXURE-38A
Format No: SKAEW/7.8/RF/C/04

Analysis Report of Stack Emission

1	Name of the Industry	:	BMM Ispat Ltd., Danapur, Hosapete Taluk, Vijayanagara District.
2	Customer Reference	:	WORKORDER NO.. 4500005206 DATED 05.06.2026
3	Sample collected by	:	Shri Krishna Aqua Engineering Works
4	Particulars of sample collected	:	Stack Sampler Sl. No: PT-25/2019
5	Instrument Details	:	Calibration Date: 04.09.2026 Calibration Due Date: 03.09.2027
6	Discipline	:	Chemical
7	Group	:	Atmospheric Pollution
8	Sample Type	:	Stack Monitoring **(1st Fort Night)**
9	Month of Sampling	:	**OCTOBER-2026**
10	Date of Sample Received	:	07.10.2026&08.10.2026
11	Date of Sample Analysis	:	08.10.2026&09.10.2026
12	Date Sample Analysis Completion	:	08.10.2026&09.10.2026
13	Report Issued Date	:	**03.11.2026**
14	Report Number	:	**KAEW/BMMIL/STACK /2026-27/0082**

RESULTS

Sl. No	2 X 500 TPD Sponge Iron Kiln 1 & 2	Date of Sample Collected	Sample Code	Ambient Temperature ^{O}C	Gas flow rate at NTP Nm3/hr	KSPCB Std
Chimneys attached to Bag Filter (De dusting Units)						
2 X 500 TPD Sponge Iron Kiln 3& 4						
6	Transfer House	06.10.2026	338	33	19431	-
7	Product Bunker	07.10.2026	349	33	18612	-

Parameter	Protocol
Gas flow Discharge rate at NTP	IS 11255 Part 3: 2008 (RA : 2018)

INFERENCE: The Measured Values are within the limits

****End of the Report****

Reviewed & Authorized Signatory

R.M. Bengeri

Mrs. Radha M Bengeri
Technical Manager

Note:
1. All results pertain to the sample received and tested only.
2. Samples are Retained for 15 days after issue of test reports.
3. (*) Details as Furnished by Customer.
4. Total BDL - Below Detectable Limit, DL - Detection Limit.
5. This report is not to be reproduced either wholly or in part and cannot be used as an evidence in the court of Law and should not be used in any advertising media without written approval of the laboratory. Subjected to Hubli Jurisdiction.

SHRI KRISHNA AQUA ENGINEERING WORKS

H NO 3 & 4 LIMBUWALA BUILDING, PRAGATI COLONY,
1ST CROSS, VIDYANAGAR, HUBLI, DHARWAD, KARNATAKA, INDIA
Tel : 0836-2375678, Mobile : +91 94480 51534, +91 94800 28018,
E-mail : radhabengeri@gmail.com, shrikrishnaaqua@gmail.com

TC-17231

ANNEXURE-39
Format No: SKAEW/7.8/RF/C/04

Analysis Report of Stack Emission

1	Name of the Industry	:	BMM Ispat Ltd., Danapur, Hosapete Taluk, Vijayanagara District.
2	Customer Reference	:	WORKORDER NO.. 4500005206 DATED 05.06.2026
3	Sample collected by	:	Shri Krishna Aqua Engineering Works
4	Particulars of sample collected	:	Stack Sampler Sl. No: PT-25/2019
5	Instrument Details	:	Calibration Date: 04.09.2026 Calibration Due Date: 03.09.2027
6	Discipline	:	Chemical
7	Group	:	Atmospheric Pollution
8	Sample Type	:	Stack Monitoring **(1st Fort Night)**
9	Month of Sampling	:	**OCTOBER-2026**
10	Date of Sample Received	:	10.10.2026 & 13.10.2026
11	Date of Sample Analysis	:	12.10.2026 & 14.10.2026
12	Date Sample Analysis Completion	:	12.10.2026 & 14.10.2026
13	Report Issued Date	:	**03.11.2026**
14	Report Number	:	**ULR-TC172312600000092**

RESULTS

Sl. No	Stack Attached to	Date of Sample Collected	Sample Code	Fuel Used	TS °C	V m/s	Height (m)	Diameter (m)	PM mg/Nm³	KSPCB Std mg/Nm³
Chimneys attached to Bag Filter (De dusting Units)										
2X500 TPD Sponge Iron Kiln 5&6										
1	Cooler Discharge-1	Shutdown	-	---	-	-	30	1.20	-	50
2	Cooler Discharge -2 & PSB Transfer Tower)	09.10.2026	375	---	37	5.16	30	1.20	29.89	50
3	Product Bunker & Intermediate Bin	12.10.2026	397	---	33	4.94	30	1.90	34.60	50
4	PSB Product Separation bin 1 & 2	09.10.2026	376	---	38	5.08	30	1.90	34.19	50

Sl. No	2X500 TPD Sponge Iron Kiln 3&4	Gas flow rate at Stack Condition m³/hr	KSPCB Std
1	Cooler Discharge-1	Shutdown	-
2	Cooler Discharge -2 & PSB Transfer Tower)	21015	-
3	Product Bunker & Intermediate Bin	50411	-
4	PSB Product Separation bin 1 & 2	51812	-

INFERENCE:

Particulate Matter (mg/Nm3)	IS: 11255 (Part 1) - 1985 (RA 2019)
Gas flow Discharge rate at Stack Condition	IS 11255 Part 3: 2008 (RA : 2018)

****End of the Report****

Reviewed & Authorized Signatory

R.M. Bengeri

Mrs. Radha M Bengeri
Technical Manager

Note:
1. All results pertain to the sample received and tested only.
2. Samples are Retained for 15 days after issue of test reports.
3. (*) Details as Furnished by Customer.
4. Total BDL - Below Detectable Limit, DL - Detection Limit.
5. This report is not to be reproduced either wholly or in part and cannot be used as an evidence in the court of Law and should not be used in any advertising media without written approval of the laboratory. Subjected to Hubli Jurisdiction.

SHRI KRISHNA AQUA ENGINEERING WORKS

H NO 3 & 4 LIMBUWALA BUILDING PRAGATI COLONY,
1ST CROSS VIDYANAGAR HUBLI DHARWAD KARNATAKA, INDIA.
Tel 0836-2375678 Mobile +91 94480 51534, +91 94800 28018.
E-mail - radhabengeri@gmail.com shrikrishnaaqua@gmail.com

ANNEXURE-39A
Format No: SKAEW/7.8/RF/C/04

Analysis Report of Stack Emission

1	Name of the Industry	:	BMM Ispat Ltd., Danapur, Hosapete Taluk, Vijayanagara District.
2	Customer Reference	:	WORKORDER NO.. 4500005206 DATED 05.06.2026
3	Sample collected by	:	Shri Krishna Aqua Engineering Works
4	Particulars of sample collected	:	Stack Sampler Sl. No: PT-25/2019
5	Instrument Details	:	Calibration Date: 04.09.2026 Calibration Due Date: 03.09.2027
6	Discipline	:	Chemical
7	Group	:	Atmospheric Pollution
8	Sample Type	:	Stack Monitoring **(1st Fort Night)**
9	Month of Sampling	:	**OCTOBER-2026**
10	Date of Sample Received	:	10.10.2026 & 13.10.2026
11	Date of Sample Analysis	:	12.10.2026 & 14.10.2026
12	Date Sample Analysis Completion	:	12.10.2026 & 14.10.2026
13	Report Issued Date	:	**03.11.2026**
14	Report Number	:	**KAEW/BMMIL/STACK /2026-27/0092**

RESULTS

Sl. No	2X500 TPD Sponge Iron Kiln 5&6	Date of Sample Collected	Sample Code	Ambient Temperature °C	Gas flow rate at NTP Nm3/hr	KSPCB Std
1	Cooler Discharge-1	Shutdown	-	-	-	-
2	Cooler Discharge -2 & PSB Transfer Tower)	09.10.2026	375	32	20111	-
3	Product Bunker & Intermediate Bin	12.10.2026	397	28	49086	-
4	PSB Product Separation bin 1 & 2	09.10.2026	376	33	49379	-

Parameter	Protocol
Gas flow Discharge rate at NTP	IS 11255 Part 3: 2008 (RA : 2018)

INFERENCE:

****End of the Report****

Reviewed & Authorized Signatory

R.M. Bengeri

Mrs. Radha M Bengeri
Technical Manager

Note:
1. All results pertain to the sample received and tested only.
2. Samples are Retained for 15 days after issue of test reports.
3. (*) Details as Furnished by Customer.
4. Total BDL - Below Detectable Limit, DL - Detection Limit.
5. This report is not to be reproduced either wholly or in part and cannot be used as an evidence in the court of Law and should not be used in any advertising media without written approval of the laboratory. Subjected to Hubli Jurisdiction.

SHRI KRISHNA AQUA ENGINEERING WORKS

H NO 3 & 4, LIMBUWALA BUILDING, PRAGATI COLONY,
1ST CROSS VIDYANAGAR, HUBLI, DHARWAD, KARNATAKA INDIA
Tel 0836-2375678, Mobile +91 94480 51534 +91 94800 28018,
E-mail - radhabengeri@gmail.com, shrikrishnaaqua@gmail.com

TC-17231

ANNEXURE-40
Format No: SKAEW/7.8/RF/C/04

Analysis Report of Stack Emission

1	Name of the Industry	:	BMM Ispat Ltd., Danapur, Hosapete Taluk, Vijayanagara District.
2	Customer Reference	:	WORKORDER NO.. 4500005206 DATED 05.06.2026
3	Sample collected by	:	Shri Krishna Aqua Engineering Works
4	Particulars of sample collected	:	Stack Sampler Sl. No: PT-25/2019
5	Instrument Details	:	Calibration Date: 04.09.2026 Calibration Due Date: 03.09.2027
6	Discipline	:	Chemical
7	Group	:	Atmospheric Pollution
8	Sample Type	:	Stack Monitoring **(1st Fort Night)**
9	Month of Sampling	:	**OCTOBER-2026**
10	Date of Sample Received	:	-
11	Date of Sample Analysis	:	-
12	Date Sample Analysis Completion	:	-
13	Report Issued Date	:	**03.11.2026**
14	Report Number	:	-

RESULTS

Sl. No	Stack Attached to	Date of Sample Collected	Sample Code	Fuel Used	TS °C	V m/s	Height (m)	Diameter (m)	PM mg/Nm³	KSPCB Std mg/Nm³
Chimneys attached to Bag Filter (De dusting Units)										
2X500 TPD Sponge Iron Kiln 5&6										
1	Coal Primary Screen	Shutdown	-	---	-	-	30	1.20	-	50
2	Coal Stock House-1 & 2	Shutdown	-	---	-	-	30	1.20	-	50
3	Dolochar Storage Bin -1 & 2	Shutdown	-	---	-	-	30	1.90	-	50
4	Coal Injection (Kiln Inlet)	Shutdown	-	---	-	-	30	1.90	-	50
5	Fine Coal Injection (Kiln outlet)	Shutdown								

Sl. No	2X500 TPD Sponge Iron Kiln 3&4	Gas flow rate at Stack Condition m³/hr	KSPCB Std
1	Coal Primary Screen	Shutdown	-
2	Coal Stock House-1 & 2	Shutdown	-
3	Dolochar Storage Bin -1 & 2	Shutdown	-
4	Coal Injection (Kiln Inlet)	Shutdown	-
5	Fine Coal Injection (Kiln outlet)	Shutdown	

INFERENCE:

Particulate Matter (mg/Nm3)	IS: 11255 (Part 1) - 1985 (RA 2019)
Gas flow Discharge rate at Stack Condition	IS 11255 Part 3: 2008 (RA : 2018)

****End of the Report****

Reviewed & Authorized Signatory

R.M. Bengeri

Mrs. Radha M Bengeri
Technical Manager

Note:
1. All results pertain to the sample received and tested only.
2. Samples are Retained for 15 days after issue of test reports.
3. (*) Details as Furnished by Customer.
4. Total BDL - Below Detectable Limit, DL - Detection Limit.
5. This report is not to be reproduced either wholly or in part and cannot be used as an evidence in the court of Law and should not be used in any advertising media without written approval of the laboratory. Subjected to Hubli Jurisdiction.

SHRI KRISHNA AQUA ENGINEERING WORKS

H NO 3 & 4 LIMBUWALA BUILDING, PRAGATI COLONY,
1ST CROSS, VIDYANAGAR, HUBLI, DHARWAD, KARNATAKA, INDIA.
Tel 0836-2375678 Mobile +91 94480 51534, +91 94800 28018,
E-mail - radhabengeri@gmail.com shrikrishnaaqua@gmail.com

ANNEXURE-40A
Format No: SKAEW/7.8/RF/C/04

Analysis Report of Stack Emission

1	Name of the Industry	:	BMM Ispat Ltd., Danapur, Hosapete Taluk, Vijayanagara District.
2	Customer Reference	:	WORKORDER NO.. 4500005206 DATED 05.06.2026
3	Sample collected by	:	Shri Krishna Aqua Engineering Works
4	Particulars of sample collected	:	Stack Sampler Sl. No: PT-25/2019
5	Instrument Details	:	Calibration Date: 04.09.2026 Calibration Due Date: 03.09.2027
6	Discipline	:	Chemical
7	Group	:	Atmospheric Pollution
8	Sample Type	:	Stack Monitoring **(1st Fort Night)**
9	Month of Sampling	:	**OCTOBER-2026**
10	Date of Sample Received	:	-
11	Date of Sample Analysis	:	-
12	Date Sample Analysis Completion	:	-
13	Report Issued Date	:	**03.11.2026**
14	Report Number	:	-

RESULTS

Sl. No	2X500 TPD Sponge Iron Kiln 3&4	Date of Sample Collected	Sample Code	Ambient Temperature °C	Gas flow rate at NTP Nm3/hr*	KSPCB Std
Chimneys attached to Bag Filter (De dusting Units)						
2X500 TPD Sponge Iron Kiln 5&6						
1	Coal Primary Screen	Shutdown	-	-	-	-
2	Coal Stock House-1 & 2	Shutdown	-	-	-	-
3	Dolochar Storage Bin -1 & 2	Shutdown	-	-	-	-
4	Coal Injection (Kiln Inlet)	Shutdown	-	-	-	-
5	Fine Coal Injection (Kiln outlet)	Shutdown	-	-	-	-

Gas flow Discharge rate at NTP	IS 11255 Part 3: 2008 (RA : 2018)

INFERENCE:

****End of the Report****

Reviewed & Authorized Signatory

R.M. Bengeri

Mrs. Radha M Bengeri
Technical Manager

Note:
1. All results pertain to the sample received and tested only.
2. Samples are Retained for 15 days after issue of test reports.
3. (*) Details as Furnished by Customer.
4. Total BDL - Below Detectable Limit, DL - Detection Limit.
5. This report is not to be reproduced either wholly or in part and cannot be used as an evidence in the court of Law and should not be used in any advertising media without written approval of the laboratory. Subjected to Hubli Jurisdiction.

SHRI KRISHNA AQUA ENGINEERING WORKS

H NO 3 & 4, LIMBUWALA BUILDING, PRAGATI COLONY,
1ST CROSS VIDYANAGAR, HUBLI DHARWAD KARNATAKA INDIA
Tel 0836-2375678, Mobile +91 94480 51534 +91 94800 28018,
E-mail - radhabengeri@gmail.com, shrikrishnaaqua@gmail.com

TC-17231

ANNEXURE-41
Format No: SKAEW/7.8/RF/C/04

Analysis Report of Stack Emission

1	Name of the Industry	:	BMM Ispat Ltd., Danapur, Hosapete Taluk, Vijayanagara District.
2	Customer Reference	:	WORKORDER NO.. 4500005206 DATED 05.06.2026
3	Sample collected by	:	Shri Krishna Aqua Engineering Works
4	Particulars of sample collected	:	Stack Sampler Sl. No: PT-25/2019
5	Instrument Details	:	Calibration Date: 04.09.2026 Calibration Due Date: 03.09.2027
6	Discipline	:	Chemical
7	Group	:	Atmospheric Pollution
8	Sample Type	:	Stack Monitoring **(1ST Fort Night)**
9	Month of Sampling	:	**OCTOBER-2026**
10	Date of Sample Received	:	08.10.2026
11	Date of Sample Analysis	:	09.10.2026
12	Date Sample Analysis Completion	:	09.10.2026
13	Report Issued Date	:	**03.11.2026**
14	Report Number	:	**ULR-TC172312600000086**

RESULTS

Sl. No	Stack Attached to	Date of Sample Collected	Sample Code	Fuel Used	TS ^{0}C	V m/Sec	Height (m)	Diameter (m)	PM mg/Nm^3	KSPCB Std mg/Nm^3
Blast Furnance De-Dusting										
1	Blast Furnace Stock House	07.10.2026	351	---	38	5.94	35	3.3	5.68	**50**
2	Blast Furnace Cost House	07.10.2026	352	---	42	6.70	35	3.3	8.29	**50**

Sl. No	Beneficiation Plant	Gas flow rate at Stack Condition m^3/hr	KSPCB Std
1	Blast Furnace Stock House	183027	-
2	Blast Furnace Cost House	206427	-

Parameter	Protocol
Particulate Matter (mg/Nm3)	IS: 11255 (Part 1) - 1985 (RA 2019)
Gas flow Discharge rate at Stack Condition	IS 11255 Part 3: 2008 (RA : 2018)

INFERENCE: The Measured Values are within the limits.

****End of the Report****

Reviewed & Authorized Signatory

R.M. Bengeri

Mrs. Radha M Bengeri
Technical Manager

Note:
1. All results pertain to the sample received and tested only.
2. Samples are Retained for 15 days after issue of test reports.
3. (*) Details as Furnished by Customer.
4. Total BDL - Below Detectable Limit, DL - Detection Limit.
5. This report is not to be reproduced either wholly or in part and cannot be used as an evidence in the court of Law and should not be used in any advertising media without written approval of the laboratory. Subjected to Hubli Jurisdiction.

SHRI KRISHNA AQUA ENGINEERING WORKS

H NO 3 & 4 LIMBUWALA BUILDING PRAGATI COLONY,
1 CROSS VIDYANAGAR HUBLI DHARWAD KARNATAKA INDIA.
Tel 0836-2375678 Mobile +91 94480 51534, +91 94800 28018
E-mail - radhabengeri@gmail.com, shrikrishnaaqua@gmail.com

ANNEXURE-41/A
Format No: SKAEW/7.8/RF/C/04

Analysis Report of Stack Emission

1	Name of the Industry	:	BMM Ispat Ltd., Danapur, Hosapete Taluk, Vijayanagara District.
2	Customer Reference	:	WORKORDER NO.. 4500005206 DATED 05.06.2026
3	Sample collected by	:	Shri Krishna Aqua Engineering Works
4	Particulars of sample collected	:	Stack Sampler Sl. No: PT-25/2019
5	Instrument Details	:	Calibration Date: 04.09.2026 Calibration Due Date: 03.09.2027
6	Discipline	:	Chemical
7	Group	:	Atmospheric Pollution
8	Sample Type	:	Stack Monitoring **(2nd Fort Night)**
9	Month of Sampling	:	**OCTOBER-2026**
10	Date of Sample Received	:	08.10.2026
11	Date of Sample Analysis	:	09.10.2026
12	Date Sample Analysis Completion	:	09.10.2026
13	Report Issued Date	:	**03.11.2026**
14	Report Number	:	**KAEW/BMMIL/STACK /2026-27/0086**

RESULTS

Sl. No	Beneficiation Plant	Date of Sample Collected	Sample Code	Ambient Temperature °C	Gas flow rate at NTP Nm3/hr	KSPCB Std
Blast Furnance De-Dusting						
1	Blast Furnace Stock House	07.10.2026	351	31	197403	-
2	Blast Furnace Cost House	07.10.2026	352	32	187061	-

Parameter	Protocol
Gas flow Discharge rate at NTP	IS 11255 Part 3: 2008 (RA : 2018)

INFERENCE: The Measured Values are within the limits.

****End of the Report****

Reviewed & Authorized Signatory

R.M. Bengeri

Mrs. Radha M Bengeri
Technical Manager

Note:
1. *All results pertain to the sample received and tested only.*
2. Samples are Retained for 15 days after issue of test reports.
3. (*) Details as Furnished by Customer.
4. Total BDL - Below Detectable Limit, DL - Detection Limit.
5. This report is not to be reproduced either wholly or in part and cannot be used as an evidence in the court of Law and should not be used in any advertising media without written approval of the laboratory. Subjected to Hubli Jurisdiction.

SHRI KRISHNA AQUA ENGINEERING WORKS

H NO 3 & 4 LIMBUWALA BUILDING, PRAGATI COLONY,
1ST CROSS VIDYANAGAR, HUBLI DHARWAD KARNATAKA INDIA
Tel 0836-2375678 Mobile +91 94480 51534 +91 94800 28018,
E-mail - radhabengeri@gmail.com, shrikrishnaaqua@gmail.com

TC-17231

ANNEXURE-42
Format No: SKAEW/7.8/RF/C/04

Analysis Report of Stack Emission

1	Name of the Industry	:	BMM Ispat Ltd., Danapur, Hosapete Taluk, Vijayanagara District.
2	Customer Reference	:	WORKORDER NO.. 4500005206 DATED 05.06.2026
3	Sample collected by	:	Shri Krishna Aqua Engineering Works
4	Particulars of sample collected	:	Stack Sampler Sl. No: PT-25/2019
5	Instrument Details	:	Calibration Date: 04.09.2026 Calibration Due Date: 03.09.2027
6	Discipline	:	Chemical
7	Group	:	Atmospheric Pollution
8	Sample Type	:	Stack Monitoring **(2nd Fort Night)**
9	Month of Sampling	:	**OCTOBER-2026**
10	Date of Sample Received	:	28.10.2026
11	Date of Sample Analysis	:	29.10.2026
12	Date Sample Analysis Completion	:	29.10.2026
13	Report Issued Date	:	**03.11.2026**
14	Report Number	:	**ULR-TC172312600000130**

RESULTS

Sl. No	Stack Attached to	Date of Sample Collected	Sample Code	Fuel Used	TS °C	V m/Sec	Height (m)	Diameter (m)	PM mg/Nm³	KSPCB Std mg/Nm³
Chimneys attached to Bag Filter (De dusting Units)										
Beneficiation Plant-2										
1	Screen House	27.10.2026	**540**	---	34	5.05	30	0.9	16.31	**50**
2	Junction House	Shutdown	-	---	-	-	30	1.2	-	**50**

Sl. No	Beneficiation Plant	Gas flow rate at Stack Condition m³/hr	KSPCB Std
1	Iron Ore Cone Crusher	11566	-
2	Iron Ore Screening	Shutdown	-

Parameter	Protocol
Particulate Matter (mg/Nm3)	IS: 11255 (Part 1) - 1985 (RA 2019)
Gas flow Discharge rate at Stack Condition	IS 11255 Part 3: 2008 (RA : 2018)

INFERENCE: The Measured Values are within the limits.

****End of the Report****

Reviewed & Authorized Signatory

R.M. Bengeri

Mrs. Radha M Bengeri
Technical Manager

Note:
1. All results pertain to the sample received and tested only.
2. Samples are Retained for 15 days after issue of test reports.
3. (*) Details as Furnished by Customer.
4. Total BDL - Below Detectable Limit, DL - Detection Limit.
5. This report is not to be reproduced either wholly or in part and cannot be used as an evidence in the court of Law and should not be used in any advertising media without written approval of the laboratory. Subjected to Hubli Jurisdiction.

SHRI KRISHNA AQUA ENGINEERING WORKS

H NO 3 & 4 LIMBUWALA BUILDING PRAGATI COLONY,
1 CROSS VIDYANAGAR HUBLI DHARWAD KARNATAKA INDIA
Tel : 0836-2375678, Mobile +91 94480 51534, +91 94800 28018,
E-mail - radhabengeri@gmail.com shrikrishnaaqua@gmail.com

ANNEXURE-42A
Format No: SKAEW/7.8/RF/C/04

Analysis Report of Stack Emission

1	Name of the Industry	:	BMM Ispat Ltd., Danapur, Hosapete Taluk, Vijayanagara District.
2	Customer Reference	:	WORKORDER NO.. 4500005206 DATED 05.06.2026
3	Sample collected by	:	Shri Krishna Aqua Engineering Works
4	Particulars of sample collected	:	Stack Sampler Sl. No: PT-25/2019
5	Instrument Details	:	Calibration Date: 04.09.2026 Calibration Due Date: 03.09.2027
6	Discipline	:	Chemical
7	Group	:	Atmospheric Pollution
8	Sample Type	:	Stack Monitoring **(2ndFort Night)**
9	Month of Sampling	:	**OCTOBER-2026**
10	Date of Sample Received	:	28.10.2026
11	Date of Sample Analysis	:	29.10.2026
12	Date Sample Analysis Completion	:	29.10.2026
13	Report Issued Date	:	**03.11.2026**
14	Report Number	:	**KAEW/BMMIL/STACK /2026-27/0130**

RESULTS

Sl. No	Beneficiation Plant	Date of Sample Collected	Sample Code	Ambient Temperature °C	Gas flow rate at NTP Nm3/hr	KSPCB Std
Chimneys attached to Bag Filter (De dusting Units)						
Beneficiation Plant-2						
1	Screen House	27.10.2026	540	30	11195	-
2	Junction House	Shutdown	-	-	-	-

Parameter	Protocol
Gas flow Discharge rate at NTP	IS 11255 Part 3: 2008 (RA : 2018)

INFERENCE: The Measured Values are within the limits.

****End of the Report****

Reviewed & Authorized Signatory

R.M. Bengeri

Mrs. Radha M Bengeri
Technical Manager

Note:
1. All results pertain to the sample received and tested only.
2. Samples are Retained for 15 days after issue of test reports.
3. (*) Details as Furnished by Customer.
4. Total BDL - Below Detectable Limit, DL - Detection Limit.
5. This report is not to be reproduced either wholly or in part and cannot be used as an evidence in the court of Law and should not be used in any advertising media without written approval of the laboratory. Subjected to Hubli Jurisdiction.

SHRI KRISHNA AQUA ENGINEERING WORKS

H NO 3 & 4, LIMBUWALA BUILDING PRAGATI COLONY,
1ST CROSS VIDYANAGAR, HUBLI DHARWAD KARNATAKA INDIA
Tel 0836-2375678 Mobile +91 94480 51534 +91 94800 28018,
E-mail - radhabengeri@gmail.com, shrikrishnaaqua@gmail.com

TC-17231

ANNEXURE-43
Format No: SKAEW/7.8/RF/C/04

Analysis Report of Stack Emission

1	Name of the Industry	:	BMM Ispat Ltd., Danapur, Hosapete Taluk, Vijayanagara District.
2	Customer Reference	:	WORKORDER NO.. 4500005206 DATED 05.06.2026
3	Sample collected by	:	Shri Krishna Aqua Engineering Works
4	Particulars of sample collected	:	Stack Sampler Sl. No: PT-25/2019
5	Instrument Details	:	Calibration Date: 04.09.2026 Calibration Due Date: 03.09.2027
6	Discipline	:	Chemical
7	Group	:	Atmospheric Pollution
8	Sample Type	:	Stack Monitoring **(2nd Fort Night)**
9	Month of Sampling	:	**OCTOBER-2026**
10	Date of Sample Received	:	17.10.2026
11	Date of Sample Analysis	:	19.10.2026
12	Date Sample Analysis Completion	:	19.10.2026
13	Report Issued Date	:	**03.11.2026**
14	Report Number	:	**ULR-TC172312600000096**

RESULTS

Sl. No	Stack Attached to	Date of Sample Collected	Sample Code	Fuel Used	TS °C	V m/Sec	Height (m)	Diameter (m)	PM mg/Nm³	KSPCB Std mg/Nm³
Chimneys attached to Bag Filter (De dusting Units)										
Pellet Plant-2										
3	AGB main bag Filter	16.10.2026	409	---	33	4.83	6.5	0.50	17.19	**50**
4	Mixer Area	16.10.2026	410	---	35	4.95	6.5	0.50	22.89	**50**
5	Discharge Point from annular cooler	16.10.2026	411	---	36	5.00	20	0.5	28.10	**50**

Sl. No	Pellet Plant	Gas flow rate at Stack Condition m³/hr	KSPCB Std
3	AGB main bag Filter	3412	-
4	Mixer Area	3497	-
5	Discharge Point from annular cooler	3535	-

Parameter	Protocol
Particulate Matter (mg/Nm3)	IS: 11255 (Part 1) - 1985 (RA 2019)
Gas flow Discharge rate at Stack Condition	IS 11255 Part 3: 2008 (RA : 2018)

INFERENCE: --The Measured Values are within the limits.

****End of the Report****

Reviewed & Authorized Signatory

R.M. Bengeri

Mrs. Radha M Bengeri
Technical Manager

Note:
1. All results pertain to the sample received and tested only.
2. Samples are Retained for 15 days after issue of test reports.
3. (*) Details as Furnished by Customer.
4. Total BDL - Below Detectable Limit, DL - Detection Limit.
5. This report is not to be reproduced either wholly or in part and cannot be used as an evidence in the court of Law and should not be used in any advertising media without written approval of the laboratory. Subjected to Hubli Jurisdiction.

SHRI KRISHNA AQUA ENGINEERING WORKS

H NO 3 & 4 LIMBUWALA BUILDING, PRAGATI COLONY,
1ST CROSS, VIDYANAGAR, HUBLI, DHARWAD, KARNATAKA, INDIA.
Tel 0836-2375678, Mobile +91 94480 51534, +91 94800 28018,
E-mail - radhabengeri@gmail.com, shrikrishnaaqua@gmail.com

ANNEXURE-43A
Format No: SKAEW/7.8/RF/C/04

Analysis Report of Stack Emission

1	Name of the Industry	:	BMM Ispat Ltd., Danapur, Hosapete Taluk, Vijayanagara District.
2	Customer Reference	:	WORKORDER NO.. 4500005206 DATED 05.06.2026
3	Sample collected by	:	Shri Krishna Aqua Engineering Works
4	Particulars of sample collected	:	Stack Sampler Sl. No: PT-25/2019
5	Instrument Details	:	Calibration Date: 04.09.2026 Calibration Due Date: 03.09.2027
6	Discipline	:	Chemical
7	Group	:	Atmospheric Pollution
8	Sample Type	:	Stack Monitoring **(2nd Fort Night)**
9	Month of Sampling	:	**OCTOBER-2026**
10	Date of Sample Received	:	17.10.2026
11	Date of Sample Analysis	:	19.10.2026
12	Date Sample Analysis Completion	:	19.10.2026
13	Report Issued Date	:	**03.11.2026**
14	Report Number	:	**KAEW/BMMIL/STACK /2026-27/0096**

RESULTS

Sl. No	Pellet Plant	Date of Sample Collected	Sample Code	Ambient Temperature °C	Gas flow rate at NTP Nm3/hr	KSPCB Std
Chimneys attached to Bag Filter (De dusting Units)						
Pellet Plant-2						
3	AGB main bag Filter	16.10.2026	409	29	3319	-
4	Mixer Area	16.10.2026	410	31	3373	-
5	Discharge Point from annular cooler	16.10.2026	411	32	3395	-

Parameter	Protocol
Gas flow Discharge rate at NTP	IS 11255 Part 3: 2008 (RA : 2018)

INFERENCE: --The Measured Values are within the limits.

****End of the Report****

Reviewed & Authorized Signatory

R.M. Bengeri

Mrs. Radha M Bengeri
Technical Manager

Note:
1. All results pertain to the sample received and tested only.
2. Samples are Retained for 15 days after issue of test reports.
3. (*) Details as Furnished by Customer.
4. Total BDL - Below Detectable Limit, DL - Detection Limit.
5. This report is not to be reproduced either wholly or in part and cannot be used as an evidence in the court of Law and should not be used in any advertising media without written approval of the laboratory. Subjected to Hubli Jurisdiction.

SHRI KRISHNA AQUA ENGINEERING WORKS

H NO 3 & 4 LIMBUWALA BUILDING, PRAGATI COLONY,
1ST CROSS VIDYANAGAR, HUBLI DHARWAD KARNATAKA INDIA
Tel 0836-2375678 Mobile +91 94480 51534 +91 94800 28018
E-mail - radhabengeri@gmail.com, shrikrishnaaqua@gmail.com

TC-17231

ANNEXURE-44
Format No: SKAEW/7.8/RF/C/04

Analysis Report of Stack Emission

1	Name of the Industry	:	BMM Ispat Ltd., Danapur, Hosapete Taluk, Vijayanagara District.
2	Customer Reference	:	WORKORDER NO.. 4500005206 DATED 05.06.2026
3	Sample collected by	:	Shri Krishna Aqua Engineering Works
4	Particulars of sample collected	:	Stack Sampler Sl. No: PT-25/2019
5	Instrument Details	:	Calibration Date: 04.09.2026 Calibration Due Date: 03.09.2027
6	Discipline	:	Chemical
7	Group	:	Atmospheric Pollution
8	Sample Type	:	Stack Monitoring**(2nd Fort Night)**
9	Month of Sampling	:	**OCTOBER-2026**
10	Date of Sample Received	:	22.10.2026 & 23.10.2026
11	Date of Sample Analysis	:	23.10.2026 & 24.10.2026
12	Date Sample Analysis Completion	:	23.10.2026 & 24.10.2026
13	Report Issued Date	:	**03.11.2026**
14	Report Number	:	**ULR-TC172312600000105**

RESULTS

Sl. No	Stack Attached to	Date of Sample Collected	Sample Code	Fuel Used	TS °C	V m/Sec	Height (m)	Diameter (m)	PM mg/Nm³	KSPCB Std mg/Nm³
Chimneys attached to Bag Filter (De dusting Units)										
2 X 500 TPD Sponge Iron Kiln 3 & 4										
1	Cooler Discharge -1	21.10.2026	453	Coal	36	4.83	30	1.2	25.94	50
2	Cooler Discharge -2	21.10.2026	454	Coal	37	5.11	30	1.2	25.01	50
3	Coal stock house	Shutdown	-	Coal	-	4.51	30	1.2	-	50
4	Product Separation Bin-1A	22.10.2026	466	Coal	36	5.13	30	1.2	30.83	50
5	Product Separation Bin-2A	22.10.2026	467	Coal	37	4.76	30	1.2	26.03	50

Sl. No	2 X 500 TPD Sponge Iron Kiln 1 & 2	Gas flow rate at Stack Condition m³/hr	KSPCB Std
1	Cooler Discharge -1	19664	-
2	Cooler Discharge -2	20794	-
3	Coal stock house	Shutdown	-
4	Product Separation Bin-1A	20898	-
5	Product Separation Bin-2A	19402	-

Parameter	Protocol
Particulate Matter (mg/Nm3)	IS: 11255 (Part 1) - 1985 (RA 2019)
Gas flow Discharge rate at Stack Condition	IS 11255 Part 3: 2008 (RA : 2018)

INFERENCE: The Measured Values are within the limits.

****End of the Report****

Reviewed & Authorized Signatory

R.M. Bengeri

Mrs. Radha M Bengeri
Technical Manager

Note:
1. All results pertain to the sample received and tested only.
2. Samples are Retained for 15 days after issue of test reports.
3. (*) Details as Furnished by Customer.
4. Total BDL - Below Detectable Limit, DL - Detection Limit.
5. This report is not to be reproduced either wholly or in part and cannot be used as an evidence in the court of Law and should not be used in any advertising media without written approval of the laboratory. Subjected to Hubli Jurisdiction.

SHRI KRISHNA AQUA ENGINEERING WORKS

H NO 3 & 4 LIMBUWALA BUILDING PRAGATI COLONY,
1ST CROSS, VIDYANAGAR HUBLI, DHARWAD, KARNATAKA, INDIA.
Tel 0836-2375678 Mobile +91 94480 51534, +91 94800 28018.
E-mail - radhabengeri@gmail.com, shrikrishnaaqua@gmail.com

ANNEXURE-44A
Format No: SKAEW/7.8/RF/C/04

Analysis Report of Stack Emission

1	Name of the Industry	:	BMM Ispat Ltd., Danapur, Hosapete Taluk, Vijayanagara District.
2	Customer Reference	:	WORKORDER NO.. 4500005206 DATED 05.06.2026
3	Sample collected by	:	Shri Krishna Aqua Engineering Works
4	Particulars of sample collected	:	Stack Sampler Sl. No: PT-25/2019
5	Instrument Details	:	Calibration Date: 04.09.2026 Calibration Due Date: 03.09.2027
6	Discipline	:	Chemical
7	Group	:	Atmospheric Pollution
8	Sample Type	:	Stack Monitoring **(2nd Fort Night)**
9	Month of Sampling	:	**OCTOBER-2026**
10	Date of Sample Received	:	22.10.2026 & 23.10.2026
11	Date of Sample Analysis	:	23.10.2026 & 24.10.2026
12	Date Sample Analysis Completion	:	23.10.2026 & 24.10.2026
13	Report Issued Date	:	**03.11.2026**
14	Report Number	:	**KAEW/BMMIL/STACK /2026-27/0105**

RESULTS

Sl. No	Pellet Plant	Date of Sample Collected	Sample Code	Ambient Temperature ^{O}C	Gas flow rate at NTP Nm3/hr	KSPCB Std
Chimneys attached to Bag Filter (De dusting Units)						
2 X 500 TPD Sponge Iron Kiln 3 & 4						
1	Cooler Discharge -1	21.10.2026	453	32	18887	-
2	Cooler Discharge -2	21.10.2026	454	33	19664	-
3	Coal stock house	Shutdown	-	-	-	-
4	Product Separation Bin-1A	22.10.2026	466	31	20122	
5	Product Separation Bin-2A	22.10.2026	467	32	18568	

Parameter	Protocol
Gas flow Discharge rate at NTP	IS 11255 Part 3: 2008 (RA : 2018)

INFERENCE: --The Measured Values are within the limits.

****End of the Report****

Reviewed & Authorized Signatory

R.H. Bengeri

Mrs. Radha M Bengeri
Technical Manager

Note:
1. All results pertain to the sample received and tested only.
2. Samples are Retained for 15 days after issue of test reports.
3. (*) Details as Furnished by Customer.
4. Total BDL - Below Detectable Limit, DL - Detection Limit.
5. This report is not to be reproduced either wholly or in part and cannot be used as an evidence in the court of Law and should not be used in any advertising media without written approval of the laboratory. Subjected to Hubli Jurisdiction.

SHRI KRISHNA AQUA ENGINEERING WORKS

H NO 3 & 4, LIMBUWALA BUILDING, PRAGATI COLONY,
1ST CROSS, VIDYANAGAR, HUBLI, DHARWAD, KARNATAKA, INDIA.
Tel : 0836-2375678, Mobile : +91 94480 51534, +91 94800 28018,
E-mail : radhabengeri@gmail.com, shrikrishnaaqua@gmail.com

TC-17231

ANNEXURE-45
Format No: SKAEW/7.8/RF/C/04

Analysis Report of Stack Emission

1	Name of the Industry	:	BMM Ispat Ltd., Danapur, Hosapete Taluk, Vijayanagara District.
2	Customer Reference	:	WORKORDER NO.. 4500005206 DATED 05.06.2026
3	Sample collected by	:	Shri Krishna Aqua Engineering Works
4	Particulars of sample collected	:	Stack Sampler Sl. No: PT-25/2019
5	Instrument Details	:	Calibration Date: 04.09.2026 Calibration Due Date: 03.09.2027
6	Discipline	:	Chemical
7	Group	:	Atmospheric Pollution
8	Sample Type	:	Stack Monitoring **(2nd Fort Night)**
9	Month of Sampling	:	**OCTOBER-2026**
10	Date of Sample Received	:	23.10.2026 & 24.10.2026
11	Date of Sample Analysis	:	2410.2026 & 23.10.2026
12	Date Sample Analysis Completion	:	24.10.2026 & 23.10.2026
13	Report Issued Date	:	**03.11.2026**
14	Report Number	:	**ULR-TC172312600000107**

RESULTS

Sl. No	Stack Attached to	Date of Sample Collected	Sample Code	Fuel Used	TS °C	V m/Sec	Height (m)	Diameter (m)	PM mg/Nm³	KSPCB Std mg/Nm³
Chimneys attached to Bag Filter (De dusting Units)										
2 X 500 TPD Sponge Iron Kiln 3 & 4										
6	Transfer House	22.10.2026	468	Coal	38	5.18	30	1.2	28.34	50
7	Product Bunker	23.10.2026	478	Coal	31	4.90	30	1.2	18.65	50

Sl. No	2 X 500 TPD Sponge Iron Kiln 1 & 2	Gas flow rate at Stack Condition m³/hr	KSPCB Std
14	Transfer House	21111	-
15	Product Bunker	19936	-

Parameter	Protocol
Particulate Matter (mg/Nm3)	IS: 11255 (Part 1) - 1985 (RA 2019)
Gas flow Discharge rate at Stack Condition	IS 11255 Part 3: 2008 (RA : 2018)

INFERENCE: The Measured Values are within the limits.

****End of the Report****

Reviewed & Authorized Signatory

R.M. Bengeri

Mrs. Radha M Bengeri
Technical Manager

Note:
1. All results pertain to the sample received and tested only.
2. Samples are Retained for 15 days after issue of test reports.
3. (*) Details as Furnished by Customer.
4. Total BDL - Below Detectable Limit, DL - Detection Limit.
5. This report is not to be reproduced either wholly or in part and cannot be used as an evidence in the court of Law and should not be used in any advertising media without written approval of the laboratory. Subjected to Hubli Jurisdiction.

SHRI KRISHNA AQUA ENGINEERING WORKS

H NO 3 & 4 LIMBUWALA BUILDING PRAGATI COLONY,
1ST CROSS VIDYANAGAR HUBLI, DHARWAD, KARNATAKA, INDIA.
Tel 0836-2375678, Mobile +91 94480 51534, +91 94800 28018.
E-mail - radhabengeri@gmail.com, shrikrishnaaqua@gmail.com

ANNEXURE-45A
Format No: SKAEW/7.8/RF/C/04

Analysis Report of Stack Emission

1	Name of the Industry	:	BMM Ispat Ltd., Danapur, Hosapete Taluk, Vijayanagara District.
2	Customer Reference	:	WORKORDER NO.. 4500005206 DATED 05.06.2026
3	Sample collected by	:	Shri Krishna Aqua Engineering Works
4	Particulars of sample collected	:	Stack Sampler Sl. No: PT-25/2019
5	Instrument Details	:	Calibration Date: 04.09.2026 Calibration Due Date: 03.09.2027
6	Discipline	:	Chemical
7	Group	:	Atmospheric Pollution
8	Sample Type	:	Stack Monitoring **(2nd Fort Night)**
9	Month of Sampling	:	**OCTOBER-2026**
10	Date of Sample Received	:	23.10.2026 & 24.10.2026
11	Date of Sample Analysis	:	2410.2026 & 23.10.2026
12	Date Sample Analysis Completion	:	24.10.2026 & 23.10.2026
13	Report Issued Date	:	**03.11.2026**
14	Report Number	:	**KAEW/BMMIL/STACK /2026-27/0107**

RESULTS

Sl. No	2 X 500 TPD Sponge Iron Kiln 1 & 2	Date of Sample Collected	Sample Code	Ambient Temperature ^{0}C	Gas flow rate at NTP Nm3/hr	KSPCB Std
Chimneys attached to Bag Filter (De dusting Units)						
2 X 500 TPD Sponge Iron Kiln 3 & 4						
6	Transfer House	22.10.2026	468	33	20125	-
7	Product Bunker	23.10.2026	478	28	19522	-

Parameter	Protocol
Gas flow Discharge rate at NTP	IS 11255 Part 3: 2008 (RA : 2018)

INFERENCE: The Measured Values are within the limits.

****End of the Report****

Reviewed & Authorized Signatory

R.M. Bengeri

Mrs. Radha M Bengeri
Technical Manager

Note:
1. All results pertain to the sample received and tested only.
2. Samples are Retained for 15 days after issue of test reports.
3. (*) Details as Furnished by Customer.
4. Total BDL - Below Detectable Limit, DL - Detection Limit.
5. This report is not to be reproduced either wholly or in part and cannot be used as an evidence in the court of Law and should not be used in any advertising media without written approval of the laboratory. Subjected to Hubli jurisdiction.

SHRI KRISHNA AQUA ENGINEERING WORKS

H.NO. 3 & 4, LIMBUWALA BUILDING, PRAGATI COLONY,
1ST CROSS, VIDYANAGAR, HUBLI, DHARWAD, KARNATAKA, INDIA
Tel: 0836-2375678, Mobile: +91 94480 51534, +91 94800 28018,
E-mail - radhabengeri@gmail.com, shrikrishnaaqua@gmail.com

TC-17231

ANNEXURE-46
Format No: SKAEW/7.8/RF/C/04

Analysis Report of Stack Emission

1	Name of the Industry	:	BMM Ispat Ltd., Danapur, Hosapete Taluk, Vijayanagara District.
2	Customer Reference	:	WORKORDER NO.. 4500005206 DATED 05.06.2026
3	Sample collected by	:	Shri Krishna Aqua Engineering Works
4	Particulars of sample collected	:	Stack Sampler Sl. No: PT-25/2019
5	Instrument Details	:	Calibration Date: 04.09.2026 Calibration Due Date: 03.09.2027
6	Discipline	:	Chemical
7	Group	:	Atmospheric Pollution
8	Sample Type	:	Stack Monitoring **(2nd Fort Night)**
9	Month of Sampling	:	**OCTOBER-2026**
10	Date of Sample Received	:	24.10.2026 & 27.10.2026
11	Date of Sample Analysis	:	26.10.2026 & 28.10.2026
12	Date Sample Analysis Completion	:	26.10.2026 & 28.10.2026
13	Report Issued Date	:	**03.11.2026**
14	Report Number	:	**ULR-TC172312600000109**

RESULTS

Sl. NO	Stack Attached to	Date of Sample Collected	Sample Code	Fuel Used	TS °C	V m/s	Height (m)	Diameter (m)	PM mg/Nm³	KSPCB Std mg/Nm³
Chimneys attached to Bag Filter (De dusting Units)										
2X500 TSP Sponge Iron Kiln 5 & 6										
1	Cooler Discharge-1	SHUTDOWN	---	---	-	-	30	1.20	-	**50**
2	Cooler Discharge -2 & PSB Transfer Tower)	23.10.2026	479	---	33	5.10	30	1.20	33.25	**50**
3	Product Bunker & Intermediate Bin	26.10.2026	526	---	37	5.10	30	1.90	33.02	**50**
4	PSB Product Separation bin 1 & 2	23.10.2026	480	---	35	5.18	30	1.90	36.78	**50**
5	Coal Primary Screen	SHUTDOWN	---	---	-	-	30	1.20	-	**50**

Sl. No	2X500 TPD Sponge Iron Kiln 3&4	Gas flow rate at Stack Condition m³/hr	KSPCB Std
1	Cooler Discharge-1	SHUTDOWN	-
2	Cooler Discharge -2 & PSB Transfer Tower)	20760	-
3	Product Bunker & Intermediate Bin	52014	-
4	PSB Product Separation bin 1 & 2	52914	-
5	Coal Primary Screen	SHUTDOWN	-

Parameter	Protocol
Particulate Matter (mg/Nm3)	IS: 11255 (Part 1) - 1985 (RA 2019)
Gas flow Discharge rate at Stack Condition	IS 11255 Part 3: 2008 (RA : 2018)

INFERENCE:.

****End of the Report****

Reviewed & Authorized Signatory

R.M. Bengeri

Mrs. Radha M Bengeri
Technical Manager

Note:
1. All results pertain to the sample received and tested only.
2. Samples are Retained for 15 days after issue of test reports.
3. (*) Details as Furnished by Customer.
4. Total BDL - Below Detectable Limit, DL - Detection Limit.
5. This report is not to be reproduced either wholly or in part and cannot be used as an evidence in the court of Law and should not be used in any advertising media without written approval of the laboratory. Subjected to Hubli Jurisdiction.

SHRI KRISHNA AQUA ENGINEERING WORKS

H NO 3 & 4 LIMBUWALA BUILDING PRAGATI COLONY
1ST CROSS VIDYANAGAR HUBLI DHARWAD KARNATAKA INDIA
Tel 0836-2375678 Mobile +91 94480 51534, +91 94800 28018
E-mail - radhabengeri@gmail.com shrikrishnaaqua@gmail.com

ANNEXURE-46A
Format No: SKAEW/7.8/RF/C/04

Analysis Report of Stack Emission

1	Name of the Industry	:	BMM Ispat Ltd., Danapur, Hosapete Taluk, Vijayanagara District.
2	Customer Reference	:	WORKORDER NO.. 4500005206 DATED 05.06.2026
3	Sample collected by	:	Shri Krishna Aqua Engineering Works
4	Particulars of sample collected	:	Stack Sampler Sl. No: PT-25/2019
5	Instrument Details	:	Calibration Date: 04.09.2026 Calibration Due Date: 03.09.2027
6	Discipline	:	Chemical
7	Group	:	Atmospheric Pollution
8	Sample Type	:	Stack Monitoring**(2nd Fort Night)**
9	Month of Sampling	:	**OCTOBER-2026**
10	Date of Sample Received	:	24.10.2026 & 27.10.2026
11	Date of Sample Analysis	:	26.10.2026 & 28.10.2026
12	Date Sample Analysis Completion	:	26.10.2026 & 28.10.2026
13	Report Issued Date	:	**03.11.2026**
14	Report Number	:	**KAEW/BMMIL/STACK /2026-27/0109**

RESULTS

Sl. No	2 X 500 TPD Sponge Iron Kiln 1 & 2	Date of Sample Collected	Sample Code	Ambient Temperature ^{O}C	Gas flow rate at NTP Nm3/hr	KSPCB Std
Chimneys attached to Bag Filter (De dusting Units)						
2X500 TSP Sponge Iron Kiln 5 & 6						
1	Cooler Discharge-1	SHUTDOWN	-	-	-	
2	Cooler Discharge -2 & PSB Transfer Tower)	23.10.2026	23.10.2026	29	20148	-
3	Product Bunker & Intermediate Bin	26.10.2026	26.10.2026	32	49731	-
4	PSB Product Separation bin 1 & 2	23.10.2026	23.10.2026	30	50994	-
5	Coal Primary Screen	SHUTDOWN	-	-	-	-

Parameter	Protocol
Gas flow Discharge rate at NTP	IS 11255 Part 3: 2008 (RA : 2018)

INFERENCE:.

****End of the Report****

Reviewed & Authorized Signatory

R.M. Bengeri

Mrs. Radha M Bengeri
Technical Manager

Note:
1. All results pertain to the sample received and tested only.
2. Samples are Retained for 15 days after issue of test reports.
3. (*) Details as Furnished by Customer.
4. Total BDL - Below Detectable Limit, DL - Detection Limit.
5. This report is not to be reproduced either wholly or in part and cannot be used as an evidence in the court of Law and should not be used in any advertising media without written approval of the laboratory. Subjected to Hubli Jurisdiction.

SHRI KRISHNA AQUA ENGINEERING WORKS

H NO. 3 & 4, LIMBUWALA BUILDING, PRAGATI COLONY,
1ST CROSS VIDYANAGAR, HUBLI DHARWAD KARNATAKA INDIA
Tel. 0836-2375678, Mobile +91 94480 51534 +91 94800 28018,
E-mail - radhabengeri@gmail.com, shrikrishnaaqua@gmail.com

TC-17231

ANNEXURE-47
Format No: SKAEW/7.8/RF/C/04

Analysis Report of Stack Emission

1	Name of the Industry	:	BMM Ispat Ltd., Danapur, Hosapete Taluk, Vijayanagara District.
2	Customer Reference	:	WORKORDER NO.. 4500005206 DATED 05.06.2026
3	Sample collected by	:	Shri Krishna Aqua Engineering Works
4	Particulars of sample collected	:	Stack Sampler Sl. No: PT-25/2019
5	Instrument Details	:	Calibration Date: 04.09.2026 Calibration Due Date: 03.09.2027
6	Discipline	:	Chemical
7	Group	:	Atmospheric Pollution
8	Sample Type	:	Stack Monitoring **(2nd Fort Night)**
9	Month of Sampling	:	**OCTOBER-2026**
10	Date of Sample Received	:	-
11	Date of Sample Analysis	:	-
12	Date Sample Analysis Completion	:	-
13	Report Issued Date	:	**03.11.2026**
14	Report Number	:	-

RESULTS

Sl. NO	Stack Attached to	Date of Sample Collected	Sample Code	Fuel Used	TS °C	V m/s	Height (m)	Diameter (m)	PM mg/Nm³	KSPCB Std mg/Nm³
Chimneys attached to Bag Filter (De dusting Units)										
2X500 TSP Sponge Iron Kiln 5 & 6										
1	Coal Primary Screen	SHUTDOWN	---	---	-	-	-	-	-	50
2	Coal Stock House-1 & 2	SHUTDOWN	---	---	-	-	-	-	-	50
3	Dolochar Storage Bin -1 & 2	SHUTDOWN	---	---	-	-	-	-	-	50
4	Coal Injection (Kiln Inlet)	SHUTDOWN	---	---	-	-	-	-	-	50
5	Fine Coal Injection (Kiln outlet)	SHUTDOWN	---	---	-	-	-	-	-	

Sl. No	2X500 TPD Sponge Iron Kiln 3&4	Gas flow rate at Stack Condition m³/hr	KSPCB Std
19	Coal Primary Screen	SHUTDOWN	-
20	Coal Stock House-1 & 2	SHUTDOWN	-
21	Dolochar Storage Bin -1 & 2	SHUTDOWN	-
22	Coal Injection (Kiln Inlet)	SHUTDOWN	-
23	Fine Coal Injection (Kiln outlet)	SHUTDOWN	-

Parameter	Protocol
Particulate Matter (mg/Nm3)	IS: 11255 (Part 1) - 1985 (RA 2019)
Gas flow Discharge rate at Stack Condition	IS 11255 Part 3: 2008 (RA : 2018)

INFERENCE:

****End of the Report****

Reviewed & Authorized Signatory

R.M. Bengeri

Mrs. Radha M Bengeri
Technical Manager

Note:
1. All results pertain to the sample received and tested only.
2. Samples are Retained for 15 days after issue of test reports.
3. (*) Details as Furnished by Customer.
4. Total BDL - Below Detectable Limit, DL - Detection Limit.
5. This report is not to be reproduced either wholly or in part and cannot be used as an evidence in the court of Law and should not be used in any advertising media without written approval of the laboratory. Subjected to Hubli Jurisdiction.

SHRI KRISHNA AQUA ENGINEERING WORKS

H NO 3 & 4 LIMBUWALA BUILDING PRAGATI COLONY
1 CROSS VIDYANAGAR HUBLI DHARWAD KARNATAKA INDIA
Tel 0836-2375678 Mobile +91 94480 51534, +91 94800 28018
E-mail - radhabengeri@gmail.com shrikrishnaaqua@gmail.com

ANNEXURE-47A
Format No: SKAEW/7.8/RF/C/04

Analysis Report of Stack Emission

1	Name of the Industry	:	BMM Ispat Ltd., Danapur, Hosapete Taluk, Vijayanagara District.
2	Customer Reference	:	WORKORDER NO.. 4500005206 DATED 05.06.2026
3	Sample collected by	:	Shri Krishna Aqua Engineering Works
4	Particulars of sample collected	:	Stack Sampler Sl. No: PT-25/2019
5	Instrument Details	:	Calibration Date: 04.09.2026 Calibration Due Date: 03.09.2027
6	Discipline	:	Chemical
7	Group	:	Atmospheric Pollution
8	Sample Type	:	Stack Monitoring **(2nd Fort Night)**
9	Month of Sampling	:	**OCTOBER-2026**
10	Date of Sample Received	:	-
11	Date of Sample Analysis	:	-
12	Date Sample Analysis Completion	:	-
13	Report Issued Date	:	**03.11.2026**
14	Report Number	:	-

RESULTS

Sl. No	Stack Attached to	Date of Sample Collected	Sample Code	Ambient Temperature °C	Gas flow rate at NTP Nm3/hr	KSPCB Std
Chimneys attached to Bag Filter (De dusting Units)						
2X500 TSP Sponge Iron Kiln 5 & 6						
1	Coal Primary Screen	SHUTDOWN	-	-	-	
2	Coal Stock House-1 & 2	SHUTDOWN	-	-	-	-
3	Dolochar Storage Bin -1 & 2	SHUTDOWN	-	-	-	-
4	Coal Injection (Kiln Inlet)	SHUTDOWN	-	-	-	-
5	Fine Coal Injection (Kiln outlet)	SHUTDOWN	-	-	-	-

Parameter	Protocol
Gas flow Discharge rate at NTP	IS 11255 Part 3: 2008 (RA : 2018)

INFERENCE:

****End of the Report****

Reviewed & Authorized Signatory

R.M. Bengeri

Mrs. Radha M Bengeri
Technical Manager

Note:
1. All results pertain to the sample received and tested only.
2. Samples are Retained for 15 days after issue of test reports.
3. (*) Details as Furnished by Customer.
4. Total BDL - Below Detectable Limit, DL - Detection Limit.
5. This report is not to be reproduced either wholly or in part and cannot be used as an evidence in the court of Law and should not be used in any advertising media without written approval of the laboratory. Subjected to Hubli Jurisdiction.

SHRI KRISHNA AQUA ENGINEERING WORKS

H NO 3 & 4, LIMBUWALA BUILDING, PRAGATI COLONY,
1ST CROSS VIDYANAGAR, HUBLI DHARWAD KARNATAKA INDIA
Tel 0836-2375678, Mobile +91 94480 51534 +91 94800 28018,
E-mail - radhabengeri@gmail.com, shrikrishnaaqua@gmail.com

TC-17231

ANNEXURE-47
Format No: SKAEW/7.8/RF/C/02

NOISE LEVEL MONITORING REPORT

Name of the Industry	:	BMM Ispat Ltd., Danapur, Hosapete Taluk, Vijayanagara District.
Customer Reference	:	WORKORDER NO.. 4500005206 Dated 05.06.2026
Sample collected by	:	Shri Krishna Aqua Engineering Works
Discipline	:	Chemical
Group	:	Atmospheric Pollution
Sample Type	:	Noise Level Monitoring
Particulars of Sample Collected	:	Sound Level Meter
Instrument Details	:	Make : Kusam Meco , Model: KM929MK1 Date of Calibration: 16.03.2026 Calibration Due Date:15.03.2027
Month	:	**OCTOBER-2026**
Report Issue Date	:	**03.11.2026**
Method Adopted	:	IS 9989-1981 Reaffirmed 2023
Report No	:	**ULR-TC172312600000069**

Sl. No	Location	Date of Sample Collected	Sample Code	Noise Level dB (A)		
				Day Time		Standard
				Min	Max	
1	Main Gate	07.10.2026	542	48.9	52.9	**75**
2	Blast Furnace Blower House Entrance	01.10.2026	297	69.1	72.6	75
3	Blast Furnace 7th Gate	05.10.2026	328	44.1	47.9	**75**
4	Gunda Railway Station	09.10.2026	382	50.1	54.3	**75**
5	Railway Siding	08.10.2026	371	63.0	67.1	**75**
6	SMS-Vibro Feeders	05.10.2026	328	68.2	72.6	**75**
7	Bricks Plant	08.10.2026	372	49.1	52.6	**75**
8	Kempuhalla (Wagon Tippler)	07.10.2026	359	60.0	63.9	**75**
9	Danapura Bridge	09.10.2026	383	65.1	69.0	**75**
10	2nd Gate	09.10.2026	384	46.0	49.8	**75**
11	MBM-Scale pit	06.10.2026	344	64.2	67.4	**75**
12	Dispatch (Truck Parking Area)	06.10.2026	345	66.0	69.0	**75**
13	Blast Furnace Stock House	03.10.2026	309	66.2	70.5	**75**
14	Blast Furnace Cost House	03.10.2026	310	57.0	61.0	**75**
15	Blast Furnace Gas Cleaning Plant	01.10.2026	298	64.8	73.2	**75**

Note: Each Location above the Noise Level taken Readings 15 Minutes.

INFERENCE	**As per CPCB Standards,** **Report Status: - Measured Values for the above parameters are within the limit.**

****End of the Report****

Reviewed & Authorized Signatory

R.M. Bengeri

Mrs. Radha M Bengeri
Technical Manger

Note:

1. All results pertain to the sample received and tested only.
2. Samples are Retained for 15 days after issue of test reports.
3. (*) Details as Furnished by Customer.
4. Total BDL - Below Detectable Limit, DL - Detection Limit.
5. This report is not to be reproduced either wholly or in part and cannot be used as an evidence in the court of Law and should not be used in any advertising media without written approval of the laboratory. Subjected to Hubli Jurisdiction.

FIRST FORT NIGHT INSIDE PLANT NOISE MONTORING











FIRST FORT NIGHT INSIDE PLANT NOISE MONITORING











FIRST FORT NIGHT INSIDE PLANT NOISE MONITORING











SHRI KRISHNA AQUA ENGINEERING WORKS

H NO 3 & 4, LIMBUWALA BUILDING, PRAGATI COLONY,
1ST CROSS VIDYANAGAR, HUBLI DHARWAD KARNATAKA INDIA
Tel 0836-2375678 Mobile +91 94480 51534 +91 94800 28018
E-mail - radhabengeri@gmail.com, shrikrishnaaqua@gmail.com

TC-17231

ANNEXURE-48
Format No: SKAEW/7.8/RF/C/02

NOISE LEVEL MONITORING REPORT

Name of the Industry	:	BMM Ispat Ltd., Danapur, Hosapete Taluk, Vijayanagara District.
Customer Reference	:	WORKORDER NO.. 4500005206 Dated 05.06.2026
Sample collected by	:	Shri Krishna Aqua Engineering Works
Discipline	:	Chemical
Group	:	Atmospheric Pollution
Sample Type	:	Noise Level Monitoring
Particulars of Sample Collected	:	Sound Level Meter
Instrument Details	:	Make : Kusam Meco , Model: KM929MK1 Date of Calibration: 16.03.2026 Calibration Due Date:15.03.2027
Month	:	**OCTOBER-2026**
Report Issue Date	:	**03.11.2026**
Method Adopted	:	IS 9989-1981 Reaffirmed 2023
Report No	:	**ULR-TC172312600000102**

Sl. No	Location	Date of Sample Collected	Sample Code	Noise Level dB (A)		
				Day Time		Standard
				Min	Max	
1	Main Gate	23.10.2026	486	49.0	52.6	75
2	Blast Furnace Blower House Entrance	16.10.2026	418	69.0	73.2	75
3	Blast Furnace 7th Gate	17.10.2026	419	44.0	47.9	75
4	Gunda Railway Station	24.10.2026	515	50.0	53.6	75
5	Railway Siding	22.10.2026	475	63.0	66.3	75
6	SMS-Vibro Feeders	19.10.2026	440	68.4	72.4	75
7	Bricks Plant	22.10.2026	474	49.2	52.6	75
8	Kempuhalla (Wagon Tippler)	23.10.2026	487	60.1	63.8	75
9	Danapura Bridge	24.10.2026	516	65.2	68.9	75
10	2nd Gate	24.10.2026	517	45.9	49.8	75
11	MBM-Scale pit	21.10.2026	460	64.1	66.9	75
12	Dispatch (Truck Parking Area)	21.10.2026	461	65.9	69.3	75
13	Blast Furnace Stock House	19.10.2026	441	66.0	69.8	75
14	Blast Furnace Cost House	17.10.2026	420	57.1	61.4	75
15	Blast Furnace Gas Cleaning Plant	16.10.2026	442	66.4	72.6	75

Note: Each Location above the Noise Level taken Readings 15 Minutes.

INFERENCE	**As per CPCB Standards,** **Report Status: - Measured Values for the above parameters are within the limit.**

****End of the Report****

Reviewed & Authorized Signatory

R.M. Bengeri

Mrs. Radha M Bengeri
Technical Manger

Note:
1. All results pertain to the sample received and tested only.
2. Samples are Retained for 15 days after issue of test reports.
3. (*) Details as Furnished by Customer.
4. Total BDL - Below Detectable Limit, DL - Detection Limit.
5. This report is not to be reproduced either wholly or in part and cannot be used as an evidence in the court of Law and should not be used in any advertising media without written approval of the laboratory. Subjected to Hubli Jurisdiction.

SECOND FORT NIGHT INSIDE PLANT NOISE MONITORING











SECOND FORT NIGHT INSIDE PLANT NOISE MONTORING











SECOND FORT NGHT INSIDE PLANT NOISE MONTORING











SHRI KRISHNA AQUA ENGINEERING WORKS

H NO 3 & 4 LIMBUWALA BUILDING, PRAGATI COLONY,
1ST CROSS VIDYANAGAR, HUBLI DHARWAD KARNATAKA INDIA
Tel 0836-2375678, Mobile +91 94480 51534 +91 94800 28018,
E-mail - radhabengeri@gmail.com, shrikrishnaaqua@gmail.com

TC-17231

ANNEXURE-49
Format No: SKAEW/7.8/RF/C/02

AMBIENT NOISE LEVEL MONITORING REPORT

Name of the Industry	:	BMM Ispat Ltd., Danapur, Hosapete Taluk, Vijayanagara District.
Customer Reference	:	WORKORDER NO.. 4500005206 Dated 05.06.2026
Sample collected by	:	Shri Krishna Aqua Engineering Works
Discipline	:	Chemical
Group	:	Atmospheric Pollution
Sample Type	:	Noise Level Monitoring
Particulars of Sample Collected	:	Sound Level Meter
Instrument Details	:	Make : Kusam Meco , Model: KM929MK1 Date of Calibration: 16.03.2026 Calibration Due Date:15.03.2027
Month	:	**OCTOBER-2026**
Report Issue Date	:	**03.11.2026**
Method Adopted	:	IS 9989-1981 Reaffirmed 2023
Report No	:	**ULR-TC172312600000070**

Sl. No	Location	Date of Sample Collected	Sample Code	Noise Level dB (A)							
				Day Time			Standard	Night Time			Standard
				Min	Max	Avg		Min	Max	Avg	
1	Danapur Village	01.10.2026	299	49.0	52.8	50.12	55	37.6	42.6	40.38	45
2	Mariyammana Halli	05.10.2026	330	49.2	54.2	53.76		38.2	43.8	40.76	
3	Hanumana Halli	03.10.2026	311	48.6	53.9	52.36		38.6	44.0	42.12	
4	Galemmanagudi	06.10.2026	312	45.0	52.2	50.48		39.2	43.6	42.88	
5	G. Nagalapura Village	07.10.2026	346	43.8	49.3	48.12		37.6	40.2	39.66	
6	Gunda Tanda Village	08.10.2026	365	45.6	58.0	53.78		39.4	42.8	40.12	

INFERENCE	**As per CPCB Standards,** **Report Status: - Measured Values for the above parameters are within the limit.**

****End of the Report****

NOISE: (AMBIENT STANDARDS)

Area code	Category of Area	Limit in dB(A) Leq	
		Day Time	Night Time
A	Industrial Area	75	70
B	Commercial Area	65	55
C	Residential Area	55	45
D	Silence Area	50	40

Reviewed & Authorized Signatory

R.M. Bengeri

Mrs. Radha M Bengeri
Technical Manger

Note:
1. All results pertain to the sample received and tested only.
2. Samples are Retained for 15 days after issue of test reports.
3. (*) Details as Furnished by Customer.
4. Total BDL - Below Detectable Limit, DL - Detection Limit.
5. This report is not to be reproduced either wholly or in part and cannot be used as an evidence in the court of Law and should not be used in any advertising media without written approval of the laboratory. Subjected to Hubli Jurisdiction.

10)AMBIENT NOISE MONTORING







AMBIENT NOISE MONITORING







SHRI KRISHNA AQUA ENGINEERING WORKS
H.NO. 3 & 4, LIMBUWALA BUILDING, PRAGATI COLONY,
1ST CROSS, VIDYANAGAR, HUBLI, DHARWAD, KARNATAKA, INDIA
Tel. 0836-2375678, Mobile +91 94480 51534 +91 94800 28018,
E-mail - radhabengeri@gmail.com, shrikrishnaaqua@gmail.com

TC-17231

ANNEXURE-50
Format No: SKAEW/7.8/RF/C/09

Analysis Report of Water Quality Data

1	Name of the Industry	:	BMM Ispat Ltd., Danapur, Hosapete Taluk, Vijayanagara District.
2	Customer Reference	:	WORKORDER NO.. 4500005206 Dated 05.06.2026
3	Sample collected by	:	Shri Krishna Aqua Engineering Works
4	Particulars of sample collected	:	Grab Sampling
5	Discipline	:	Chemical
6	Group	:	Water
7	Sample Type	:	Ground Water
8	Sample Code	:	**488**
9	Date of Sampling	:	23.10.2026
10	Sample Received	:	24.10.2026
11	Date of Analysis	:	24.10.2026
12	Date of Analysis Completion	:	31.10.2026
13	Report Issue Date	:	**03.11.2026**
14	Report Number	:	**ULR-TC172312600000111**

Results

Sl. No.	Parameters	Protocol	Unit	Danapur Village (GW1)	Standards as per IS: 10500:2012	
					Acceptable Limits	Permissible Limit in the Absence of Alternate Source
1.	pH	IS 3025 Part 11: 2022	-	7.24	6.5 to 8.5	NR
2.	Conductivity	IS 3025 Part 14: 2013(RA : 2023)	µS/cm	1630	-	-
3.	Total Dissolved Solids	IS 3025 Part 16: 2023	mg/L	852	500max	2000 max
4.	Turbidity (NTU)	IS 3025 Part 10: 2023	NTU	1	1 max	5max
5.	Total Suspended Solids	IS 3025 Part 15: 2023	mg/L	7.16	-	-
6.	Sulphate as SO_4	IS 3025 Part 24 Sec 1: 2022	mg/L	203.33	200max	400max
7.	Phosphorusas P	IS 3025 Part 31 Sec 1: 2022	mg/L	0.18	-	-
8.	Sodium as Na	IS 3025 Part 45: 2024	mg/L	163.33	-	-
9.	Potassium as K	IS 3025 Part 45: 2024	mg/L	6.58	-	-
10.	Calcium as Ca	IS 3025 Part 40: 2024	mg/L	89.65	75max	200max
11.	Magnesium as Mg	IS 3025 Part 46: 2023	mg/L	54.46	30max	100max
12.	Total Hardness as $CaCO_3$	IS 3025 Part 21: 2009	mg/L	448.25	200max	600max
13.	Chloride as Cl	IS 3025 Part 32: 2025	mg/L	200.51	250max	1000 max
14.	Fluoride as F	APHA 24th Edition 4500-F-B, D: 2024	mg/L	0.85	1 max	1.5 max
15.	Nitrate as NO3-N	IS 3025 Part 34 Sec 1: 2023	mg/L	3.15	45max	NR

Note:
1. All results pertain to the sample received and tested only.
2. Samples are Retained for 15 days after issue of test reports.
3. (*) Details as Furnished by Customer.
4. Total BDL - Below Detectable Limit, DL - Detection Limit.
5. This report is not to be reproduced either wholly or in part and cannot be used as an evidence in the court of Law and should not be used in any advertising media without written approval of the laboratory. Subjected to Hubli Jurisdiction.

SHRI KRISHNA AQUA ENGINEERING WORKS

H NO 3 & 4, LIMBUWALA BUILDING, PRAGATI COLONY,
1ST CROSS, VIDYANAGAR, HUBLI DHARWAD, KARNATAKA INDIA
Tel : 0836-2375678, Mobile : +91 94480 51534, +91 94800 28018,
E-mail : radhabengeri@gmail.com, shrikrishnaaqua@gmail.com

TC-17231

ANNEXURE-50

16.	Total Alkalinity as CaCO3	IS 3025 Part 23: 2023	mg/L	**442**	200max	600max
17.	Acidity as $CaCO_3$	IS 3025 Part 22: 2024	mg/L	**36**	-	-
18.	Total Iron as Fe	IS 3025 Part 53: 2024	mg/L	**0.69**	0.30max	NR
19.	Chromium as Cr	IS 3025 Part 52: 2003(RA : 2023)	mg/L	**0.03**	0.05 max	NR
20.	Colour	IS 3025 Part 4: 2021	Hazen	**1**	5max	15max

Note: GW1: Danapur Village. **NR**-No relaxation.

INFERENCE	**As per Standards IS: 10500:2012** **Report Status: - Measured Values for the above parameters are within the limits.**

****End of the Report****

Reviewed & Authorized Signatory

R.M. Bengeri

Mrs. Radha M Bengeri
Technical Manger

Note:

1. All results pertain to the sample received and tested only.
2. Samples are Retained for 15 days after issue of test reports.
3. (*) Details as Furnished by Customer.
4. Total BDL - Below Detectable Limit, DL - Detection Limit.
5. This report is not to be reproduced either wholly or in part and cannot be used as an evidence in the court of Law and should not be used in any advertising media without written approval of the laboratory. Subjected to Hubli Jurisdiction.

SHRI KRISHNA AQUA ENGINEERING WORKS

H NO 3 & 4 LIMBUWALA BUILDING PRAGATI COLONY
1ST CROSS VIDYANAGAR HUBLI DHARWAD KARNATAKA INDIA
Tel 0836-2375678 Mobile +91 94480 51534 +91 94800 28018
E-mail - radhabengeri@gmail.com shrikrishnaaqua@gmail.com

ANNEXURE-50
Format No: SKAEW/7.8/RF/C/09

Analysis Report of Water Quality Data

1	Name of the Industry	:	BMM Ispat Ltd., Danapur, Hosapete Taluk, Vijayanagara District.
2	Customer Reference	:	WORKORDER NO.. 4500005206 DATED 05.06.2026
3	Sample collected by	:	Shri Krishna Aqua Engineering Works
4	Particulars of sample collected	:	Grab Sampling
5	Discipline	:	Chemical/Biological
6	Group	:	Water
7	Sample Type	:	Ground Water
8	Sample Code	:	**488**
9	Date of Sampling	:	23.10.2026
10	Sample Received	:	24.10.2026
11	Date of Analysis	:	24.10.2026
12	Date of Analysis Completion	:	31.10.2026
13	Report Issue Date	:	**03.11.2026**
14	Report Number	:	**SKAEW/BMMIL/GW/2026-27/0111**

Results

Sl. No	Parameters	Protocol	Unit	Danapur Village (GW1)	Standards as per IS: 10500:2012	
					Acceptable Limits	Permissible Limit in the Absence of Alternate Source
21	Nickel as Ni	APHA 24th Edition 3111 B : 2023	mg/L	**<0.01**	0.02max	NR
22	Manganese as Mn	APHA 24th Edition 3111 B : 2023	mg/L	**<0.01**	0.10 max	0.30 max
23	Copper as Cu	APHA 24th Edition 3111 B : 2023	mg/L	**<0.01**	0.05 max	1.50 max
24	Zinc as Zn	APHA 24th Edition 3111 B : 2023	mg/L	**<1.0**	5 max	15 max
25	Lead as Pb	APHA 24th Edition 3111 B : 2023	mg/L	**<0.01**	0.01 max	NR
26	Arsenic as As	APHA 24th Edition 3114B : 2023	mg/L	**<0.01**	0.01 max	0.05 max
27	Cadmium as Cd	APHA 24th Edition 3111 B : 2023	mg/L	**<0.001**	0.003 max	NR
28	Total Coli form count	IS : 15185:2016	1 CFU/ 100 ml	**Absent**	Shall not be detectable in any 100ml sample	-
29	*Escherichia coli* count	IS : 15185:2016	1 CFU/ 100 ml	**Absent**	Shall not be detectable in any 100ml sample	-

Note: Ab: Absent, NR: No Relaxation

Reviewed & Authorized Signatory

R.M. Bengeri

Mrs. Radha M Bengeri
Technical Manager

Note:
1. All results pertain to the sample received and tested only.
2. Samples are Retained for 15 days after issue of test reports.
3. (*) Details as Furnished by Customer.
4. Total BDL - Below Detectable Limit, DL - Detection Limit.
5. This report is not to be reproduced either wholly or in part and cannot be used as an evidence in the court of Law and should not be used in any advertising media without written approval of the laboratory. Subjected to Hubli Jurisdiction.

SHRI KRISHNA AQUA ENGINEERING WORKS

H NO 3 & 4, LIMBUWALA BUILDING, PRAGATI COLONY,
1ST CROSS VIDYANAGAR, HUBLI, DHARWAD, KARNATAKA, INDIA
Tel 0836-2375678 Mobile +91 94480 51534 +91 94800 28018,
E-mail - radhabengeri@gmail.com, shrikrishnaaqua@gmail.com

TC-17231

ANNEXURE-51
Format No: SKAEW/7.8/RF/C/09

Analysis Report of Water Quality Data

1	Name of the Industry	:	BMM Ispat Ltd., Danapur, Hosapete Taluk, Vijayanagara District.
2	Customer Reference	:	WORKORDER NO.. 4500005206 Dated 05.06.2026
3	Sample collected by	:	Shri Krishna Aqua Engineering Works
4	Particulars of sample collected	:	Grab Sampling
5	Discipline	:	Chemical
6	Group	:	Water
7	Sample Type	:	Ground Water
8	Sample Code	:	**489**
9	Date of Sampling	:	23.10.2026
10	Sample Received	:	24.10.2026
11	Date of Analysis	:	24.10.2026
12	Date of Analysis Completion	:	31.10.2026
13	Report Issue Date	:	**03.11.2026**
14	Report Number	:	**ULR-TC172312600000112**

Results

Sl. No.	Parameters	Protocol	Unit	Hanumanahalli Village (GW2)	Standards as per IS: 10500:2012	
					Acceptable Limits	Permissible Limit in the Absence of Alternate Source
1.	pH	IS 3025 Part 11: 2022	-	7.24	6.5 to 8.5	NR
2.	Conductivity	IS 3025 Part 14: 2013(RA : 2023)	µS/cm	2753	-	-
3.	Total Dissolved Solids	IS 3025 Part 16: 2023	mg/L	1510	500max	2000 max
4.	Turbidity (NTU)	IS 3025 Part 10: 2023	NTU	1	1 max	5max
5.	Total Suspended Solids	IS 3025 Part 15: 2023	mg/L	BDL(<2.0)	-	-
6.	Sulphate as SO_4	IS 3025 Part 24 Sec 1: 2022	mg/L	190.09	200max	400max
7.	Phosphorusas P	IS 3025 Part 31 Sec 1: 2022	mg/L	0.29	-	-
8.	Sodium as Na	IS 3025 Part 45: 2024	mg/L	335.52	-	-
9.	Potassium as K	IS 3025 Part 45: 2024	mg/L	7.41	-	-
10.	Calcium as Ca	IS 3025 Part 40: 2024	mg/L	151.41	75max	200max
11.	Magnesium as Mg	IS 3025 Part 46: 2023	mg/L	33.98	30max	100max
12.	Total Hardness as $CaCO_3$	IS 3025 Part 21: 2009	mg/L	583	200max	600max
13.	Chloride as Cl	IS 3025 Part 32: 2025	mg/L	358.05	250max	1000 max
14.	Fluoride as F	APHA 24th Edition 4500-F-B, D: 2024	mg/L	0.84	1 max	1.5 max

Note:
1. All results pertain to the sample received and tested only.
2. Samples are Retained for 15 days after issue of test reports.
3. (*) Details as Furnished by Customer.
4. Total BDL - Below Detectable Limit, DL - Detection Limit.
5. This report is not to be reproduced either wholly or in part and cannot be used as an evidence in the court of Law and should not be used in any advertising media without written approval of the laboratory. Subjected to Hubli Jurisdiction.

SHRI KRISHNA AQUA ENGINEERING WORKS

H NO 3 & 4, LIMBUWALA BUILDING, PRAGATI COLONY,
1ST CROSS VIDYANAGAR, HUBLI DHARWAD, KARNATAKA INDIA
Tel 0836-2375678 Mobile +91 94480 51534 +91 94800 28018
E-mail radhabengeri@gmail.com, shrikrishnaaqua@gmail.com

TC-17231

ANNEXURE-51

15.	Nitrate as NO3-N	IS 3025 Part 34 Sec 1: 2023	mg/L	3.66	45max	NR
16.	Total Alkalinity as CaCO3	IS 3025 Part 23: 2023	mg/L	460.0	200max	600max
17.	Acidity as $CaCO_3$	IS 3025 Part 22: 2024	mg/L	52	-	-
18.	Total Iron as Fe	IS 3025 Part 53: 2024	mg/L	0.85	0.30max	NR
19.	Chromium as Cr	IS 3025 Part 52: 2003(RA : 2023)	mg/L	0.01	0.05 max	NR
20.	Colour	IS 3025 Part 4: 2021	Hazen	1	5max	15max

Note: GW2: Hanumanahalli Village. **NR-**No relaxation.

INFERENCE	**As per Standards IS: 10500:2012** **Report Status: - Measured Values for the above parameters are within the limit.**

****End of the Report****

Reviewed & Authorized Signatory

R.M. Bengeri

Mrs. Radha M Bengeri
Technical Manger

Note:

1. All results pertain to the sample received and tested only.
2. Samples are Retained for 15 days after issue of test reports.
3. (*) Details as Furnished by Customer.
4. Total BDL - Below Detectable Limit, DL - Detection Limit.
5. This report is not to be reproduced either wholly or in part and cannot be used as an evidence in the court of Law and should not be used in any advertising media without written approval of the laboratory. Subjected to Hubli Jurisdiction.

SHRI KRISHNA AQUA ENGINEERING WORKS

H NO 3 & 4 LIMBUWALA BUILDING PRAGATI COLONY
1ST CROSS VIDYANAGAR HUBLI DHARWAD KARNATAKA INDIA
Tel 0836-2375678 Mobile +91 94480 51534, +91 94800 28018
E-mail : radhabengeri@gmail.com shrikrishnaaqua@gmail.com

ANNEXURE-51
Format No: SKAEW/7.8/RF/C/09

Analysis Report of Water Quality Data

1	Name of the Industry	:	BMM Ispat Ltd., Danapur, Hosapete Taluk, Vijayanagara District.
2	Customer Reference	:	WORKORDER NO.. 4500005206 DATED 05.06.2026
3	Sample collected by	:	Shri Krishna Aqua Engineering Works
4	Particulars of sample collected	:	Grab Sampling
5	Discipline	:	Chemical/Biological
6	Group	:	Water
7	Sample Type	:	Ground Water
8	Sample Code	:	**489**
9	Date of Sampling	:	23.10.2026
10	Sample Received	:	24.10.2026
11	Date of Analysis	:	24.10.2026
12	Date of Analysis Completion	:	31.10.2026
13	Report Issue Date	:	**03.11.2026**
14	Report Number	:	**SKAEW/BMMIL/GW/2026-27/0112**

Results

Sl. No	Parameters	Protocol	Unit	Hanumana halli Village (GW2)	Standards as per IS: 10500:2012	
					Acceptable Limits	Permissible Limit in the Absence of Alternate Source
21	Nickel as Ni	APHA 24th Edition 3111 B : 2023	mg/L	**<0.01**	0.02max	NR
22	Manganese as Mn	APHA 24th Edition 3111 B : 2023	mg/L	**<0.01**	0.10 max	0.30 max
23	Copper as Cu	APHA 24th Edition 3111 B : 2023	mg/L	**<0.01**	0.05 max	1.50 max
24	Zinc as Zn	APHA 24th Edition 3111 B : 2023	mg/L	**<1.0**	5 max	15 max
25	Lead as Pb	APHA 24th Edition 3111 B : 2023	mg/L	**<0.01**	0.01 max	NR
26	Arsenic as As	APHA 24th Edition 3114B : 2023	mg/L	**<0.01**	0.01 max	0.05 max
27	Cadmium as Cd	APHA 24th Edition 3111 B : 2023	mg/L	**<0.001**	0.003 max	NR
28	Total Coli form count	IS : 15185:2016	1 CFU/ 100 ml	**Absent**	Shall not be detectable in any 100ml sample	-
29	*Escherichia coli* count	IS : 15185:2016	1 CFU/ 100 ml	**Absent**	Shall not be detectable in any 100ml sample	-

Note: Ab: Absent, NR: No Relaxation

Reviewed & Authorized Signatory

R.M. Bengeri

Mrs. Radha M Bengeri
Technical Manager

Note:
1. All results pertain to the sample received and tested only.
2. Samples are Retained for 15 days after issue of test reports.
3. (*) Details as Furnished by Customer.
4. Total BDL - Below Detectable Limit, DL - Detection Limit.
5. This report is not to be reproduced either wholly or in part and cannot be used as an evidence in the court of Law and should not be used in any advertising media without written approval of the laboratory. Subjected to Hubli Jurisdiction.

SHRI KRISHNA AQUA ENGINEERING WORKS
H NO 3 & 4 LIMBUWALA BUILDING PRAGATI COLONY
1ST CROSS VIDYANAGAR, HUBLI DHARWAD KARNATAKA INDIA
Tel 0836-2375678 Mobile +91 94480 51534 +91 94800 28018
E-mail - radhabengeri@gmail.com, shrikrishnaaqua@gmail.com

TC-17231

ANNEXURE-52
Format No: SKAEW/7.8/RF/C/08

Analysis Report of Water Quality Data

1	Name of the Industry	:	BMM Ispat Ltd., Danapur, Hosapete Taluk, Vijayanagara District.
2	Customer Reference	:	WORKORDER NO.. 4500005206 Dated 05.06.2026
3	Sample collected by	:	Shri Krishna Aqua Engineering Works
4	Particulars of sample collected	:	Grab Sampling
5	Discipline	:	Chemical
6	Group	:	Water
7	Sample Type	:	Ground Water
8	Sample Code	:	**490**
9	Date of Sampling	:	23.10.2026
10	Sample Received	:	24.10.2026
11	Date of Analysis	:	24.10.2026
12	Date of Analysis Completion	:	31.10.2026
13	Report Issue Date	:	**03.11.2026**
14	Report Number	:	**ULR-TC172312600000113**

Results

Sl. No.	Parameters	Protocol	Unit	Galemman agudi Village (GW3)	Standards as per IS: 10500:2012	
					Acceptable Limits	Permissible Limit in the Absence of Alternate Source
1.	pH	IS 3025 Part 11: 2022	-	7.44	6.5 to 8.5	NR
2.	Conductivity	IS 3025 Part 14: 2013(RA : 2023)	µS/cm	1870	-	-
3.	Total Dissolved Solids	IS 3025 Part 16: 2023	mg/L	840	500max	2000 max
4.	Turbidity (NTU)	IS 3025 Part 10: 2023	NTU	1	1 max	5max
5.	Total Suspended Solids	IS 3025 Part 15: 2023	mg/L	10.22	-	-
6.	Sulphate as SO_4	IS 3025 Part 24 Sec 1: 2022	mg/L	155.25	200max	400max
7.	Phosphorusas P	IS 3025 Part 31 Sec 1: 2022	mg/L	0.22	-	-
8.	Sodium as Na	IS 3025 Part 45: 2024	mg/L	36.0	-	-
9.	Potassium as K	IS 3025 Part 45: 2024	mg/L	6.65	-	-
10.	Calcium as Ca	IS 3025 Part 40: 2024	mg/L	102.85	75max	200max
11.	Magnesium as Mg	IS 3025 Part 46: 2023	mg/L	62.48	30max	100max
12.	Total Hardness as $CaCO_3$	IS 3025 Part 21: 2009	mg/L	514.25	200max	600max
13.	Chloride as Cl	IS 3025 Part 32: 2025	mg/L	465.46	250max	1000 max
14.	Fluoride as F	APHA 24th Edition 4500-F-B, D: 2024	mg/L	0.52	1 max	1.5 max

Note:
1. All results pertain to the sample received and tested only.
2. Samples are Retained for 15 days after issue of test reports.
3. (*) Details as Furnished by Customer.
4. Total BDL - Below Detectable Limit, DL - Detection Limit.
5. This report is not to be reproduced either wholly or in part and cannot be used as an evidence in the court of Law and should not be used in any advertising media without written approval of the laboratory. Subjected to Hubli Jurisdiction.

SHRI KRISHNA AQUA ENGINEERING WORKS

H NO 3 & 4 LIMBUWALA BUILDING, PRAGATI COLONY,
1ST CROSS, VIDYANAGAR, HUBLI, DHARWAD, KARNATAKA, INDIA.
Tel 0836-2375678, Mobile +91 94480 51534 +91 94800 28018,
E-mail - radhabengeri@gmail.com, shrikrishnaaqua@gmail.com

TC-17231

ANNEXURE-52

15.	Nitrate as NO3-N	IS 3025 Part 34 Sec 1: 2023	mg/L	**2.93**	45max	NR
16.	Total Alkalinity as CaCO3	IS 3025 Part 23: 2023	mg/L	**460**	200max	600max
17.	Acidity as $CaCO_3$	IS 3025 Part 22: 2024	mg/L	**40**	-	-
18.	Total Iron as Fe	IS 3025 Part 53: 2024	mg/L	**BDL(<0.1)**	0.30max	NR
19.	Chromium as Cr	IS 3025 Part 52: 2003(RA : 2023)	mg/L	**BDL(<0.01)**	0.05 max	NR
20.	Colour	IS 3025 Part 4: 2021	Hazen	**1**	5max	15max

Note: GW3: Galemmanagudi Village. **NR-**No relaxation.

INFERENCE	**As per Standards IS: 10500:2012** **Report Status: - Measured Values for the above parameters are within the limits.**

****End of the Report****

Reviewed & Authorized Signatory

R.M. Bengeri

Mrs. Radha M Bengeri
Technical Manger

Note:

1. All results pertain to the sample received and tested only.
2. Samples are Retained for 15 days after issue of test reports.
3. (*) Details as Furnished by Customer.
4. Total BDL - Below Detectable Limit, DL - Detection Limit.
5. This report is not to be reproduced either wholly or in part and cannot be used as an evidence in the court of Law and should not be used in any advertising media without written approval of the laboratory. Subjected to Hubli Jurisdiction.

SHRI KRISHNA AQUA ENGINEERING WORKS

H NO 3 & 4 LIMBUWALA BUILDING PRAGATI COLONY
1 CROSS VIDYANAGAR HUBLI DHARWAD KARNATAKA INDIA
Tel 0836-2375678 Mobile +91 94480 51534 +91 94800 28018
E-mail - radhabengeri@gmail.com shrikrishnaaqua@gmail.com

ANNEXURE-52
Format No: SKAEW/7.8/RF/C/09

Analysis Report of Water Quality Data

1	Name of the Industry	:	BMM Ispat Ltd., Danapur, Hosapete Taluk, Vijayanagara District.
2	Customer Reference	:	WORKORDER NO.. 4500005206 DATED 05.06.2026
3	Sample collected by	:	Shri Krishna Aqua Engineering Works
4	Particulars of sample collected	:	Grab Sampling
5	Discipline	:	Chemical/Biological
6	Group	:	Pollution & Environment
7	Sample Type	:	Ground Water
8	Sample Code	:	**490**
9	Date of Sampling	:	23.10.2026
10	Sample Received	:	24.10.2026
11	Date of Analysis	:	24.10.2026
12	Date of Analysis Completion	:	31.10.2026
13	Report Issue Date	:	**03.11.2026**
14	Report Number	:	**SKAEW/BMMIL/GW/2026-27/0113**

Results

Sl. No	Parameters	Protocol	Unit	Galemmana Gudi Village (GW3)	Standards as per IS: 10500:2012	
					Acceptable Limits	Permissible Limit in the Absence of Alternate Source
21	Nickel as Ni	APHA 24th Edition 3111 B : 2023	mg/L	**<0.01**	0.02max	NR
22	Manganese as Mn	APHA 24th Edition 3111 B : 2023	mg/L	**<0.01**	0.10 max	0.30 max
23	Copper as Cu	APHA 24th Edition 3111 B : 2023	mg/L	**<0.01**	0.05 max	1.50 max
24	Zinc as Zn	APHA 24th Edition 3111 B : 2023	mg/L	**<1.0**	5 max	15 max
25	Lead as Pb	APHA 24th Edition 3111 B : 2023	mg/L	**<0.01**	0.01 max	NR
26	Arsenic as As	APHA 24th Edition 3114B : 2023	mg/L	**<0.01**	0.01 max	0.05 max
27	Cadmium as Cd	APHA 24th Edition 3111 B : 2023	mg/L	**<0.001**	0.003 max	NR
28	Total Coli form count	IS : 15185:2016	1 CFU/ 100 ml	**Absent**	Shall not be detectable in any 100ml sample	-
29	*Escherichia coli* count	IS : 15185:2016	1 CFU/ 100 ml	**Absent**	Shall not be detectable in any 100ml sample	-

Note: Ab: Absent, NR: No Relaxation

Reviewed & Authorized Signatory

R.M. Bengeri

Mrs. Radha M Bengeri
Technical Manager

Note:
1. All results pertain to the sample received and tested only.
2. Samples are Retained for 15 days after issue of test reports.
3. (*) Details as Furnished by Customer.
4. Total BDL - Below Detectable Limit, DL - Detection Limit.
5. This report is not to be reproduced either wholly or in part and cannot be used as an evidence in the court of Law and should not be used in any advertising media without written approval of the laboratory. Subjected to Hubli Jurisdiction.

SHRI KRISHNA AQUA ENGINEERING WORKS

H NO 3 & 4, LIMBUWALA BUILDING, PRAGATI COLONY,
1ST CROSS, VIDYANAGAR, HUBLI, DHARWAD, KARNATAKA, INDIA
Tel: 0836-2375678, Mobile: +91 94480 51534, +91 94800 28018,
E-mail: radhabengeri@gmail.com, shrikrishnaaqua@gmail.com

TC-17231

ANNEXURE-53
Format No: SKAEW/7.8/RF/C/08

Analysis Report of Water Quality Data

1	Name of the Industry	:	BMM Ispat Ltd., Danapur, Hosapete Taluk, Vijayanagara District.
2	Customer Reference	:	WORKORDER NO.. 4500005206 Dated 05.06.2026
3	Sample collected by	:	Shri Krishna Aqua Engineering Works
4	Particulars of sample collected	:	Grab Sampling
5	Discipline	:	Chemical
6	Group	:	Water
7	Sample Type	:	Ground Water
8	Sample Code	:	**491**
9	Date of Sampling	:	23.10.2026
10	Sample Received	:	24.10.2026
11	Date of Analysis	:	24.10.2026
12	Date of Analysis Completion	:	31.10.2026
13	Report Issue Date	:	**03.11.2026**
14	Report Number	:	**ULR-TC172312600000114**

Results

Sl. No.	Parameters	Protocol	Unit	Mariyammana Halli Village (GW4)	Standards as per IS: 10500:2012	
					Acceptable Limits	Permissible Limit in the Absence of Alternate Source
1.	pH	IS 3025 Part 11: 2022	-	7.66	6.5 to 8.5	NR
2.	Conductivity	IS 3025 Part 14: 2013(RA : 2023)	µS/cm	1740	-	-
3.	Total Dissolved Solids	IS 3025 Part 16: 2023	mg/L	957	500max	2000 max
4.	Turbidity (NTU)	IS 3025 Part 10: 2023	NTU	1	1 max	5max
5.	Total Suspended Solids	IS 3025 Part 15: 2023	mg/L	BDL(<2.0)	-	-
6.	Sulphate as SO_4	IS 3025 Part 24 Sec 1: 2022	mg/L	112.25	200max	400max
7.	Phosphorusas P	IS 3025 Part 31 Sec 1: 2022	mg/L	0.24	-	-
8.	Sodium as Na	IS 3025 Part 45: 2024	mg/L	34.56	-	-
9.	Potassium as K	IS 3025 Part 45: 2024	mg/L	7.47	-	-
10.	Calcium as Ca	IS 3025 Part 40: 2024	mg/L	95.7	75max	200max
11.	Magnesium as Mg	IS 3025 Part 46: 2023	mg/L	58.14	30max	100max
12.	Total Hardness as $CaCO_3$	IS 3025 Part 21: 2009	mg/L	478.50	200max	600max
13.	Chloride as Cl	IS 3025 Part 32: 2025	mg/L	200.51	250max	1000 max
14.	Fluoride as F	APHA 24th Edition 4500-F-B, D: 2024	mg/L	0.71	1 max	1.5 max

Note:
1. All results pertain to the sample received and tested only.
2. Samples are Retained for 15 days after issue of test reports.
3. (*) Details as Furnished by Customer.
4. Total BDL - Below Detectable Limit, DL - Detection Limit.
5. This report is not to be reproduced either wholly or in part and cannot be used as an evidence in the court of Law and should not be used in any advertising media without written approval of the laboratory. Subjected to Hubli Jurisdiction.

SHRI KRISHNA AQUA ENGINEERING WORKS

H NO 3 & 4, LIMBUWALA BUILDING, PRAGATI COLONY,
1ST CROSS, VIDYANAGAR, HUBLI DHARWAD KARNATAKA INDIA
Tel: 0836-2375678, Mobile: +91 94480 51534, +91 94800 28018
E-mail: radhabengeri@gmail.com, shrikrishnaaqua@gmail.com

TC-17231

ANNEXURE53

15.	Nitrate as NO3-N	IS 3025 Part 34 Sec 1: 2023	mg/L	2.96	45max	NR
16.	Total Alkalinity as CaCO3	IS 3025 Part 23: 2023	mg/L	492	200max	600max
17.	Acidity as $CaCO_3$	IS 3025 Part 22: 2024	mg/L	44	-	-
18.	Total Iron as Fe	IS 3025 Part 53: 2024	mg/L	0.77	0.30max	NR
19.	Chromium as Cr	IS 3025 Part 52: 2003(RA : 2023)	mg/L	BDL(<0.01)	0.05 max	NR
20.	Colour	IS 3025 Part 4: 2021	Hazen	1	5max	15max

Note: GW4: Mariyammanahalli Village. **NR-**No relaxation

INFERENCE	**As per Standards IS: 10500:2012** **Report Status: - Measured Values for the above parameters are within the limit.**

****End of the Report****

Reviewed & Authorized Signatory

R.M. Bengeri

Mrs. Radha M Bengeri
Technical Manger

Note:

1. All results pertain to the sample received and tested only.
2. Samples are Retained for 15 days after issue of test reports.
3. (*) Details as Furnished by Customer.
4. Total BDL - Below Detectable Limit, DL - Detection Limit.
5. This report is not to be reproduced either wholly or in part and cannot be used as an evidence in the court of Law and should not be used in any advertising media without written approval of the laboratory. Subjected to Hubli Jurisdiction.

SHRI KRISHNA AQUA ENGINEERING WORKS

H NO 3 & 4 LIMBUWALA BUILDING PRAGATI COLONY,
1ST CROSS, VIDYANAGAR HUBLI, DHARWAD KARNATAKA INDIA
Tel 0836-2375678, Mobile +91 94480 51534, +91 94800 28018,
E-mail - radhabengeri@gmail.com shrikrishnaaqua@gmail.com

ANNEXURE-53
Format No: SKAEW/7.8/RF/C/09

Analysis Report of Water Quality Data

1	Name of the Industry	:	BMM Ispat Ltd., Danapur, Hosapete Taluk, Vijayanagara District.
2	Customer Reference	:	WORKORDER NO.. 4500005206 DATED 05.06.2026
3	Sample collected by	:	Shri Krishna Aqua Engineering Works
4	Particulars of sample collected	:	Grab Sampling
5	Discipline	:	Chemical/Biological
6	Group	:	Water
7	Sample Type	:	Ground Water
8	Sample Code	:	**491**
9	Date of Sampling	:	23.10.2026
10	Sample Received	:	24.10.2026
11	Date of Analysis	:	24.10.2026
12	Date of Analysis Completion	:	31.10.2026
13	Report Issue Date	:	**03.11.2026**
14	Report Number	:	**SKAEW/BMMIL/GW/2026-27/0114**

Results

Sl. No	Parameters	Protocol	Unit	Mariyamman a Halli Village (GW4)	Standards as per IS: 10500:2012	
					Acceptable Limits	Permissible Limit in the Absence of Alternate Source
21	Nickel as Ni	APHA 24th Edition 3111 B : 2023	mg/L	**<0.01**	0.02max	NR
22	Manganese as Mn	APHA 24th Edition 3111 B : 2023	mg/L	**<0.01**	0.10 max	0.30 max
23	Copper as Cu	APHA 24th Edition 3111 B : 2023	mg/L	**<0.01**	0.05 max	1.50 max
24	Zinc as Zn	APHA 24th Edition 3111 B : 2023	mg/L	**<1.0**	5 max	15 max
25	Lead as Pb	APHA 24th Edition 3111 B : 2023	mg/L	**<0.01**	0.01 max	NR
26	Arsenic as As	APHA 24th Edition 3114B : 2023	mg/L	**<0.01**	0.01 max	0.05 max
27	Cadmium as Cd	APHA 24th Edition 3111 B : 2023	mg/L	**<0.001**	0.003 max	NR
28	Total Coli form count	IS : 15185:2016	1 CFU/ 100 ml	**Absent**	Shall not be detectable in any 100ml sample	-
29	*Escherichia coli* count	IS : 15185:2016	1 CFU/ 100 ml	**Absent**	Shall not be detectable in any 100ml sample	-

Note: Ab: Absent, NR: No Relaxation

Reviewed & Authorized Signatory

R.M. Bengeri

Mrs. Radha M Bengeri
Technical Manager

Note:
1. All results pertain to the sample received and tested only.
2. Samples are Retained for 15 days after issue of test reports.
3. (*) Details as Furnished by Customer.
4. Total BDL - Below Detectable Limit, DL - Detection Limit.
5. This report is not to be reproduced either wholly or in part and cannot be used as an evidence in the court of Law and should not be used in any advertising media without written approval of the laboratory. Subjected to Hubli Jurisdiction.

SHRI KRISHNA AQUA ENGINEERING WORKS

H NO 3 & 4 LIMBUWALA BUILDING, PRAGATI COLONY,
1ST CROSS, VIDYANAGAR, HUBLI DHARWAD KARNATAKA INDIA
Tel 0836-2375678, Mobile +91 94480 51534 +91 94800 28018,
E-mail - radhabengeri@gmail.com, shrikrishnaaqua@gmail.com

TC-17231

ANNEXURE-54
Format No: SKAEW/7.8/RF/C/08

Analysis Report of Water Quality Data

1	Name of the Industry	:	BMM Ispat Ltd., Danapur, Hosapete Taluk, Vijayanagara District.
2	Customer Reference	:	WORKORDER NO.. 4500005206 Dated 05.06.2026
3	Sample collected by	:	Shri Krishna Aqua Engineering Works
4	Particulars of sample collected	:	Grab Sampling
5	Discipline	:	Chemical
6	Group	:	Water
7	Sample Type	:	Ground Water
8	Sample Code	:	**492**
9	Date of Sampling	:	23.10.2026
10	Sample Received	:	24.10.2026
11	Date of Analysis	:	24.10.2026
12	Date of Analysis Completion	:	31.10.2026
13	Report Issue Date	:	**03.11.2026**
14	Report Number	:	**ULR-TC172312600000115**

Results

Sl. No.	Parameters	Protocol	Unit	Gunda Thanda (GW5)	Standards as per IS: 10500:2012	
					Acceptable Limits	Permissible Limit in the Absence of Alternate Source
1.	pH	IS 3025 Part 11: 2022	-	7.48	6.5 to 8.5	NR
2.	Conductivity	IS 3025 Part 14: 2013(RA : 2023)	µS/cm	841	-	-
3.	Total Dissolved Solids	IS 3025 Part 16: 2023	mg/L	460	500max	2000 max
4.	Turbidity (NTU)	IS 3025 Part 10: 2023	NTU	1	1 max	5max
5.	Total Suspended Solids	IS 3025 Part 15: 2023	mg/L	BDL(<2.0)	-	-
6.	Sulphate as SO_4	IS 3025 Part 24 Sec 1: 2022	mg/L	62.38	200max	400max
7.	Phosphorusas P	IS 3025 Part 31 Sec 1: 2022	mg/L	0.11	-	-
8.	Sodium as Na	IS 3025 Part 45: 2024	mg/L	68.71	-	-
9.	Potassium as K	IS 3025 Part 45: 2024	mg/L	2.82	-	-
10.	Calcium as Ca	IS 3025 Part 40: 2024	mg/L	46.25	75max	200max
11.	Magnesium as Mg	IS 3025 Part 46: 2023	mg/L	28.10	30max	100max
12.	Total Hardness as $CaCO_3$	IS 3025 Part 21: 2009	mg/L	231.28	200max	600max
13.	Chloride as Cl	IS 3025 Part 32: 2025	mg/L	64.45	250max	1000 max
14.	Fluoride as F	APHA 24th Edition 4500-F-B, D: 2024	mg/L	BDL(<0.1)	1 max	1.5 max

Note:
1. All results pertain to the sample received and tested only.
2. Samples are Retained for 15 days after issue of test reports.
3. (*) Details as Furnished by Customer.
4. Total BDL - Below Detectable Limit, DL - Detection Limit.
5. This report is not to be reproduced either wholly or in part and cannot be used as an evidence in the court of Law and should not be used in any advertising media without written approval of the laboratory. Subjected to Hubli Jurisdiction.

SHRI KRISHNA AQUA ENGINEERING WORKS

H.NO 3 & 4, LIMBUWALA BUILDING, PRAGATI COLONY,
1ST CROSS VIDYANAGAR, HUBLI DHARWAD KARNATAKA INDIA
Tel 0836-2375678, Mobile +91 94480 51534, +91 94800 28018,
E-mail - radhabengeri@gmail.com, shrikrishnaaqua@gmail.com

TC-17231

ANNEXURE-54

15.	Nitrate as NO3-N	IS 3025 Part 34 Sec 1: 2023	mg/L	0.33	45max	NR
16.	Total Alkalinity as CaCO3	IS 3025 Part 23: 2023	mg/L	280	200max	600max
17.	Acidity as $CaCO_3$	IS 3025 Part 22: 2024	mg/L	24	-	-
18.	Total Iron as Fe	IS 3025 Part 53: 2024	mg/L	0.47	0.30max	NR
19.	Chromium as Cr	IS 3025 Part 52: 2003(RA : 2023)	mg/L	BDL (<0.01)	0.05 max	NR
20.	Colour	IS 3025 Part 4: 2021	Hazen	1	5max	15max

Note: GW5: Gunda Thanda. **NR-**No relaxation.

INFERENCE	**As per Standards IS: 10500:2012** **Report Status: - Measured Values for the above parameters are within the limit.**

****End of the Report****

Reviewed & Authorized Signatory

R.M. Bengeri

Mrs. Radha M Bengeri
Technical Manger

Note:

1. All results pertain to the sample received and tested only.
2. Samples are Retained for 15 days after issue of test reports.
3. (*) Details as Furnished by Customer.
4. Total BDL - Below Detectable Limit, DL - Detection Limit.
5. This report is not to be reproduced either wholly or in part and cannot be used as an evidence in the court of Law and should not be used in any advertising media without written approval of the laboratory. Subjected to Hubli Jurisdiction.

SHRI KRISHNA AQUA ENGINEERING WORKS

H NO 3 & 4 LIMBUWALA BUILDING PRAGATI COLONY,
1ST CROSS VIDYANAGAR HUBLI DHARWAD KARNATAKA INDIA
Tel 0836-2375678 Mobile +91 94480 51534, +91 94800 28018,
E-mail - radhabengeri@gmail.com, shrikrishnaaqua@gmail.com

ANNEXURE-54
Format No: SKAEW/7.8/RF/C/09

Analysis Report of Water Quality Data

1	Name of the Industry	:	BMM Ispat Ltd., Danapur, Hosapete Taluk, Vijayanagara District.
2	Customer Reference	:	WORKORDER NO.. 4500005206 DATED 05.06.2026
3	Sample collected by	:	Shri Krishna Aqua Engineering Works
4	Particulars of sample collected	:	Grab Sampling
5	Discipline	:	Chemical/Biological
6	Group	:	Water
7	Sample Type	:	Ground Water
8	Sample Code	:	**492**
9	Date of Sampling	:	23.10.2026
10	Sample Received	:	24.10.2026
11	Date of Analysis	:	24.10.2026
12	Date of Analysis Completion	:	31.10.2026
13	Report Issue Date	:	**03.11.2026**
14	Report Number	:	**SKAEW/BMMIL/GW/2026-27/0115**

Results

Sl. No	Parameters	Protocol	Unit	Gunda Thanda (GW5)	Standards as per IS: 10500:2012	
					Acceptable Limits	Permissible Limit in the Absence of Alternate Source
21	Nickel as Ni	APHA 24th Edition 3111 B : 2023	mg/L	**<0.01**	0.02max	NR
22	Manganese as Mn	APHA 24th Edition 3111 B : 2023	mg/L	**<0.01**	0.10 max	0.30 max
23	Copper as Cu	APHA 24th Edition 3111 B : 2023	mg/L	**<0.01**	0.05 max	1.50 max
24	Zinc as Zn	APHA 24th Edition 3111 B : 2023	mg/L	**<1.0**	5 max	15 max
25	Lead as Pb	APHA 24th Edition 3111 B : 2023	mg/L	**<0.01**	0.01 max	NR
26	Arsenic as As	APHA 24th Edition 3114B : 2023	mg/L	**<0.01**	0.01 max	0.05 max
27	Cadmium as Cd	APHA 24th Edition 3111 B : 2023	mg/L	**<0.001**	0.003 max	NR
28	Total Coli form count	IS : 15185:2016	1 CFU/ 100 ml	**Absent**	Shall not be detectable in any 100ml sample	-
29	*Escherichia coli* count	IS : 15185:2016	1 CFU/ 100 ml	**Absent**	Shall not be detectable in any 100ml sample	-

Note: Ab: Absent, NR: No Relaxation

Reviewed & Authorized Signatory

R.M. Bengeri

Mrs. Radha M Bengeri
Technical Manager

Note:
1. All results pertain to the sample received and tested only.
2. Samples are Retained for 15 days after issue of test reports.
3. (*) Details as Furnished by Customer.
4. Total BDL - Below Detectable Limit, DL - Detection Limit.
5. This report is not to be reproduced either wholly or in part and cannot be used as an evidence in the court of Law and should not be used in any advertising media without written approval of the laboratory. Subjected to Hubli Jurisdiction.

SHRI KRISHNA AQUA ENGINEERING WORKS

H NO 3 & 4, LIMBUWALA BUILDING, PRAGATI COLONY,
1ST CROSS, VIDYANAGAR, HUBLI, DHARWAD, KARNATAKA, INDIA
Tel : 0836-2375678, Mobile : +91 94480 51534, +91 94800 28018,
E-mail : radhabengeri@gmail.com, shrikrishnaaqua@gmail.com

TC-17231

ANNEXURE-55
Format No: SKAEW/7.8/RF/C/08

Analysis Report of Water Quality Data

1	Name of the Industry	:	BMM Ispat Ltd., Danapur, Hosapete Taluk, Vijayanagara District.
2	Customer Reference	:	WORKORDER NO.. 4500005206 Dated 05.06.2026
3	Sample collected by	:	Shri Krishna Aqua Engineering Works
4	Particulars of sample collected	:	Grab Sampling
5	Discipline	:	Chemical
6	Group	:	Water
7	Sample Type	:	Ground Water
8	Sample Code	:	**493**
9	Date of Sampling	:	23.10.2026
10	Sample Received	:	24.10.2026
11	Date of Analysis	:	24.10.2026
12	Date of Analysis Completion	:	31.10.2026
13	Report Issue Date	:	**03.11.2026**
14	Report Number	:	**ULR-TC172312600000116**

Results

Sl. No.	Parameters	Protocol	Unit	G. Nagalapura Village (GW6)	Standards as per IS: 10500:2012	
					Acceptable Limits	Permissible Limit in the Absence of Alternate Source
1.	pH	IS 3025 Part 11: 2022	-	7.22	6.5 to 8.5	NR
2.	Conductivity	IS 3025 Part 14: 2013(RA : 2023)	µS/cm	1340	-	-
3.	Total Dissolved Solids	IS 3025 Part 16: 2023	mg/L	668	500max	2000 max
4.	Turbidity (NTU)	IS 3025 Part 10: 2023	NTU	1	1 max	5max
5.	Total Suspended Solids	IS 3025 Part 15: 2023	mg/L	7.51	-	-
6.	Sulphate as SO_4	IS 3025 Part 24 Sec 1: 2022	mg/L	81.15	200max	400max
7.	Phosphorusas P	IS 3025 Part 31 Sec 1: 2022	mg/L	BDL(<0.1)	-	-
8.	Sodium as Na	IS 3025 Part 45: 2024	mg/L	196.62	-	-
9.	Potassium as K	IS 3025 Part 45: 2024	mg/L	4.55	-	-
10.	Calcium as Ca	IS 3025 Part 40: 2024	mg/L	66.55	75max	200max
11.	Magnesium as Mg	IS 3025 Part 46: 2023	mg/L	40.43	30max	100max
12.	Total Hardness as $CaCO_3$	IS 3025 Part 21: 2009	mg/L	332.75	200max	600max
13.	Chloride as Cl	IS 3025 Part 32: 2025	mg/L	171.86	250max	1000 max
14.	Fluoride as F	APHA 24th Edition 4500-F-B, D: 2024	mg/L	0.31	1 max	1.5 max

Note:

1. All results pertain to the sample received and tested only.
2. Samples are Retained for 15 days after issue of test reports.
3. (*) Details as Furnished by Customer.
4. Total BDL - Below Detectable Limit, DL - Detection Limit.
5. This report is not to be reproduced either wholly or in part and cannot be used as an evidence in the court of Law and should not be used in any advertising media without written approval of the laboratory. Subjected to Hubli Jurisdiction.

SHRI KRISHNA AQUA ENGINEERING WORKS

H NO 3 & 4 LIMBUWALA BUILDING, PRAGATI COLONY,
1ST CROSS VIDYANAGAR, HUBLI DHARWAD KARNATAKA INDIA
Tel 0836-2375678 Mobile +91 94480 51534, +91 94800 28018,
E-mail - radhabengeri@gmail.com, shrikrishnaaqua@gmail.com

TC-17231

ANNEXURE-55

15.	Nitrate as NO3-N	IS 3025 Part 34 Sec 1: 2023	mg/L	2.66	45max	NR
16.	Total Alkalinity as CaCO3	IS 3025 Part 23: 2023	mg/L	220	200max	600max
17.	Acidity as $CaCO_3$	IS 3025 Part 22: 2024	mg/L	48	-	-
18.	Total Iron as Fe	IS 3025 Part 53: 2024	mg/L	0 63	0.30max	NR
19.	Chromium as Cr	IS 3025 Part 52: 2003(RA : 2023)	mg/L	0.01	0.05 max	NR
20.	Colour	IS 3025 Part 4: 2021	Hazen	1	5max	15max

Note: GW6: G NagalapuraVillage. **NR-**No relaxation.

INFERENCE	**As per Standards IS: 10500:2012** **Report Status: - Measured Values for the above parameters are within the limit.**

****End of the Report****

Reviewed & Authorized Signatory

R.H. Bengeri

Mrs. Radha M Bengeri
Technical Manger

Note:

1. All results pertain to the sample received and tested only.
2. Samples are Retained for 15 days after issue of test reports.
3. (*) Details as Furnished by Customer.
4. Total BDL - Below Detectable Limit, DL - Detection Limit.
5. This report is not to be reproduced either wholly or in part and cannot be used as an evidence in the court of Law and should not be used in any advertising media without written approval of the laboratory. Subjected to Hubli Jurisdiction.

SHRI KRISHNA AQUA ENGINEERING WORKS

H NO 3 & 4 LIMBUWALA BUILDING PRAGATI COLONY
1ST CROSS VIDYANAGAR HUBLI, DHARWAD KARNATAKA INDIA
Tel 0836-2375678 Mobile +91 94480 51534 +91 94800 28018
E-mail - radhabengeri@gmail.com shrikrishnaaqua@gmail.com

ANNEXURE-55
Format No: SKAEW/7.8/RF/C/09

Analysis Report of Water Quality Data

1	Name of the Industry	:	BMM Ispat Ltd., Danapur, Hosapete Taluk, Vijayanagara District.
2	Customer Reference	:	WORKORDER NO.. 4500005206 DATED 05.06.2026
3	Sample collected by	:	Shri Krishna Aqua Engineering Works
4	Particulars of sample collected	:	Grab Sampling
5	Discipline	:	Chemical/Biological
6	Group	:	Water
7	Sample Type	:	Ground Water
8	Sample Code	:	**493**
9	Date of Sampling	:	23.10.2026
10	Sample Received	:	24.10.2026
11	Date of Analysis	:	24.10.2026
12	Date of Analysis Completion	:	31.10.2026
13	Report Issue Date	:	**03.11.2026**
14	Report Number	:	**SKAEW/BMMIL/GW/2026-27/0116**

Results

Sl. No	Parameters	Protocol	Unit	G. Nagalapura Village (GW6)	Standards as per IS: 10500:2012	
					Acceptable Limits	Permissible Limit in the Absence of Alternate Source
21	Nickel as Ni	APHA 24th Edition 3111 B : 2023	mg/L	**<0.01**	0.02max	NR
22	Manganese as Mn	APHA 24th Edition 3111 B : 2023	mg/L	**<0.01**	0.10 max	0.30 max
23	Copper as Cu	APHA 24th Edition 3111 B : 2023	mg/L	**<0.01**	0.05 max	1.50 max
24	Zinc as Zn	APHA 24th Edition 3111 B : 2023	mg/L	**<1.0**	5 max	15 max
25	Lead as Pb	APHA 24th Edition 3111 B : 2023	mg/L	**<0.01**	0.01 max	NR
26	Arsenic as As	APHA 24th Edition 3114B : 2023	mg/L	**<0.01**	0.01 max	0.05 max
27	Cadmium as Cd	APHA 24th Edition 3111 B : 2023	mg/L	**<0.001**	0.003 max	NR
28	Total Coli form count	IS : 15185:2016	1 CFU/ 100 ml	**Absent**	Shall not be detectable in any 100ml sample	-
29	*Escherichia coli* count	IS : 15185:2016	1 CFU/ 100 ml	**Absent**	Shall not be detectable in any 100ml sample	-

Note: Ab: Absent, NR: No Relaxation

Reviewed & Authorized Signatory

R.M. Bengeri

Mrs. Radha M Bengeri
Technical Manager

Note:
1. All results pertain to the sample received and tested only.
2. Samples are Retained for 15 days after issue of test reports.
3. (*) Details as Furnished by Customer.
4. Total BDL - Below Detectable Limit, DL - Detection Limit.
5. This report is not to be reproduced either wholly or in part and cannot be used as an evidence in the court of Law and should not be used in any advertising media without written approval of the laboratory. Subjected to Hubli Jurisdiction.

SHRI KRISHNA AQUA ENGINEERING WORKS

H NO 3 & 4, LIMBUWALA BUILDING, PRAGATI COLONY,
1ST CROSS, VIDYANAGAR, HUBLI DHARWAD KARNATAKA INDIA
Tel 0836-2375678, Mobile +91 94480 51534 +91 94800 28018,
E-mail - radhabengeri@gmail.com, shrikrishnaaqua@gmail.com

TC-17231

ANNEXURE-56
Format No: SKAEW/7.8/RF/C/08

Analysis Report of Water Quality Data

1	Name of the Industry	:	BMM Ispat Ltd., Danapur, Hosapete Taluk, Vijayanagara District.
2	Customer Reference	:	WORKORDER NO.. 4500005206 Dated 05.06.2026
3	Sample collected by	:	Shri Krishna Aqua Engineering Works
4	Particulars of sample collected	:	Grab Sampling
5	Discipline	:	Chemical
6	Group	:	Water
7	Sample Type	:	RO Drinking Water
8	Sample Code	:	**494**
9	Date of Sampling	:	23.10.2026
10	Sample Received	:	24.10.2026
11	Date of Analysis	:	24.10.2026
12	Date of Analysis Completion	:	31.10.2026
13	Report Issue Date	:	**03.11.2026**
14	Report Number	:	**ULR-TC172312600000117**

Results

Sl. No.	Parameters	Protocol	Unit	RO Drinking Water	Standards as per IS: 10500:2012	
					Acceptable Limits	Permissible Limit in the Absence of Alternate Source
1.	pH @ 25 °C	IS 3025 Part 11: 2022	-	7.12	6.5 to 8.5	NR
2.	Electrical Conductivity @ 25 °C	IS 3025 Part 14: 2013(RA : 2023)	µS/cm	72	-	-
3.	Total Dissolved Solids	IS 3025 Part 16: 2023	mg/L	41	500max	2000 max
4.	Total Solids	IS 3025 Part 15: 2023	mg/L	BDL(<2)	-	-
5.	Sulphate as SO_4	IS 3025 Part 24 Sec 1: 2022	mg/L	2.56	200max	400max
6.	Sodium as Na	IS 3025 Part 45: 2024	mg/L	2.33	-	-
7.	Potassium as K	IS 3025 Part 45: 2024	mg/L	1.41	-	-
8.	Calcium as Ca	IS 3025 Part 40: 2024	mg/L	3.96	75max	200max
9.	Magnesium as Mg	IS 3025 Part 46: 2023	mg/L	2.14	30max	100max
10.	Total Hardness as $CaCO_3$	IS 3025 Part 21: 2009	mg/L	19.80	200max	600max
11.	Chloride as Cl	IS 3025 Part 32: 2025	mg/L	5.73	250max	1000 max
12.	Fluoride as F	APHA 24th Edition 4500-F-B, D: 2024	mg/L	BDL (<0.1)	1 max	1.5 max
13.	Nitrate as NO3-N	IS 3025 Part 34 Sec 1: 2023	mg/L	0.13	45max	NR
14.	Total Alkalinity as CaCO3	IS 3025 Part 23: 2023	mg/L	22	200max	600max

Note:
1. All results pertain to the sample received and tested only.
2. Samples are Retained for 15 days after issue of test reports.
3. (*) Details as Furnished by Customer.
4. Total BDL - Below Detectable Limit, DL - Detection Limit.
5. This report is not to be reproduced either wholly or in part and cannot be used as an evidence in the court of Law and should not be used in any advertising media without written approval of the laboratory. Subjected to Hubli Jurisdiction.

SHRI KRISHNA AQUA ENGINEERING WORKS

H NO 3 & 4, LIMBUWALA BUILDING, PRAGATI COLONY,
1ST CROSS, VIDYANAGAR, HUBLI DHARWAD, KARNATAKA INDIA
Tel 0836-2375678 Mobile +91 94480 51534 +91 94800 28018,
E-mail - radhabengeri@gmail.com, shrikrishnaaqua@gmail.com

TC-17231

ANNEXURE-56

15	Acidity as $CaCO_3$	IS 3025 Part 22: 2024	mg/L	BDL (<0.1)	-	-
16	Total Iron as Fe	IS 3025 Part 53: 2024	mg/L	BDL (<0.1)	0.30max	NR
17.	Chromium as Cr	IS 3025 Part 52: 2003(RA : 2023)	mg/L	ND	0.05 max	NR
18.	Colour	IS 3025 Part 4: 2021	Hazen	1	5max	15max
19.	Residual chlorine	IS 3025 Part 26: 2021	mg/L	BDL (<0.1)	0.2max	1.0max
20.	Boron as B	IS 3025 Part 57: 2021	mg/L	BDL (<0.1)	0.5max	1.0

Note: W6: RO Drinking Water. **NR-**No relaxation. **ND**-Not Detectable. RA: Reaffirmed Year

INFERENCE	**As per Standards IS: 10500:2012** **Report Status: - Measured Values for the above parameters are within the limit.**

****End of the Report****

Reviewed & Authorized Signatory

R.M. Bengeri

Mrs. Radha M Bengeri
Technical Manger

Note:

1. All results pertain to the sample received and tested only.
2. Samples are Retained for 15 days after issue of test reports.
3. (*) Details as Furnished by Customer.
4. Total BDL - Below Detectable Limit, DL - Detection Limit.
5. This report is not to be reproduced either wholly or in part and cannot be used as an evidence in the court of Law and should not be used in any advertising media without written approval of the laboratory. Subjected to Hubli Jurisdiction.

SHRI KRISHNA AQUA ENGINEERING WORKS

H NO 3 & 4 LIMBUWALA BUILDING PRAGATI COLONY
1 CROSS VIDYANAGAR HUBLI DHARWAD KARNATAKA INDIA
Tel 0836-2375678 Mobile +91 94480 51534, +91 94800 28018
E-mail radhabengeri@gmail.com shrikrishnaaqua@gmail.com

ANNEXURE-56
Format No: SKAEW/7.8/RF/C/09

Analysis Report of Water Quality Data

1	Name of the Industry	:	BMM Ispat Ltd., Danapur, Hosapete Taluk, Vijayanagara District.
2	Customer Reference	:	WORKORDER NO.. 4500005206 DATED 05.06.2026
3	Sample collected by	:	Shri Krishna Aqua Engineering Works
4	Particulars of sample collected	:	Grab Sampling
5	Discipline	:	Chemical/Biological
6	Group	:	Water
7	Sample Type	:	RO Drinking Water
8	Sample Code	:	**494**
9	Date of Sampling	:	23.10.2026
10	Sample Received	:	24.10.2026
11	Date of Analysis	:	24.10.2026
12	Date of Analysis Completion	:	31.10.2026
13	Report Issue Date	:	**03.11.2026**
14	Report Number	:	**SKAEW/BMMIL/RO/2026-27/0117**

Results

Sl. No	Parameters	Protocol	Unit	RO Drinking Water	Standards as per IS: 10500:2012	
					Acceptable Limits	Permissible Limit in the Absence of Alternate Source
21	Turbidity (NTU)	IS 3025 Part 10: 2023	NTU	**1**	1 max	5max
22	Oil & Grease	APHA 24th Edition 5520 B: 2023	mg/L	**Nil**	0.8max	No Relaxation
23	Phosphorusas P	IS 3025 Part 31 Sec 1: 2022	mg/L	**BDL (<0.1)**	-	-
24	Selenium as Se	APHA 24th Edition 3114 C : 2023	mg/L	**<0.01**	0.01max	No Relaxation
25	Nickel as Ni	APHA 24th Edition 3111 B : 2023	mg/L	**<0.01**	0.02 max	NR
26	Manganese as Mn	APHA 24th Edition 3111 B : 2023	mg/L	**<0.01**	0.10 max	0.30 max
27	Copper as Cu	APHA 24th Edition 3111 B : 2023	mg/L	**<0.01**	0.05 max	1.50 max
28	Zinc as Zn	APHA 24th Edition 3111 B : 2023	mg/L	**<1.0**	5 max	15 max
29	Lead as Pb	APHA 24th Edition 3111 B : 2023	mg/L	**<0.01**	0.01 max	NR
30	Arsenic as As	APHA 24th Edition 3114B : 2023	mg/L	**<0.01**	0.01 max	0.05 max
31	Cadmium as Cd	APHA 24th Edition 3111 B : 2023	mg/L	**<0.001**	0.003 max	NR
32	Cyanides (as CN)	APHA 24th Edition 4500 CN -D : 2023	mg/L	**BDL**	0.05max	No Relaxation
33	Phenolic Compound as phenols	IS:3025 (part 43)-1992, RA-2014, Chloroform extraction method	mg/L	**BDL**	1.0max	-
34	*Escherichia coli* count	IS :15185:2016	1 CFU/ 100 ml	**Absent**	Shall not be detectable in any 100ml sample	-

Note: Ab: Absent, NR: No Relaxation,

Reviewed & Authorized Signatory

R.M. Bengeri

Mrs. Radha M Bengeri
Technical Manager

Note:
1. All results pertain to the sample received and tested only.
2. Samples are Retained for 15 days after issue of test reports.
3. (*) Details as Furnished by Customer.
4. Total BDL - Below Detectable Limit, DL - Detection Limit.
5. This report is not to be reproduced either wholly or in part and cannot be used as an evidence in the court of Law and should not be used in any advertising media without written approval of the laboratory. Subjected to Hubli Jurisdiction.

SHRI KRISHNA AQUA ENGINEERING WORKS

H NO 3 & 4, LIMBUWALA BUILDING, PRAGATI COLONY,
1ST CROSS, VIDYANAGAR, HUBLI DHARWAD, KARNATAKA INDIA
Tel : 0836-2375678, Mobile : +91 94480 51534, +91 94800 28018
E-mail : radhabengeri@gmail.com, shrikrishnaaqua@gmail.com

TC-17231

ANNEXURE-57
Format No: SKAEW/7.8/RF/C/06

Analysis Report of Water Quality Data

1	Name of the Industry	:	BMM Ispat Ltd., Danapur, Hosapete Taluk, Vijayanagara District.
2	Customer Reference	:	WORKORDER NO.. 4500005206 Dated 05.06.2026
3	Sample collected by	:	Shri Krishna Aqua Engineering Works
4	Particulars of sample collected	:	Composite Sampling
5	Discipline	:	Chemical
6	Group	:	Pollution & Environment
7	Sample Type	:	**Sewage Treatment Plant (Outlet)**
8	Date of Sampling	:	23.10.2026
9	Sample Received	:	24.10.2026
10	Date of Analysis	:	24.10.2026
11	Date of Analysis Completion	:	31.10.2026
12	Report Issue Date	:	**03.11.2026**

Sl. No.	Parameters	Protocol	Unit	Results			As per KSPCB Std
				STP 45 KLD I	STP-1 90 KLD II	STP-2 90 KLD III	
		Sample code	-	**495**	**496**	**497**	
1.	pH @ 25 °C	IS 3025 Part 11: 2022	-	7.05	7.32	7.28	6.5 to 8.5
2.	Colour	IS 3025 Part 4: 2021	Hazen	1	1	1	
3.	Total Suspended Solids	IS 3025 Part 17: 2022	mg/L	13.33	10.15	2.52	<20
4.	Biochemical Oxygen Demand as BOD (3 days at 27°C)	IS 3025 PART 44: 2023	mg/L	7.0	8.6	9.0	<10
5.	Chemical Oxygen Demand as COD	IS 3025 Part 58: 2023	mg/L	34.22	44.52	39.47	<50
6.	Oil & Grease	IS 3025 Part 39: 2021	mg/L	7.22	5.52	8.93	10
7.	Kjeldhal Nitrogen	IS 3025 Part 34 Sec 1: 2023	mg/L	4.22	1.47	3.66	5
8	Chromium hexavalent as Cr+6	IS 3025 Part 52: 2003 (Reaffirmed Year : 2023)	mg/L	0.001	0.002	0.002	-

Note: BDL-Below detectable Limit. **INFERENCE:** The Measured values are within the Limit.

I-STP 45 KLD – Near Fortivia **Report Number: ULR-TC172312600000118**

II-STP-1 90 KLD –Near ISP Area **Report Number: ULR-TC172312600000119**

III- STP-2 90 KLD –Near Gunda Guest House **Report Number:ULR-TC172312600000120**

****End of the Report****

Reviewed & Authorized Signatory

R.M. Bengeri

Mrs. Radha M Bengeri
Technical Manger

Note:

1. All results pertain to the sample received and tested only.
2. Samples are Retained for 15 days after issue of test reports.
3. (*) Details as Furnished by Customer.
4. Total BDL - Below Detectable Limit, DL - Detection Limit.
5. This report is not to be reproduced either wholly or in part and cannot be used as an evidence in the court of Law and should not be used in any advertising media without written approval of the laboratory. Subjected to Hubli Jurisdiction.

SHRI KRISHNA AQUA ENGINEERING WORKS

H NO 3 & 4 LIMBUWALA BUILDING PRAGATI COLONY,
1ST CROSS VIDYANAGAR HUBLI, DHARWAD, KARNATAKA, INDIA.
Tel 0836-2375678 Mobile +91 94480 51534, +91 94800 28018.
E-mail - radhabengeri@gmail.com shrikrishnaaqua@gmail.com

ANNEXURE-57
Format No: SKAEW/7.8/RF/C/06

Analysis Report of Water Quality Data

1	Name of the Industry	:	BMM Ispat Ltd., Danapur, Hosapete Taluk, Vijayanagara District.
2	Customer Reference	:	WORKORDER NO.. 4500005206 DATED 05.06.2026
3	Sample collected by	:	Shri Krishna Aqua Engineering Works
4	Particulars of sample collected	:	Composite Sampling
5	Discipline	:	Chemical
6	Group	:	Pollution & Environment
7	Sample Type	:	**Sewage Treatment Plant (Outlet)**
8	Date of Sampling	:	23.10.2026
9	Sample Received	:	24.10.2026
10	Date of Analysis	:	24.10.2026
11	Date of Analysis Completion	:	31.10.2026
12	Report Issue Date	:	**03.11.2026**

Sl. No.	Parameters	Protocol	Unit	Results			As per KSPCB Std
				STP 45 KLD I	STP-1 90 KLD II	STP-2 90 KLD III	
		Sample code	-	495	496	497	
9.	Odour	IS: 3025 (PART 5)- 1983, RA-2012, True Odour	-	Agree able	Agree able	Agree able	-
10.	Cyanides (as CN)	APHA 24th Edition 4500 CN -D: 2023	mg/L	BDL	BDL	BDL	-
11.	Phenolic Compounds (as C_6H_5OH)	IS:3025 (part 43)-1992, RA-2014, Chloroform extraction method	mg/L	BDL	BDL	BDL	-
12.	Fecal coliform	APHA 24th Edition 9211 B :2023	CFU/ 100ml	11	13	29	Less than 100

Note: BDL-Below detectable Limit. **INFERENCE:** The Measured values are within the Limit.
I-STP 45 KLD – Near Fortivia ,**Report Number: SKAEW/BMMIL/STP/2026-27/118**
II-STP-1 90 KLD –Near ISP Area, **Report Number: SKAEW/BMMIL/STP/2026-27/119**
III-STP-2 90 KLD –Near Gunda Guest House, **Report Number: SKAEW/BMMIL/STP/2026-27/120**

Reviewed & Authorized Signatory

R.M. Bengeri

Mrs. Radha M Bengeri
Technical Manager

Note:
1. All results pertain to the sample received and tested only.
2. Samples are Retained for 15 days after issue of test reports.
3. (*) Details as Furnished by Customer.
4. Total BDL - Below Detectable Limit, DL - Detection Limit.
5. This report is not to be reproduced either wholly or in part and cannot be used as an evidence in the court of Law and should not be used in any advertising media without written approval of the laboratory. Subjected to Hubli Jurisdiction.

SHRI KRISHNA AQUA ENGINEERING WORKS

H.NO. 3 & 4, LIMBUWALA BUILDING, PRAGATI COLONY,
1ST CROSS, VIDYANAGAR, HUBLI, DHARWAD, KARNATAKA, INDIA
Tel: 0836-2375678, Mobile: +91 94480 51534, +91 94800 28018
E-mail: radhabengeri@gmail.com, shrikrishnaaqua@gmail.com

TC-17231

ANNEXURE-58
Format No: SKAEW/7.8/RF/C/06

Analysis Report of Water Quality Data

1	Name of the Industry	:	BMM Ispat Ltd., Danapur, Hosapete Taluk, Vijayanagara District.
2	Customer Reference	:	WORKORDER NO.. 4500005206 Dated 05.06.2026
3	Sample collected by	:	Shri Krishna Aqua Engineering Works
4	Particulars of sample collected	:	Composite Sampling
5	Discipline	:	Chemical
6	Group	:	Pollution & Environment
7	Sample Type	:	**Waste Water**
8	Date of Sampling	:	23.10.2026
9	Sample Received	:	24.10.2026
10	Date of Analysis	:	24.10.2026
11	Date of Analysis Completion	:	31.10.2026
12	Report Issue Date	:	**03.11.2026**
13	Report Number	:	**ULR-TC172312600000121**

Results

Sl. No.	Parameters	Protocol	Unit	Results		As per KSPCB Std
				Neutralization Pit 70 MW Power Plant	Neutralization Pit 2x70 MW Power Plant	
			Sample Code	498	499	
1.	pH @ 25 °C	IS 3025 Part 11: 2022	-	7.15	8.52	6.5 to 9.0
2.	Total Suspended Solids	IS 3025 Part 17: 2022	mg/L	22.58	8.92	100
3.	Chemical Oxygen Demand as COD	IS 3025 Part 58: 2023	mg/L	89.6	92.0	250
4.	Oil & Grease	IS 3025 Part 39: 2021	mg/L	2.64	4.71	10

Note: BDL-Below detectable Limit.
INFERENCE: The Measured values are within the Limit.

****End of the Report****

Reviewed & Authorized Signatory

R.M. Bengeri

Mrs. Radha M Bengeri
Technical Manger

Note:
1. All results pertain to the sample received and tested only.
2. Samples are Retained for 15 days after issue of test reports.
3. (*) Details as Furnished by Customer.
4. Total BDL - Below Detectable Limit, DL - Detection Limit.
5. This report is not to be reproduced either wholly or in part and cannot be used as an evidence in the court of Law and should not be used in any advertising media without written approval of the laboratory. Subjected to Hubli Jurisdiction.

SHRI KRISHNA AQUA ENGINEERING WORKS

H NO 3 & 4, LIMBUWALA BUILDING, PRAGATI COLONY,
1ST CROSS VIDYANAGAR, HUBLI DHARWAD KARNATAKA INDIA
Tel 0836-2375678 Mobile +91 94480 51534 +91 94800 28018,
E-mail - radhabengeri@gmail.com, shrikrishnaaqua@gmail.com

TC-17231

ANNEXURE-59
Format No: SKAEW/7.8/RF/C/10

Analysis Report of Water Quality Data

1	Name of the Industry	:	BMM Ispat Ltd., Danapur, Hosapete Taluk, Vijayanagara District.
2	Customer Reference	:	WORKORDER NO.. 4500005206 Dated 05.06.2026
3	Sample collected by	:	Shri Krishna Aqua Engineering Works
4	Particulars of sample collected	:	Composite Sampling
5	Discipline	:	Chemical
6	Group	:	Pollution & Environment
7	Sample Type	:	**Surface Water**
8	Date of Sampling	:	23.10.2026
9	Sample Received	:	24.10.2026
10	Date of Analysis	:	24.10.2026
11	Date of Analysis Completion	:	31.10.2026
12	Report Issue Date	:	**03.11.2026**
13	Report Number	:	**ULR-TC172312600000122**

Sl. No.	Parameters	Protocol	Unit	Results		IS 2296 - 1982 CLASS -B
				Danayakanakere Upstream	Danayakanakere Downstream	
			Sample code	500	501	
1.	pH @ 25 °C	IS 3025 Part 11: 2022	-	7.22	7.18	6.5-8.5
2.	Color	IS 3025 Part 4: 2021		<5	<5	300
3.	Biochemical Oxygen Demand as BOD (3 days at 27°C)	IS 3025 Part 44: 2023	mg/L	2.2	2.6	3.0
4	Fluorides as F	APHA 24th Edition 4500-F-B, D: 2024	mg/L	0.16	0.15	1.3
5	Dissolved Oxygen	IS 3025 Part 38: 2025	mg/L	6.0	5.7	>5
6	Chromium hexavalent as Cr+6	IS 3025 Part 52: 2003 (Reaffirmed Year : 2023)	mg/L	0.02	0.01	1.0

INFERENCE: The measured values are within the Limit

****End of the Report****

Reviewed & Authorized Signatory

R.M. Bengeri

Mrs. Radha M Bengeri
Technical Manger

Note:

1. All results pertain to the sample received and tested only.
2. Samples are Retained for 15 days after issue of test reports.
3. (*) Details as Furnished by Customer.
4. Total BDL - Below Detectable Limit, DL - Detection Limit.
5. This report is not to be reproduced either wholly or in part and cannot be used as an evidence in the court of Law and should not be used in any advertising media without written approval of the laboratory. Subjected to Hubli Jurisdiction.

SHRI KRISHNA AQUA ENGINEERING WORKS

H NO 3 & 4 LIMBUWALA BUILDING PRAGATI COLONY,
1ST CROSS VIDYANAGAR HUBLI, DHARWAD, KARNATAKA, INDIA.
Tel 0836-2375678, Mobile +91 94480 51534, +91 94800 28018
E-mail : radhabengeri@gmail.com, shrikrishnaaqua@gmail.com

ANNEXURE-59
Format No: SKAEW/7.8/RF/C/10

Analysis Report of Water Quality Data

1	Name of the Industry	:	BMM Ispat Ltd., Danapur, Hosapete Taluk, Vijayanagara District.
2	Customer Reference	:	WORKORDER NO.. 4500005206 DATED 05.06.2026
3	Sample collected by	:	Shri Krishna Aqua Engineering Works
4	Particulars of sample collected	:	Composite Sampling
5	Sampling Procedure	:	SKAEW-LD/SOP/32
6	Discipline	:	Chemical
7	Group	:	Pollution & Environment
8	Sample Type	:	**Surface Water**
9	Date of Sampling	:	23.10.2026
10	Sample Received	:	24.10.2026
11	Date of Analysis	:	24.10.2026
12	Date of Analysis Completion	:	31.10.2026
13	Report Issue Date	:	**03.11.2026**
14.	Report Number	:	**SKAEW/BMMIL/SW/2026-27/0122**

Sl. No.	Parameters	Protocol	Unit	Results		IS 2296 - 1982 CLASS -B
				Danayakanakere Upstream	Danayakanakere Downstream	
			Sample code	500	501	
7	Arsenic as As	APHA 24thEdition3114- B : 2023	mg/L	<0.01	<0.01	0.2
8	Cyanides (as CN)	APHA 24th Edition 4500 CN -D : 2023	mg/L	BDL	BDL	0.05
9	Phenolic Compounds (as C_6H_5OH)	IS:3025 (part 43)-1992, RA-2014, Chloroform extraction method	mg/L	BDL	BDL	0.005
10	**Total Coliform Organisms**					
	Total Coli forms	IS : 1622:1981	MPN/ 100 ml	56	75	500
	Escherichia coli or *E. coli*	IS : 1622:1981	MPN/ 100 ml	Absent	Absent	-

Reviewed & Authorized Signatory

R.M. Bengeri

Mrs. Radha M Bengeri
Technical Manager

Note:
1. All results pertain to the sample received and tested only.
2. Samples are Retained for 15 days after issue of test reports.
3. (*) Details as Furnished by Customer.
4. Total BDL - Below Detectable Limit, DL - Detection Limit.
5. This report is not to be reproduced either wholly or in part and cannot be used as an evidence in the court of Law and should not be used in any advertising media without written approval of the laboratory. Subjected to Hubli Jurisdiction.

SHRI KRISHNA AQUA ENGINEERING WORKS

H NO 3 & 4 LIMBUWALA BUILDING, PRAGATI COLONY,
1ST CROSS VIDYANAGAR, HUBLI DHARWAD KARNATAKA INDIA
Tel 0836-2375678 Mobile +91 94480 51534 +91 94800 28018
E-mail - radhabengeri@gmail.com, shrikrishnaaqua@gmail.com

TC-17231

ANNEXURE-60
Format No: SKAEW/7.8/RF/C/10

Analysis Report of Water Quality Data

1	Name of the Industry	:	BMM Ispat Ltd., Danapur, Hosapete Taluk, Vijayanagara District.
2	Customer Reference	:	WORKORDER NO.. 4500005206 Dated 05.06.2026
3	Sample collected by	:	Shri Krishna Aqua Engineering Works
4	Particulars of sample collected	:	Composite Sampling
5	Discipline	:	Chemical
6	Group	:	Pollution & Environment
7	Sample Type	:	**Surface Water**
8	Date of Sampling	:	23.10.2026
9	Sample Received	:	24.10.2026
10	Date of Analysis	:	24.10.2026
11	Date of Analysis Completion	:	31.10.2026
12	Report Issue Date	:	**03.11.2026**
13	Report Number	:	**ULR-TC172312600000123**

Sl. No.	Parameters	Protocol	Unit	Results		IS 2296 - 1982 CLASS -B
				KempuHalla Upstream	KempuHalla Downstream	
			Sample code	502	503	
1.	pH @ 25 °C	IS 3025 Part 11: 2022	-	7.76	7.82	6.5-8.5
2.	Color	IS 3025 Part 4: 2021		1	1	300
3.	Biochemical Oxygen Demand as BOD (3 days at 27°C)	IS 3025 Part 44: 2023	mg/L	2.0	1.5	3.0
4	Fluorides as F	APHA 24th Edition 4500-F-B, D: 2024	mg/L	0.12	0.16	1.3
5	Dissolved Oxygen	IS 3025 Part 38: 2025	mg/L	5.7	5.6	>5
6	Chromium hexavalent as Cr+6	IS 3025 Part 52: 2003 (Reaffirmed Year : 2023)	mg/L	0.02	0.01	1.0

INFERENCE: The measured values are within the Limit
****End of the Report****

Reviewed & Authorized Signatory

R.M. Bengeri

Mrs. Radha M Bengeri
Technical Manger

Note:
1. All results pertain to the sample received and tested only.
2. Samples are Retained for 15 days after issue of test reports.
3. (*) Details as Furnished by Customer.
4. Total BDL - Below Detectable Limit, DL - Detection Limit.
5. This report is not to be reproduced either wholly or in part and cannot be used as an evidence in the court of Law and should not be used in any advertising media without written approval of the laboratory. Subjected to Hubli Jurisdiction.

SHRI KRISHNA AQUA ENGINEERING WORKS

H NO 3 & 4 LIMBUWALA BUILDING PRAGATI COLONY,
1 CROSS VIDYANAGAR HUBLI, DHARWAD, KARNATAKA, INDIA.
Tel 0836-2375678 Mobile +91 94480 51534, +91 94800 28018.
E-mail - radhabengeri@gmail.com, shrikrishnaaqua@gmail.com

ANNEXURE-60A
SKAEW-LD/TF/23/01

Analysis Report of Water Quality Data

1	Name of the Industry	:	BMM Ispat Ltd., Danapur, Hosapete Taluk, Vijayanagara District.
2	Customer Reference	:	WORKORDER NO.. 4500005206 DATED 05.06.2026
3	Sample collected by	:	Shri Krishna Aqua Engineering Works
4	Particulars of sample collected	:	Composite Sampling
5	Sampling Procedure	:	SKAEW-LD/SOP/32
6	Discipline	:	Chemical
7	Group	:	Pollution & Environment
8	Sample Type	:	**Surface Water**
9	Date of Sampling	:	23.10.2026
10	Sample Received	:	24.10.2026
11	Date of Analysis	:	24.10.2026
12	Date of Analysis Completion	:	31.10.2026
13	Report Issue Date	:	**03.11.2026**
14.	Report Number	:	**SKAEW/BMMIL/SW/2026-27/0037**

Sl. No.	Parameters	Protocol	Unit	Results		IS 2296 - 1982 CLASS -B
				KempuHalla Upstream	KempuHalla Downstream	
			Sample code	502	503	
7	Arsenic as As	APHA 24thEdition3114- B : 2023	mg/L	<0.01	<0.01	0.2
8	Cyanides (as CN)	APHA 24th Edition 4500 CN -D : 2023	mg/L	BDL	BDL	0.05
9	Phenolic Compounds (as C_6H_5OH)	IS:3025 (part 43)-1992, RA-2014, Chloroform extraction method	mg/L	BDL	BDL	0.005
10	**Total Coliform Organisms**					
	Total Coli forms	IS : 1622:1981	MPN/ 100 ml	56	60	500
	Escherichia coli or *E. coli*	IS : 1622:1981	MPN/ 100 ml	Absent	Absent	-

Reviewed & Authorized Signatory

R.M. Bengeri

Mrs. Radha M Bengeri
Technical Manager

Note:
1. All results pertain to the sample received and tested only.
2. Samples are Retained for 15 days after issue of test reports.
3. (*) Details as Furnished by Customer.
4. Total BDL - Below Detectable Limit, DL - Detection Limit.
5. This report is not to be reproduced either wholly or in part and cannot be used as an evidence in the court of Law and should not be used in any advertising media without written approval of the laboratory. Subjected to Hubli Jurisdiction.

SHRI KRISHNA AQUA ENGINEERING WORKS

H NO 3 & 4, LIMBUWALA BUILDING, PRAGATI COLONY,
1ST CROSS, VIDYANAGAR, HUBLI, DHARWAD, KARNATAKA, INDIA
Tel : 0836-2375678, Mobile : +91 94480 51534, +91 94800 28018,
E-mail : radhabengeri@gmail.com, shrikrishnaaqua@gmail.com

TC-17231

ANNEXURE-61
Format No: SKAEW/7.8/RF/C/10

Analysis Report of Surface Water Quality Data

1	Name of the Industry	:	BMM Ispat Ltd., Danapur, Hosapete Taluk, Vijayanagara District.
2	Customer Reference	:	WORKORDER NO.. 4500005206 Dated 05.06.2026
3	Sample collected by	:	Shri Krishna Aqua Engineering Works
4	Particulars of sample collected	:	Composite Sampling
5	Discipline	:	Chemical/Biological
6	Group	:	Pollution & Environment
7	Sample Type	:	**Surface Water**
8	Date of Sampling	:	23.10.2026
9	Sample Received	:	24.10.2026
10	Date of Analysis	:	24.10.2026
11	Date of Analysis Completion	:	31.10.2026
12	Report Issue Date	:	**03.11.2026**
13	Report Number	:	**ULR-TC172312600000124**

Sl. No.	122Parameters	Protocol	Unit	Results	IS 2296 -1982 CLASS -B
				Tungabhadra dam	
			Sample Code	504	
1.	pH @ 25 °C	IS 3025 Part 11: 2022	-	7.07	6.5-8.5
2.	Color	IS 3025 Part 4: 2021		1	300
3.	Biochemical Oxygen Demand as BOD (3 days at 27°C)	IS 3025 Part 44: 2023	mg/L	2.6	3.0
4.	Fluorides as F	APHA 24th Edition 4500-F-B, D: 2024	mg/L	0.12	1.5
5.	Total Dissolved Solids	IS 3025 Part 16: 2023	mg/L	83	-
6	Dissolved Oxygen	IS 3025 Part 38: 2025	mg/L	5.6	>5
7	Chromium hexavalent as Cr+6	IS 3025 Part 52: 2003 (Reaffirmed Year : 2023)	mg/L	0.01	1.0

INFERENCE: The measured values are within the Limit.

****End of the Report****

Reviewed & Authorized Signatory

R.M. Bengeri

Mrs. Radha M Bengeri
Technical Manger

Note:
1. All results pertain to the sample received and tested only.
2. Samples are Retained for 15 days after issue of test reports.
3. (*) Details as Furnished by Customer.
4. Total BDL - Below Detectable Limit, DL - Detection Limit.
5. This report is not to be reproduced either wholly or in part and cannot be used as an evidence in the court of Law and should not be used in any advertising media without written approval of the laboratory. Subjected to Hubli Jurisdiction.

SHRI KRISHNA AQUA ENGINEERING WORKS

H NO. 3 & 4, LIMBUWALA BUILDING, PRAGATI COLONY,
1ST CROSS, VIDYANAGAR, HUBLI, DHARWAD, KARNATAKA, INDIA.
Tel. : 0836-2375678, Mobile : +91 94480 51534, +91 94800 28018,
E-mail - radhabengeri@gmail.com, shrikrishnaaqua@gmail.com

ANNEXURE-61
Format No: SKAEW/7.8/RF/C/10

Analysis Report of Water Quality Data

1	Name of the Industry	:	BMM Ispat Ltd., Danapur, Hosapete Taluk, Vijayanagara District.
2	Customer Reference	:	WORKORDER NO.. 4500005206 DATED 05.06.2026
3	Sample collected by	:	Shri Krishna Aqua Engineering Works
4	Particulars of sample collected	:	Composite Sampling
5	Sampling Procedure	:	SKAEW-LD/SOP/32
6	Discipline	:	Chemical/Biological
7	Group	:	Pollution & Environment
8	Sample Type	:	**Surface Water**
9	Date of Sampling	:	23.10.2026
10	Sample Received	:	24.10.2026
11	Date of Analysis	:	24.10.2026
12	Date of Analysis Completion	:	31.10.2026
13	Report Issue Date	:	**03.11.2026**
14.	Report Number	:	**SKAEW/BMMIL/SW/2026-27/0038**

Sl. No.	Parameters	Protocol	Unit	Results	IS 2296 -1982 CLASS -B
				Tungabhadra dam	
			Sample Code	504	
8	Total Suspended Solids	APHA 24th Edition 2540 D: 2023	mg/L	24.22	-
9	Arsenic as As	APHA 24thEdition3114- B : 2023	mg/L	<0.01	0.2
10	Cyanides (as CN)	APHA 24th Edition 4500 CN -D : 2023	mg/L	BDL	0.05
11	Phenolic Compounds (as C_6H_5OH)	IS:3025 (part 43)-1992, RA-2014, Chloroform extraction method	mg/L	BDL	0.005
12.	**Total Coliform Organisms,**				
	Total Coli forms	IS :1622:1981	MPN/ 100 ml	70	500
	Escherichia coli or E. coli	IS : 1622:1981	MPN/ 100 ml	Absent	-

Note: BDL-Below detectable Limit
INFERENCE: The measured values are within the Limit.

Reviewed & Authorized Signatory

R.M. Bengeri

Mrs. Radha M Bengeri
Technical Manager

Note:
1. All results pertain to the sample received and tested only.
2. Samples are Retained for 15 days after issue of test reports.
3. (*) Details as Furnished by Customer.
4. Total BDL - Below Detectable Limit, DL - Detection Limit.
5. This report is not to be reproduced either wholly or in part and cannot be used as an evidence in the court of Law and should not be used in any advertising media without written approval of the laboratory. Subjected to Hubli Jurisdiction.

WATER SAMPLING LOCATIONS









WATER SAMPLING LOCATIONS









WATER SAMPLING LOCATIONS









WATER SAMPLING LOCATIONS









STP WATER SAMPLING LOCATIONS

